



2022 FOOTBALL GAME NOTES

NORTH TEXAS ATHLETICS COMMUNICATIONS: 1301 S. Bonnie Brae St. | Denton, TX 76207 | MEANGREENSPORTS.COM | @MEANGREENFB

GAME 13

NR/NR/NR NORTH TEXAS (7-5, 6-2 C-USA) vs. 23/24/NR UTSA (10-2, 8-0 C-USA)



Dec. 2, 2022 • 6:30 pm CT • TV: CBSSN • Radio: Mean Green Sports Network
San Antonio, Texas • Alamodome (36,582)

MEDIA INFORMATION

TV: CBSSN | CBSSports.com

Talent: Rich Waltz (pxp), Aaron Taylor (analyst), Sherree Burruss (sideline)

Radio: Mean Green Sports Network

Talent: Dave Barnett (pxp), Hank Dickenson (analyst), Michelle Brooks (sideline)

Stations: KHYI 95.3 | KXXN 97.5 | The Varsity Network

Live Stats: MeanGreenStats.com

Twitter: @MeanGreenFB | #GMG

UNT	7-5, 6-2 C-USA
Ranking	NR — AP, NR — Coaches, NR — CFP
Last Game	Nov. 26, 2022 Win vs. Rice, 21-17
Head Coach	Seth Littrell (Oklahoma, '01)
Career Record	44-43 (7th season)
UNT Record vs. UTSA	4-3

UTSA	10-2, 8-0 C-USA
Ranking	23 — AP, 24 — Coaches, NR — CFP
Last Game	Nov. 26, 2022 Win vs. UTEP, 34-31
Head Coach	Jeff Traylor (SFA, '90)
Career Record	29-9 (3rd Season)
UTSA Record vs. UNT	29-9 (3rd Season) 2-1

UNT COACHING STAFF

On the Field	
Seth Littrell	Head Coach
Tommy Mainord	Assoc. HC/Co-OC/Receivers
Patrick Cobbs	Asst. HC/Running Backs
Phil Bennett	Defensive Coord./Safeties
Jim Gush	Co-DC/Linebackers
Randy Clements	Offensive Line
Adrian Mayes	Tight Ends
Matt Passwaters	Defensive Line
Chris Petrilli	Special Teams/Outside LBs

In the Booth	
Mike Bloesch	Offensive Coordinator/QB
Jarred Holley	Cornerbacks

UNT ATHLETICS COMMUNICATIONS

TAYLOR BRYAN Primary Contact

254-709-4411 (cell) • Taylor.Bryan@unt.edu

DOUG WATERS Secondary Contact

936-240-6780 (cell) • Doug.Waters@unt.edu

STORY LINES

- After punching its postseason ticket with a win over Rice, UNT travels back to San Antonio for a rematch with UTSA - this time with the 2022 Ryan Conference USA Championship on the line. Kick is set for 6:30 pm CT on CBSSN.
- Six of the last eight games in the UNT-UTSA series have been decided by eight points or less.
- The Mean Green are making their second-ever Conference USA Championship appearance and first since 2017. North Texas is seeking its first league title since 2004 and have won 25 in program history.
- UNT is 2-47 all-time against ranked opponents with its last victory a 45-23 win over No. 15 UTSA last season.
- North Texas has won 11 of its last 13 Conference USA games dating back to Oct. 30, 2021.
- North Texas ranks 11th nationally in yards per play (6.85) and is the highest ranking Group of Five team. That mark is the best in North Texas program history and the top four have all been recorded since 2017.
- The Mean Green are the least penalized team in C-USA with an average of only 4.9 per game (No. 24, FBS).
- At 472.0 ypg, the UNT offense this season under OC **Mike Bloesch** is on track to be the second-best in program history.
- UNT has had a number of different players step up this season with 15 different players recording a reception and 12 different players recording at least one receiving touchdown, tied for the second-most in FBS.
- Wide receivers **Jyaire Shorter** (27.4) and **Ja'Mori Maclin** (25.1) rank 1-2 nationally in yards per catch.
- UNT junior quarterback **Austin Aune** leads the nation in yards per pass completion at 15.50 and is eighth with 31 touchdown passes. His 31 TD passes are for the most in program history (Mason Fine, 2017).
- Team captain **Manase Mose** made his 60th straight start up front in the contest against Rice to extend his active FBS consecutive starts lead and program record. He can tie the FBS record on Friday vs. UTSA.
- The Mean Green are 7-15 all-time in the month of December with the last win a 45-43 victory over UTEP in 2020.

2022 SCHEDULE

	Aug. 27	NORTH TEXAS at UTEP	STADIUM	W, 31-13
		UNT outscores UTEP 17-0 in the second half to open the season with a win.		
	Sept. 3	SMU vs. NORTH TEXAS	CBSSN	L, 48-10
		Oscar Adaway's 117 yards on the ground are not enough as UNT falls to SMU in the home opener.		
	Sept. 10	TEXAS SOUTHERN VS. NORTH TEXAS	ESPN3	W, 59-27
		UNT offense racks up 607 yards of total offense to take down Texas Southern.		
	Sept. 17	NORTH TEXAS at UNLV	SSSEN	L, 58-27
		UNLV outscores UNT 35-7 in the second half to pull away for the win.		
	Sept. 24	NORTH TEXAS at MEMPHIS	ESPN+	L, 44-34
		UNT rolls up 473 yards of total offense but turns the ball over four times to fall on the road.		
	Oct. 1	FAU vs. NORTH TEXAS	ESPN+	W, 45-28
		Texada picks off two passes and Shorter catches three touchdowns to lead UNT to a home victory.		
	Oct. 15	LA TECH vs. NORTH TEXAS	ESPN3	W, 47-27
		Mean Green set school record with 475 rushing yards to win eighth straight C-USA contest.		
	Oct. 22	NORTH TEXAS at UTSA	Stadium	L, 31-27
		UTSA scores a touchdown with :15 seconds left on the clock to take down UNT in a back-and-forth affair.		
	Oct. 29	NORTH TEXAS at WKU	Stadium	W, 40-13
		UNT registers 541 yards of offense to dismantle WKU and take sole possession of 2nd place in C-USA.		
	Nov. 5	FIU vs. NORTH TEXAS	ESPN+	W, 52-14
		Aune tosses five touchdown passes and defense holds FIU to under 300 yards of offense in homecoming win.		
	Nov. 12	NORTH TEXAS at UAB	Stadium	L, 41-21
		UAB outscores UNT 24-0 in the second half to hand Mean Green second C-USA loss		
	Nov. 26	RICE vs. NORTH TEXAS	ESPN+	W, 21-17
		Mean Green secure trip to CUSA Championship in rainy chess match to close regular season.		
	Dec. 2	NORTH TEXAS vs. UTSA	CBSSN	6:30 PM CT
		San Antonio, Texas // Alamodome (36,582) // Series tied 5-5		
	TBD	TBD		
		TBD		



SETH LITTRELL

HEAD COACH, SEVENTH SEASON

THE LITTRELL FILE

PERSONAL

Born: July 24, 1978

Family: wife: Becca; children: Elle, Tripp

EDUCATION

Oklahoma, 2001 (Communications)

COACHING EXPERIENCE

2002-04	Kansas, GA
2005-08	Texas Tech, RB
2009	Arizona, RB/TE
2010	Arizona, co-OC/RB/TE
2011	Arizona, OC/RB/TE
2012-13	Indiana, OC/FB/TE
2014-15	North Carolina, associate head coach/OC
2016-pres.	North Texas, head coach

THE LITTRELL WORKSHEET

YEAR	OVERALL		CONFERENCE	
	SCHOOL	RECORD	RECORD, FINISH	
2016	North Texas	5-8	3-5, 4th (west)	
2017	North Texas	9-5	7-1, 1st (west)	
2018	North Texas	9-4	5-3, T-2nd (west)	
2019	North Texas	4-8	3-5, T-4th (west)	
2020	North Texas	4-6	3-4, 4th (west)	
2021	North Texas	6-7	5-3, 3rd (west)	
2022	North Texas	7-5	6-2, 2nd	
TOTALS	7 seasons	44-43	32-23	

MEAN GREEN IN THE NFL

NAME	POS.	TEAM
Jalen Guyton [^]	WR	Los Angeles Chargers
Jeffery Wilson Jr.	RB	Miami Dolphins
Jaelon Darden	WR	Tampa Bay Buccaneers
La'Darius Hamilton [*]	OLB	Green Bay Packers
Kemon Hall [*]	DB	Los Angeles Chargers
Jordan Murray [*]	OL	Indianapolis Colts

^{*}Practice squad

[^]Injured reserve

MORE QUICK HITTERS

- With 44 career wins after FIU, **Seth Littrell** ranks fourth on the program all-time list for victories.
- UNT running backs have 13 career 100-yd games including five by **Oscar Adaway**, five from **Ikaika Ragsdale**, two by **Ayo Adeyi** and one from **Isaiah Johnson**.
- The 2022-23 academic year is UNT's final season of competition in Conference USA. The Mean Green will transition to The American Athletic Conference on July 1, 2023.
- UNT's 2022 roster features 21 student-athletes that have already earned undergraduate degrees.
- The Mean Green are very experienced along the offensive line with a total of 163 career games played, a figure that ranks in the top 10 nationally.
- The Mean Green have had eight different players return a punt for a touchdown since 2012, tied for the second-most nationally behind only Alabama (12).
- UNT's five quarterbacks have made 44 collegiate starts led by 24 from **Austin Aune**. Other totals include **Stone Earle** (8), **Grant Gunnell** (7), **Jace Ruder** (5) and **JD Head** (2).
- Seventh-year head coach **Seth Littrell** heads into the contest as the longest active tenured D-I football head coach in Texas. Eight of UNT's top 10 offense performances have been recorded in the Littrell era.

UTSA SERIES HISTORY

- Friday's matchup will be the 11th all-time between the two programs following the 31-27 thriller in San Antonio on Oct. 22. The all-time series is tied 5-5, but UNT trails 1-4 in games played at the Alamodome.
- The two teams have squared off every year since 2013 when UNT entered C-USA with the Mean Green winning four of the last six match-ups.
- In addition to the title game implications, it marks the second-straight year UNT has faced a ranked UTSA team.
- Six of the last eight games in the series have been decided by eight points or less.

UP NEXT

- With a win, UNT will be the Conference USA champions for the first time and await its postseason bowl.
- The Mean Green have played in 13 bowl games all-time and hold a record of 3-10.

UNT BY THE NUMBERS

- As a team, UNT leads C-USA in passing yards per completion (15.45), sacks allowed per game (0.92), fewest penalties (5.00), and penalty yards per game (42.7).
- In conference-only games this season, the UNT offense ranks inside the top four in C-USA in scoring offense, rushing offense and total offense.
- This season, the Mean Green rank in the Top 30 in FBS in rushing offense (22nd), total offense (18th), sacks allowed (10th), passing efficiency (26th), scoring offense (25th), passing offense (30th) and passing yards per completion (4th).
- Additionally, UNT ranks second nationally with 18 passes of 40 or more yards.

TEAM OFFENSIVE YARDS PER PLAY, FBS

TEAM	YPP
1. Tennessee	7.35
2. Ohio State	7.30
3. USC	7.27
4. Washington	7.02
5. Kansas	7.00
6. UCLA	6.98
7. Georgia	6.95
8. Oregon	6.94
9. TCU	6.88
10. Florida State	6.86
11. UNT	6.85

KD DAVIS IS 'THE MAN' IN THE MIDDLE

- Senior linebacker **KD Davis** is the anchor of UNT's defense under coordinator Phil Bennett. Davis recorded 19 tackles in the win over LA Tech, the most for any UNT player since at least 2000. It is the sixth-most by any FBS player in a game this season.
- A 2021 first-team All-CUSA selection and 2022 preseason All-American, Davis leads C-USA defenders in both total tackles (118) and solo tackles (63). He ranks ninth in FBS in tackles.
- Davis currently ranks fourth in among all Division I players with 407 total tackles in his career.
- After recording eight assisted tackles in the win over LA Tech, Davis moved into first place all-time with 190 assisted tackles in his career, passing Craig Robertson (2006-10).
- **Davis needs 12 tackles over the next two games to surpass Byron Gross (1987-90) for the most in UNT history.**

KD IN THE UNT CAREER RECORD BOOKS

TOTAL TACKLES		SINGLE-SEASON TACKLES (SINCE 1977)		TACKLES FOR LOSS		C-USA ALL-TIME TACKLE LEADERS	
Name, Years	TT	Name, Years	SOLO	Name, Years	TFL	Name, School, Years	TT
1. Byron Gross, 1987-90	418	1. Trent Touchstone, 1989	143	1. Brandon Kennedy, 2000-03	61.0	1. Rod Davis, Southern Miss, 2000-03	526
2. KD Davis, 2018-current	407	2. Craig Robertson, 2010	133	2. EJ Ejija, 2016-18	40.5	--	--
SOLO TACKLES (SINCE 2000)		3. Byron Gross, 1989	132	3. Brad Kassell, 1998-01	39.0	4. Anthony Cannon, Tulane, 2002-05	437
Name, Years	SOLO	4. Brent Koch, 1991	126	4. Brandon Garner, 2016-19	34.5	5. Michael Boley, Southern Miss, 2001-04	423
1. Kishawn McClain, 2014-17	234	Lance White, 1984	126	5. Adrian Awasom, 2001-04	32.0	6. Mario Harvey, Marshall, 2007-10	420
2. Craig Robertson, 2006-10	194	6. Zach Orr, 2013	123	6. KD Davis, 2018-current	31.5	7. Kamal Shakir, Memphis, 1997-00	417
3. KD Davis, 2018-current	191	7. Byron Gross, 1990	122			8. Chris Moore, ECU, 2002-05	415
		8. KD Davis, 2021	121			9. KD Davis, UNT, 2018-current	407
		EJ Ejija, 2018	121				
		Cody Spencer, 2003	121				
		-- KD Davis, 2022	118				

OFFENSIVE FIREPOWER

- The UNT offense has been dynamic under head coach Seth Littrell and offensive coordinator Mike Bloesch.
- After 12 games, the Mean Green have the third-most yards of total offense (5,664) and the sixth-most passing yards (3,214) in a single season in program history.
- Currently, UNT is averaging 34.5 points per game which would be fourth in UNT history while the 414 total points are the fourth-most in program history.
- In the win over FIU, the Mean Green passed for over 400 yards for the first time since 2018 against Incarnate Word.
- As it stands, Seth Littrell's UNT teams are on track to post each of the top five offensive seasons in UNT history in yards per game (see chart to right).
- Entering 2022, UNT had seven 600+ yard games in school history. The Mean Green have already added three more to that total, including the 623-yard performance against FIU. **Eight of UNT's 10 600+ yard performances have been recorded in the Littrell era.**
- For his efforts, third-year UNT offensive coordinator and quarterbacks coach **Mike Bloesch** was nominated for the 2022 Broyles Award, given to the top assistant coach in the country.

YARDS PER GAME, SINGLE SEASON		
1.	513.2	2020
--	472.0	2022
2.	460.5	2018
3.	454.7	2017
4.	430.5	2021
5.	421.0	1969

NEVER MISSED A GAME

- Following a redshirt season in 2017, North Texas junior offensive lineman **Manase Mose** has been a fixture in the Mean Green's lineup.
- The Euless, Texas native has started all 60 games of his career with time at both guard and center dating back to the 2018 season, setting a program record. The NCAA record for consecutive starts is 61 by Trey Carter from Coastal Carolina (2017-21).
- Mose's 60 straight starts is tops on the team, followed by linebacker KD Davis' 41 career starts.
- The UNT record was previously held by Andy Brewster with 50 from 2001-04.

NCAA CAREER GAMES STARTED, FBS (OFFENSIVE/DEFENSIVE PLAYERS ONLY)

	Games	Player	Pos.	School	Years
1.	65	Thomas Hennigan	WR	App State	2017-21
2.	64	Alex Palczewski	OL	Illinois	2017-current
3.	61	Trey Carter*	OL	Coastal Carolina	2017-21
4.	60	Manase Mose*	OL	North Texas	2018-current
	60	Thomas Sargeant	OL	Liberty	2017-21
	60	Airon Servais	OL	Syracuse	2016-21
	60	Ben Petruła	OL	Boston College	2017-21

* - All games played consecutively

AUNE IN THE RECORD BOOKS

- Junior QB **Austin Aune** has etched his name in the UNT record books in a large number of categories, proving himself to be one of the top QBs in Mean Green history.
- After putting up a 203 yards in the contest against Rice, Aune ranks sixth in program history with 6,892 passing yards. Next up is Scott Davis with 6,923.
- Heading into the contest, Aune is tied for eighth in Division I in passing touchdowns (31) and first in passing yards per completion (15.49, 2nd in UNT history) this season.
- Aune is 13-11 all-time as a starting quarterback at UNT and has 54 career touchdown passes, good for the fourth-most in program history. He has produced 10 games in his career with three or more touchdowns, only Mason Fine has had more (15).
- The Argyle native leads FBS in both passing plays of 40+ (18) and 50+ yards (11).
- In total, Aune ranks inside the top 10 in program history in career passing efficiency (2nd), passing yards (6th), attempts (7th), completions (7th), yards per completion (1st), yards per attempt (1st), passing touchdowns (4th), touchdown-to-interception ratio (2nd) and yards per game (3rd).

SEASON PASSING TOUCHDOWNS			
1.	Mason Fine (2017)	31	
	Austin Aune (2022)	31	
CAREER PASSING TOUCHDOWNS			
1.	Mason Fine (2016-19)	93	
2.	Steve Ramsey (1967-69)	69	
3.	Mitch Maher (1991-94)	67	
4.	Austin Aune (2019-Present)	54	
SEASON TOUCHDOWN RESPONSIBILITY			
Name	R	P	Tot
1. Mitch Maher (1994)	7	26	33
2. Austin Aune (2022)	1	31	32
3. Mason Fine (2017)	1	31	32

MLB DRAFT PICK

- UNT QB **Austin Aune** was a second round MLB Draft pick in the 2012 draft by the New York Yankees. He played six years in the Yankees' farm system and reached High-A with the Tampa Yankees.
- He played in 387 minor league games and hit .226 with 20 home runs and 144 runs batted in.
- The 29-year-old (born Sept. 6, 1993) and his wife Kristin welcomed their first child in February 2022. He is the oldest non-specialist in FBS and the eighth-oldest player overall. He is also believed to be the oldest FBS Division I QB to start a game in the modern era.

2022 HONORS

OSCAR ADAWAY III, RB

Comeback Player of the Year Watch List

AYO ADEYI, RB

CSC Academic All-District

ASHER ALBERDING, TE

CSC Academic All-District

AUSTIN AUNE, QB

Burlsworth Trophy Nominee
 CUSA Offensive Player of the Week (8/29/22)
 HM Tyler Rose Player of the Week (9/13, 10/31, 11/7)
 Manning Award Star of the Week (11/7/22)

GABE BLAIR, OL

Fourth team Preseason All-CUSA (Athlon)

MIKE BLOESCH, OC

Broyles Award Nominee

COLE BROWN, OL

Third team Preseason All-CUSA (Phil Steele)
 CSC Academic All-District

RODERICK BROWN, DL

C-USA Preseason Watch List
 Second team Preseason All-CUSA (Phil Steele)
 Third team Preseason All-CUSA (Athlon)

RODERIC BURNS, WR/PR

Biletnikoff Award Watch List
 Earl Campbell Tyler Rose Watch List
 C-USA Preseason Watch List
 4th team Preseason All-CUSA (Athlon, Phil Steele)
 PFF Offensive Team of the Week (10/24/22)

JOHN DAVIS, DB

First team Preseason All-CUSA (Phil Steele)

KD DAVIS, LB

Rotary Lombardi Award Watch List
 Bednarik Award Watch List
 Nagurski Trophy Watch List
 Butkus Award Watch List
 Fourth team Preseason All-American (Phil Steele)
 C-USA Preseason Watch List
 Best Linebacker in Texas (DCTF)
 First team Preseason All-CUSA (Athlon, Phil Steele, Lindy's)
 First team All-Texas College (DCTF)
 Shrine Bowl 1000
 C-USA Defensive Player of the Week (10/17/22)
 PFF National Team of the Week (10/28/22)

JETT DUNCAN, OL

CSC Academic All-District

SEAN-THOMAS FAULKNER, DB

C-USA All-Academic Team
 Wueffrel Trophy Nominee
 CSC Academic All-District

2022 HONORS

DESHAWN GADDIE, DB

Second team Preseason All-CUSA (Athlon)
PFF National Team of the Week (8/31/22)

ENOCH JACKSON, DL

Fourth team Preseason All-CUSA (Athlon)

ISAAH JOHNSON, RB

Fourth team Preseason All-CUSA (Phil Steele)

CARSON KROPP, LB

CSC Academic All-District

KAYLON HORTON, KR

C-USA Special Teams Player of the Week (9/19)

ETHAN MOONEY, K

Lou Groza Award Semifinalist
C-USA Preseason Watch List
First team All-Texas College (DCTF)

MANASE MOSE, OL

Outland Trophy Watch List
C-USA Preseason Watch List
First team Preseason All-CUSA (Athlon, Phil Steele, Lindy's)
Second team All-Texas College (DCTF)
Polynesian Player of the Year Watch List
PFF National Team of the Week (8/31/22)

LARRY NIXON, LB

Third team Preseason All-CUSA (Phil Steele)

IKAIKA RAGSDALE, RB

Earl Campbell Tyler Rose Watch List
Third team Preseason All-CUSA (Athlon)

JAKE ROBERTS, TE

PFF National Team of the Week (8/31/22)
CSC Academic All-District

BERNARDO RODRIGUEZ, P

Ray Guy Watch List

JYAIRE SHORTER, WR

Comeback Player of the Year Semi-Finalist
PFF National Team of the Week (9/24/22)

RIDGE TEXADA, DB

C-USA Defensive Player of the Week (10/3/22)

LOGAN WILSON, DB

C-USA Defensive Player of the Week (10/31/22)

MAGIC NUMBER

- Under seventh-year head coach Seth Littrell, North Texas is 28-0 when it scores 40 or more points, including three times in 2021 and five times in 2022.
- In the 13 years prior to Littrell's arrival, the Mean Green had only scored 40 or more points 16 times total.

BIG PLAY THREATS

- Junior WR **Jyaire Shorter** and redshirt freshman WR **Ja'Mori Maclin** have both been big play threats for UNT this season.
- Per PFF, the Mean Green have the top two players in all of FBS in yards per reception. Shorter is first in the country with 27.4 yards per catch while Maclin is second with 25.1 yards per catch.
- After scoring again in the win over Rice, eight of the last 10 passes Shorter has caught have been touchdowns. The junior has 20 catches in 2022 and 17 of them have gone for either a touchdown or first down.
- In his career, 46 of Shorter's 55 receptions have gone for either a first down or a touchdown. Nearly one-third (32.7 percent) of Shorter's career receptions have been touchdowns as he leads UNT and is tied for third in C-USA this season with nine (14th, FBS).

TEXADA ISLAND

- Sophomore DB **Ridge Texada** has established himself as one of the top defensive backs in the country as he comes in to the contest fifth in FBS with 18 passes defended (INTs + PBUs) this season.
- Texada needs to defend just two more passes to break Kemon Hall's program record of 19 set in 2018. His current number of 18 is already the second-most in a season in program history while his career total of 20 is tied for eighth in program history just two seasons into his career.
- After pulling down another interception against UTSA, Texada ranks 29th in the country and second in C-USA with three interceptions this season. He is the first UNT player to record at least three interceptions since 2018 when Nate Brooks (6), Kemon Hall (5) and Khairi Muhammad (4) all had at least three.

MOON MAN

- Senior kicker **Ethan Mooney**, a semifinalist for the Lou Groza Award, currently ranks third in C-USA and tied for 43rd in FBS with 15 made field goals this season.
- With his first extra point in the win over Rice, Mooney became the program's all-time scoring leader, passing Trevor Moore (2014-17). Mooney now has 316 points in his collegiate career, tied for the 12th-most in C-USA history.
- The Fort Worth native has made 49 field goals in his career, tied with Keith Chapman (1985-89) for second place all-time. Mooney converted his second career game-winning field goal with a 27-yarder to knock off UTEP in 2021.
- Prior to having an extra point blocked against WKU, Mooney had made 134 straight PATs dating back to Oct. 12, 2019 at Southern Miss when he also had a kick blocked. He has missed just two PATs in his career, both of which were blocked. He's 163-for-165 in his career.
- His 134 consecutive made PAT's is the second longest streak in North Texas history behind only Trevor Moore (154 straight, 2014-17). After connecting on seven extra points against WKU, Mooney is the program's all-time leader in career XPs (163).

MOST POINTS, C-USA HISTORY (KICKERS)

RK.	PTS	PLAYER	TEAM	YEARS (FG, PAT)
1.	462	Jonathan Barnes	LA Tech	2014-17 (81 FG, 219 PAT)
--				
5.	336	Greg Joseph	Florida Atlantic	2013-17 (57 FG, 165 PAT)
6.	333	Seth Marler	Tulane	1999-02 (66 FG, 135 PAT)
7.	322	Ty Long	UAB	2011-14 (59 FG, 149 PAT)
8.	316	Ethan Mooney	North Texas	2018-Present (49 FG, 169 PAT)

FIELD GOAL PERCENTAGE

CAREER LEADERS		MINIMUM 25 ATTEMPTED			
PLAYER	SEASONS	FGM	FGA	PCT	
1. Trevor Moore	2014-17	53	66	.803	
2. Ethan Mooney	2018-current	49	63	.778	

SIX BOWL GAMES IN SEVEN YEARS

- After reaching the six-win total with a victory over FIU, North Texas head coach Seth Littrell has led the Mean Green to six bowl game appearances in his seven years in Denton.
- The 2022 bowl game will be the 15th bowl appearance in the program's 106-year history.
- The current streak is the only time in program history they've reached six bowl games over a seven-year period. UNT went to four straight bowl games from 2001-04 to end a drought that started in 1960.

HORTON HEARS A WHO

- Junior WR **Kaylon Horton** returned a kick for a touchdown in the contest against UNLV to become the first UNT player to return a kick for a touchdown since Deion Hair-Griffin in 2019 against Abilene Christian.
- Horton recorded a 28-yard receiving touchdown against WKU to give him seven touchdowns in his career with two kick return TDs, two rushing, one punt return and two receiving TD.
- Horton, a transfer from Tarleton State, is one of eight active FBS players with 3+ KR/PR touchdowns. He currently ranks 15th in the FBS in combined kick return yards and is the only player in C-USA with a kick return touchdown this season.

FOUR-HEADED MONSTER

- The Mean Green backfield in 2022 features four players who have all experienced success in their collegiate careers with the Mean Green. All four players have started a game at RB for the Mean Green this season.
- The four-headed monster consisting of **Ikaika Ragsdale**, **Oscar Adaway**, **Ayo Adeyi** and **Isaiah Johnson** 13 career 100-yard games including a 100-yard performances from Ragsdale in the season finale against Rice.
- The quartet dominated the running game against LA Tech, setting a new program record with 475 yards rushing. It is the second-most by any FBS team this year behind only Air Force's 582 vs. Northern Iowa (9/3).
- The Mean Green feature three top-12 rushers in CUSA: Adeyi (9th, 690 yards), Adaway (11th, 583 yards) and Ragsdale (12th, 553 yards).
- Adeyi leads C-USA in yards per carry (8.02) and had a 92-yard touchdown run against LA Tech, tied for the second-longest rushing play in FBS this season. He needs just five yards to reach the top-30 on UNT career rushing list (Tommy Runnels 1952-55, 1,191 yards).
- Since 2001, UNT has produced 24 300-yard rushing games. After reaching the milestone three times this season, 11 of those 24 contests has come under head coach Seth Littrell.

STACKED TIGHT END ROOM

- UNT has two of the top tight ends in Conference USA in sophomore **Jake Roberts** and redshirt freshman **Var'Keyes Gumms**.
- Roberts has started all 12 games for UNT and sits fifth on the team with 342 yards on 23 catches. He is one of seven UNT players to catch multiple touchdown passes this season
- Gumms, meanwhile, has caught 31 passes for 438 yards and five touchdowns. His five TDs are tied for the 12th-most by any TE in DI and are tied for the second-most in program history among TEs. Additionally, Gumms' 438 yards are the most by any TE in a single season in program history.
- Both Roberts and Gumms rank inside the top-15 among FBS tight ends in yards per reception. Roberts is eighth with 15.0 yards/reception while Gumms is tied for 14th at 14.2.

FEWEST # OF SENIOR STARTERS IN FBS

1.	Texas A&M	3
	Wyoming	3
3.	UNT	4
	California	4
	Navy	4
	Temple	4
	LA Tech	4

UNT SINGLE-SEASON TOUCHDOWNS, TIGHT ENDS

	Name	Year	Rec.	Yards	TD
1.	Marcus Smith	2014	15	238	6
2.	Andy Blount	2004	30	427	5
	Andy Blount	2003	20	369	5
	Jason Pirtle	2019	17	263	5
	Var'keyes Gumms	2022	31	438	5

BURNS BABY BURNS

- Junior WR **Roderic Burns** led the Mean Green in receiving in 2021, and is pacing the UNT wide outs again this season.
- The Houston native leads the team with 36 receptions for 644 yards and a long of 70 yards.
- Burns has 108 receptions for 1,784 yards and five touchdowns in his career. He became the 20th player in program history to reach 100 career receptions with six catches against UTSA.
- Burns has recorded at least one reception in 27 of the last 28 games he has appeared in.

UNT UNIFORM TRACKER

In partnership with Nike, the UNT football program will unveil a large number of uniform combinations throughout the 2022 season. A full list of each uniform is below.

Date	Opponent	Helmet	Jersey	Pants	Date	Opponent	Helmet	Jersey	Pants
8/31	at UTEP	White	White	White	10/29	at WKU	White	White	Green
9/3	SMU	Green	Green	White	11/5	FIU	Fry	Fry	Fry
9/10	TX Southern	White	Green	Green	11/12	at UAB	White	White	White
9/17	at UNLV	Green	White	Green	11/26	Rice	Black	Black	Black
9/24	at Memphis	Green	White	White	12/2	CUSA			
10/1	FAU	Black	Green	Black					
10/15	LA Tech	Black	Black	White					
10/22	at UTSA	Black	White	White					

RECORD BREAKDOWN

Current Streak	W1
Current Home Streak	W5
Current Away Streak	L1
Last Win	21-17, vs. Rice (11/26/22)
Last Home Win	21-17, vs. Rice (11/26/22)
Last Away Win	40-13, at WKU (10/29/22)
Last Loss	31-27, at UAB (11/12/22)
Last Home Loss	48-10, vs. SMU (9/3/22)
Last Away Loss	31-27, at UAB (11/12/22)

LITTRELL BY THE NUMBERS

	2022	Under Littrell
Home	5-1	28-14
Road	2-4	16-24
Neutral	0-0	0-5
Day Games	5-4	21-25
Night Games	2-1	23-18
vs. AP Ranked Opponents	0-0	1-1
August	1-0	2-0
September	1-3	13-15
October	3-1	13-12
November	2-1	15-9
December	0-0	1-7
January	0-0	0-0
Score < 20 Points	0-1	0-16
Score 20+ Points	7-4	41-27
Score 30+ Points	6-1	35-10
Score 40+ Points	5-0	28-0
Opponent Scores < 20 Points	4-0	18-0
Opponent Scores 20+ Points	3-5	26-42
Opponent Scores 30+ Points	0-5	10-36
Opponent Scores 40+ Points	0-4	3-24
Leading at the Half	6-2	33-7
Trailing at the Half	0-3	9-36
Tied at the Half	1-0	2-0
Leading After 3 Quarters	6-1	39-4
Trailing After 3 Quarters	0-4	3-38
Tied After 3 Quarters	1-0	1-0
Scoring First	6-2	29-14
Opponent Scores First	1-3	15-29
Running More Plays Than Opponent	1-2	21-22
Opponent Runs More Plays	6-3	20-20
Same Number of Plays	0-0	3-1
Committing More Turnovers	2-3	10-29
Winning Turnover Margin	2-1	21-4
Turnovers Are Even	3-1	12-10
Committing At Least Two Turnovers	2-3	13-29
Winning Time of Possession	3-1	22-13
Opponent Wins Time of Possession	4-4	20-30
Running 70 or More Offensive Plays	4-2	30-29
Running Less Than 70 Offensive Plays	3-3	14-15
Rushing For 150 Yards or More	7-2	36-13
Rushing For Less Than 150 Yards	0-3	8-30
Rushing For 200 Yards or More	4-0	21-6
Passing For 200 Yards or More	5-4	35-32
Passing For Less Than 200 Yards	2-1	10-11
Passing % Is Over 55%	5-1	29-25
Passing % Is Less Than 55%	2-4	15-17
Third Down Conversions is Over 40%	6-2	32-13
Third Down Conversion is Less Than 40%	1-3	10-26
Third Down Conversion is 40%	0-0	3-4
Gaining More Total Yards Than Opponent	5-2	36-14

THE LAST TIME NORTH TEXAS...

SCORING

Scored 30 or more points	52 vs. FIU (11/5/22)
Scored 40 or more points	52 vs. FIU (11/5/22)
Scored 50 or more points	52 vs. FIU (11/5/22)
Scored 60 or more points	77 vs. Nicholls State (9/20/14)

TOTAL OFFENSE

Had more than 400 total yards	623 vs. FIU (11/5/22)
Had more than 450 total yard	623 vs. FIU (11/5/22)
Had more than 500 total yards	623 vs. FIU (11/5/22)
Had more than 600 total yards	623 vs. FIU (11/5/22)
Had more than 700 total yards	768 at Middle Tennessee (10/17/20)

RUSHING OFFENSE

Rushed for 150 or more yards	159 vs. Rice (11/26/22)
Rushed for 200 or more yards	209 vs. FIU (11/5/22)
Rushed for 250 or more yards	475 vs. LA Tech (10/15/22)
Rushed for 300 or more yards	475 vs. LA Tech (10/15/22)
Rushed for 400 or more yards	475 vs. LA Tech (10/15/22)
Rushed for 450 or more yards	475 vs. LA Tech (10/15/22)

PASSING OFFENSE

Passed for 250 or more yards	414 vs. FIU (11/5/22)
Passed for 300 or more yards	414 vs. FIU (11/5/22)
Passed for 350 or more yards	414 vs. FIU (11/5/22)
Passed for 400 or more yards	414 vs. FIU (11/5/22)
Passed for 500 or more yards	601 at SMU (9/8/07)

SCORING DEFENSE

Allowed 0 points	0 vs. Troy (10/30/03)
Allowed 3 or fewer points	3 vs. UTSA (9/21/19)
Allowed 7 or fewer points	7 at FIU (11/20/21)
Allowed 10 or fewer points	3 vs. UTSA (9/21/19)
Allowed 20 or fewer points	17 vs. Rice (11/26/22)

TOTAL DEFENSE

Allowed fewer than 75 total yards	49 vs. Lamar (11/5/83)
Allowed fewer than 100 total yards	95 vs. Abilene Christian (9/5/92)
Allowed fewer than 150 total yards	147 vs. FIU (11/22/14)
Allowed fewer than 200 total yards	147 vs. FIU (11/22/14)
Allowed fewer than 250 total yards	245 at FIU (11/20/21)
Allowed fewer than 300 total yards	258 vs. FIU (11/5/22)

RUSHING DEFENSE

Allowed 0 or fewer rushing yards	-6 vs. Abilene Christian (9/5/92)
Allowed 20 or fewer rushing yards	4 vs. SMU (9/1/18)
Allowed 40 or fewer rushing yards	4 vs. SMU (9/1/18)
Allowed 60 or fewer rushing yards	58 at FIU (11/20/21)
Allowed 80 or fewer rushing yards	80 vs. LA Tech (10/15/22)
Allowed 100 or fewer rushing yards	80 vs. LA Tech (10/15/22)

PASSING DEFENSE

Allowed 10 or fewer passing yards	7 vs. Abilene Christian (9/1/94)
Allowed 30 or fewer passing yards	27 vs. Army (11/18/17)
Allowed 50 or fewer passing yards	27 vs. Army (11/18/17)
Allowed 100 or fewer passing yards	79 at LA Tech (9/25/21)
Allowed 150 or fewer passing yards	141 at Memphis (9/24/22)
Allowed 200 or fewer passing yards	145 vs. FIU (11/5/22)

MISCELLANEOUS TEAM

UNT wins when holding opponents to 10 or less	42 consecutive, last loss at Marshall 7-0 (11/25/88)
Last shutout win	21-0 vs. Troy (10/30/03)

2022 GAME CAPTAINS

UNT head coach **Seth Littrell** announced senior LB **KD Davis** and senior OL **Manase Mose** had been elected the team's captains for the 2022 season.

Additionally, the team votes on game captains each week. Below is a record of those student-athletes:

UTEP	Roderic Burns	Kevin Wood
SMU	Jake Roberts	Deshawn Gaddie
TSU	Larry Nixon	Oscar Adaway
UNLV	Cole Brown	Sean-Thomas Faulkner
Memphis	Jyaire Shorter	Quinn Whitlock
FAU	Damon Ward	Ethan Mooney
LA Tech	Austin Aune	Ridge Texada
UTSA	Ayo Adeyi	Mazin Richards
WKU	Roderic Burns	Kortlin Rausaw
FIU	Austin Aune	Logan Wilson
UAB	Austin Aune	Quinn Whitlock
Rice	Jett Duncan	Sean-Thomas Faulkner
CUSA		
Bowl		



collegepressbox is the official media website for Division I football. Access and download game notes, quotes, statistics, media guides, headshots, logos and more for all FBS schools, conferences, postseason games, awards and the College Football Playoff. For access, please register for an account at collegepressbox.com/register.

UNT QUICK FACTS

LOCATION	Denton, Texas
FOUNDED	1890
PRESIDENT	Dr. Neal Smatresk
ENROLLMENT	44,532
ATHLETIC DIRECTOR	Wren Baker
NICKNAME	Mean Green
COLORS	Green and White
HOME FIELD	Apogee Stadium
CAPACITY	30,850
SURFACE	Artificial
FIRST YEAR OF FOOTBALL	1913
YEARS OF FOOTBALL	106
CONFERENCE	C-USA
HEAD COACH	Seth Littrell
OVERALL RECORD	44-43 (7th Season)
RECORD AT UNT	Same
PRIMARY OFFENSE	Spread
PRIMARY DEFENSE	Multiple

UNT TEAM RECORD

OVERALL	537-533-33
HOME	292-161-12
AWAY	242-361-21
NEUTRAL	3-11
SINCE DIV 1-A (1995)	128-207
APOGEE STADIUM RECORD	46-25

VS. FBS CONFERENCE

THE AMERICAN	2-9
ACC	0-3
BIG EAST	0-1
BIG 12	7-58
BIG TEN	1-3
C-USA	74-88-1
INDEPENDENT	5-5
MAC	3-7
MOUNTAIN WEST	7-17
PAC 12	2-7
SEC	4-37
SUN BELT	41-47
WAC	34-75-2

CURRENT TEAM STREAKS

WINS	1
HOME WINS	5
AWAY WINS	0
C-USA WINS	1
C-USA LOSSES	0
LOSSES	0
HOME LOSSES	0
AWAY LOSSES	1
NON-CONFERENCE WINS	0
NON-CONFERENCE LOSSES	2

THE LAST TIME A NORTH TEXAS PLAYER...

INDIVIDUAL RUSHING

Had a player rush for 100 more yards.....	122, Ikaika Ragsdale vs. Rice (11/26/22)
Had 2+ rush for 100+ yards.....	122, Adeyi; 113, Adaway vs. LA Tech (10/15/22)
Had 3+ rush for 100+ yards.....	169, Bean; 143 Torrey; 101 Siggers at MTSU (10/17/20)
Had a player rush for 150+.....	179, DeAndre Torrey vs. Marshall (10/15/21)
Had a player rush for 200+.....	245, DeAndre Torrey vs. Northwestern St. (9/4/21)
Had a player rush for 250+.....	251, Brandin Byrd at Tulsa (11/30/13)
Had a player rush for 300+.....	313, Lance Dunbar vs. MTSU (12/3/11)
Had a player rush for 2+ TDs.....	2, Oscar Adaway vs. Texas Southern (9/10/22)
Had a player rush for 3+ TDs.....	3, DeAndre Torrey vs. No. 15 UTSA (11/27/21)
Had a player rush for 4+ TDs.....	4, Lance Dunbar vs. MTSU (12/3/11)
Had a player rush for 5+ TDs.....	Never

INDIVIDUAL PASSING

Had a player pass for 200+.....	203, Austin Aune vs. Rice (11/26/22)
Had a player pass for 250+.....	414, Austin Aune vs. WKU (11/5/22)
Had a player pass for 300+.....	414, Austin Aune vs. WKU (11/5/22)
Had a player pass for 400+.....	414, Austin Aune vs. WKU (11/5/22)
Had a player pass for 500+.....	601, Daniel Meager at SMU (9/8/07)
Had a player pass for 2+ TDs.....	5, Austin Aune vs. FIU (11/5/22)
Had a player pass for 3+ TDs.....	5, Austin Aune vs. FIU (11/5/22)
Had a player pass for 4+ TDs.....	5, Austin Aune vs. FIU (11/5/22)
Had a player pass for 5+ TDs.....	5, Austin Aune vs. FIU (11/5/22)
Had a player pass for 6+ TDs.....	7, Mason Fine vs. UTEP (11/2/19)
Had a player pass for 7+ TDs.....	7, Mason Fine vs. UTEP (11/2/19)
Had a player pass for 8+ TDs.....	8, Giovanni Vizza vs. Navy (11/10/07)

INDIVIDUAL RECEIVING

Had a player with 10+ receptions.....	12, Roderic Burns at SMU (9/11/21)
Had a player with 11+ receptions.....	12, Roderic Burns at SMU (9/11/21)
Had a player with 12+ receptions.....	12, Roderic Burns at SMU (9/11/21)
Had a player with 15+ receptions.....	15, Carlos Harris vs USM (10/18/14)
Had a player with 100+ receiving yards.....	101, Damon Ward at WKU (10/29/22)
Had a player with consecutive 100+ rec. yards.....	Roderic Burns, 2 games (9/4-11/2021)**
Had a player with 3 consecutive 100+ rec. yards.....	Jaelon Darden, 3 games (11/28-12/11/20)
Had 2 players 100+ receiving yards.....	173 Darden; 104 Simpson at UTEP (12/11/20)
Had a player with 150+ receiving yards.....	173, Jaelon Darden at UTEP (12/11/20)
Had a player with 200+ receiving yards.....	204, Jaelon Darden at MTSU (10/17/20)
Had a player with 250+ receiving yards.....	327, Casey Fitzgerald at SMU (9/8/07)
Had a player with 300+ receiving yards.....	327, Casey Fitzgerald at SMU (9/8/07)
Had a player with 2+ receiving TDs.....	2, Jyaire Shorter vs. FIU (11/5/22)
Had a player with 3+ receiving TDs.....	3, Jyaire Shorter vs. FAU (10/1/22)
Had a player with 4+ receiving TDs.....	4, Jaelon Darden at UTEP (12/11/20)
Had a player with 5+ receiving TDs.....	5, Casey Fitzgerald vs. Navy 11/10/07)

MISC.

Returned a kickoff for a TD.....	99 yards by Kaylon Horton at UNLV (9/17/22)
Returned a punt for a TD.....	90 yards by Keegan Brewer at Arkansas (9/15/18)
Returned an INT for a TD.....	58 yards by Ridge Texada vs. FAU (10/1/22)
Returned a fumble for a TD.....	37 yds by Gr. Murphy and 53 yd by KD Davis at USM (11/6/21)
Returned two fumbles for a TD.....	37 yds by Gr. Murphy and 53 yd by KD Davis at USM (11/6/21)
Recorded two defensive TDs.....	37 yds by Gr. Murphy and 53 yd by KD Davis at USM (11/6/21)
Blocked a punt.....	Dion Novil at LA Tech (9/25/21)
Blocked 2+ punts.....	vs. Old Dominion (10/28/17)
Blocked a FG.....	DeShawn Gaddie at MTSU (10/17/20)
Blocked a PAT.....	Dion Novil vs. UAB (9/18/21)
Returned a blocked punt for a TD.....	20 yards, Dominique Harrison vs. MTSU (10/19/19)
Returned a blocked FG for a TD.....	66 yards, Phillip Littlejohn vs. Idaho (10/4/97)
Recorded a safety.....	Team safety vs. Southern Miss (11/19/16)

THE LAST TIME A NORTH TEXAS OPPONENT...

RUSHING OFFENSE

Rushed for 150+ yards	186, Rice (11/26/22)
Rushed for 200+ yards	271, UAB (11/12/22)
Rushed for 250+ yards	271, UAB (11/12/22)
Rushed for 300+ yards	365, UNLV (9/17/22)
Rushed for 400+ yards	500, App St. (12/21/20)
Rushed for 500+ yards	500, App St. (12/21/20)

PASSING OFFENSE

Passed for 300+ yards	320, WKU (10/29/22)
Passed for 400+ yards	424, LA Tech (10/15/22)
Passed for 500+ yards	563, Houston (9/10/11)

TOTAL OFFENSE

Had 400+ yards of total offense.....	415, Rice (11/26/22)
Had 450+ yards of total offense.....	498, UAB (11/12/22)
Had 500+ yards of total offense.....	504, LA Tech (10/15/22)
Had 600+ yards of total offense.....	636, App St. (12/21/20)

INDIVIDUAL RUSHING

Had a player rush for 100+ yards	150, Jermaine Brown & 120, DeWayne McBride, UAB (11/12/22)
Had 2 players rush for 100+ yards	150, Jermaine Brown & 120, DeWayne McBride, UAB (11/12/22)
Had a player rush for 150+ yards	150, Jermaine Brown, UAB (11/12/22)
Had a player rush for 200+ yards	227, Aidan Robbins, UNLV (9/17/22)
Had a player rush for 300+ yards	319, Camerun Peoples, App St. (12/21/20)
Had a player rush for 2+ TDs	3, DeWayne McBride, UAB (11/12/22)
Had a player rush for 3+ TDs	3, DeWayne McBride, UAB (11/12/22)
Had a player rush for 4+ TDs	5, Camerun Peoples, App St. (12/21/20)
Had a player rush for 5+ TDs	5, Camerun Peoples, App St. (12/21/20)

INDIVIDUAL RECEIVING

Had a player receive 100+ yards.....	156, Smoke Harris, LA Tech (10/15/22)
Had a player receive 200+ yards.....	208, Kalib Woods, FAU (12/2/17)
Had 2 players receive 100+ yards.....	166, Rashee Rice; 103, Jordan Kerley, SMU (9/3/22)
Had a player receive 3+ TDs.....	4, Cortland Sutton, SMU (9/9/17)
Had a player receive 4+ TDs.....	4, Cortland Sutton, SMU (9/9/17)

SCORING

Scored 30+ points	41, UAB (11/12/22)
Scored 40+ points	41, UAB (11/12/22)
Scored 50+ points	58, UNLV (9/17/22)
Scored 60+ points	65, SMU (9/19/20)

MISC.

Returned a kickoff for a TD.....	100 yards by Duron Lowe, UTEP (11/2/19)
Returned a punt for a TD.....	72 yards by Demario Douglas, Liberty (10/23/21)
Returned a kickoff & punt for a TD same game.....	Houston (9/28/19)
Returned an INT for a TD	4 yards by Adrian Cole, FIU (11/5/22)
Returned 2 INT for a TD	Jaylon Allen and Xavier Cullens, Memphis (9/24/22)
Returned a fumble for a TD	20 yards by Gregory Grate, Middle Tennessee (10/17/20)
Returned a blocked punt for a TD	0 yards by Brandon Moss, UTEP (11/26/16)
Blocked a punt.....	Avery Morris, UTSA (10/22/22)
Blocked a XP	JaQués Evans, WKU (10/29/22)
Blocked a FG.....	Keny Seymour Jr., Rice (11/26/22)
Returned a blocked FG for a TD	62 yards by Derrick Strozier, Tulane (10/5/13)
Recorded a safety	TEAM, UNLV (9/17/22)

NORTH TEXAS IN OT (3-2)

Oct. 30, 2021	UNT 30, Rice 24 (OT)
Dec. 27, 2016	Army 38, North Texas 31 (OT)
Sept. 24, 2016	North Texas 42, Rice 35 (2OT)
Sept. 12, 2009	Ohio 31, North Texas 30 (2OT)
Oct. 7, 2006	North Texas 25, FIU 22 (7OT)

DEPTH CHART VS. UTSA

OFFENSE

WR	8 DAMON WARD, JR. (6-0, 198, SO.) OR
	5 TOMMY BUSH (6-5, 204, JR.)
	80 Zhighlil McMillan (6-1, 198, R-Fr.)
LT	77 KACI MOREKA (6-5, 283, JR.)
	68 Daxton Byers (6-5, 307, So.)
LG	65 GABE BLAIR (6-3, 303, SO.)
	71 Leke Asenuga (6-2, 301, R.Fr.)
C	72 MANASE MOSE (6-1, 292, SR.)
	52 Dane Jackson (6-0, 288, R-Fr.)
RG	54 FEBECHI NWAIWU (6-3, 326, R-FR.)
	74 Nick Gallo (6-3, 295, So.)
RT	64 JETT DUNCAN (6-2, 281, SO.)
	79 Howard Sampson (6-8, 343, Fr.)
WR	14 RODERIC BURNS (5-9, 200, JR.)
	15 Jordan Smart (5-10, 180, So.)
WR	16 JYAIRES SHORTER (6-2, 218, JR.) OR
	9 JA'MORI MACLIN (5-11, 185, R-FR.)
TE	87 JAKE ROBERTS (6-5, 250, SO.)
	89 Asher Alberding (6-3, 259, So.)
HB	30 VAR'KEYES GUMMS (6-3, 230, R-FR.)
	84 Christian Lee (6-3, 214, So.)
QB	2 AUSTIN AUNE (6-2, 221, JR.)
	17 Grant Gunnell (6-6, 228, So.)
RB	6 IKAIKA RAGSDALE (6-0, 216, SO.) OR
	39 AYO ADEYI (5-7, 197, SO.) OR
	23 ISAIAH JOHNSON (6-0, 216, SO.)

DEFENSE

DE	45 KADREN JOHNSON (6-4, 265, JR.) OR
	5 TOM TRIEB (6-3, 275, SO.)
	99 Cam Robertson (6-4, 238, Fr.)
NG	10 RODERICK BROWN (6-0, 275, SO.)
	95 Kortlin Rausaw (6-4, 264, R-Fr.)
DT	9 ENOCH JACKSON (6-0, 288, SO.) OR
	51 FATAFEHI VAILEA (6-2, 293, R-FR.)
	90 Kaghren Roach (6-5, 270, So.)
DEVIL	44 MAZIN RICHARDS (6-3, 245, JR.) OR
	42 SIFA LEOTA (6-2, 235, R-FR.)
MLB	1 KD DAVIS (6-0, 229, SR.)
	19 Jordan Brown (6-1, 220, So.)
WLB	3 LARRY NIXON III (6-2, 236, JR.) OR
	21 KEVIN WOOD (6-0, 219, JR.)
EAGLE	7 QUINN WHITLOCK (6-0, 194, SR.)
	36 Jaylen Smith (6-0, 190, So.)
CB	26 RIDGE TEXADA (5-8, 181, SO.)
	6 Loronzo Thompson (6-0, 170, So.)
S	13 LOGAN WILSON (5-10, 167, SO.) OR
	22 KEELAN CROSBY (6-1, 194, JR.)
	4 Dillion Williams (5-11, 185, So.)
S	25 SEAN-THOMAS FAULKNER (5-11, 190, SR.)
	27 Harold West (6-2, 187, So.)
CB	2 DESHAWN GADDIE (6-1, 188, JR.)
	24 Zahodri Jackson (5-10, 185, Sr.)

SPECIAL TEAMS

K	0 ETHAN MOONEY (6-0, 200, SR.)
	47 Chris Cayton (6-0, 180, Fr.)
P	32 BERNARDO RODRIGUEZ (5-10, 189, SR.)
	41 Sawyer Evans (6-3, 189, Jr.)
KR	41 KAYLON HORTON (5-10, 175, JR.)
	15 Jordan Smart (5-10, 180, So.)
PR	14 RODERIC BURNS (5-9, 200, JR.)
	41 Kaylon Horton (5-10, 175, Jr.)
LS	50 JP HADLEY (6-3, 258, JR.) OR
	49 COLLIN BROWN (5-11, 230, SO.)
H	32 BERNARDO RODRIGUEZ (5-10, 189, SR.)

CAREER STARTS

60	Manase Mose
45	KD Davis
40	Sean-Thomas Faulkner*
31	Cole Brown, DeShawn Gaddie, Mazin Richards*
26	Larry Nixon III
25	Jyaires Shorter
24	Austin Aune, Quinn Whitlock
23	Gabe Blair, Roderic Burns
22	Daizion Carroll
21	John Davis
20	Jake Roberts
16	Kaci Moreka*, Kevin Wood
15	Damon Ward
14	Ridge Texada*
13	Roderick Brown, Jett Duncan
12	Zahodri Jackson*, Jordan Smart*
11	Febechi Nwaiwu
9	Keelan Crosby, Fatafehi Vailea
8	Stone Earle*, Logan Wilson
7	Asher Alberding, Grant Gunnell*, Kadren Johnson
6	Kaylon Horton*, Ikaika Ragsdale,
5	Var'Keyes Gumms, Jace Ruder, Tom Trieb
4	Oscar Adaway III, Tommy Bush, Loronzo Thompson
3	Ayo Adeyi, Detraevon Brown
2	JD Head*, Enoch Jackson, Isaiah Johnson, Ta'Shoy Johnson
1	Jordan Brown, Sifa Leota, Ja'Mori Maclin, Zhighlil McMillan, Johnathan Pickett

CONSECUTIVE STARTS

60	Manase Mose
33	KD Davis
31	Cole Brown
25	Deshawn Gaddie
23	Daizion Carroll
23	Gabe Blair
21	Austin Aune

CAREER GAMES PLAYED

60	Manase Mose
59	KD Davis
57	Ethan Mooney
51	Sean-Thomas Faulkner*
45	DeShawn Gaddie, Zahodri Jackson*
44	Larry Nixon III
43	Cole Brown
41	Keelan Crosby
40	Kevin Wood
39	Bernardo Rodriguez*
38	Kaylon Horton*
37	Daizion Carroll
36	Roderic Burns
35	Austin Aune, John Davis Jr., Jake Roberts
34	Asher Alberding, Kaci Moreka*
33	Jordan Brown, Jett Duncan, Mazin Richards*
32	Ridge Texada*, Loronzo Thompson
31	Carson Kropp
30	Khatib Lyles, Jyaires Shorter
29	Quinn Whitlock
27	Kadren Johnson*
25	Gabe Blair, Enoch Jackson*, Isaiah Johnson, Ikaika Ragsdale, Jaylen Smith, Damon Ward
23	Roderick Brown
21	Christian Lee
20	Ayo Adeyi, Alphie Guillory, Kortlin Rausaw, Jordan Smart*, Harold West
19	Oscar Adaway III, Dorian Morris
18	Leke Asenuga*
17	Nick Nakwaasah*
16	Jacob Daulong*, Logan Wilson*
15	Grady Brewer, Tommy Bush*, Ja'Mori Maclin*, Febechi Nwaiwu, Dillion Williams
14	Stone Earle*, Var'Keyes Gumms, Grant Gunnell*, Ta'Shoy Johnson, Jace Ruder
13	Datraevon Brown, Daxton Byers, Michael Davis*, Sifa Leota, Zhighlil McMillan
12	JP Hadley, Kaghren Roach, Cam Robertson, Fatafehi Vailea
10	Bryce Drummond, Xzavior Kautai, Tom Trieb
7	Sawyer Evans*, Nick Gallo*
6	JD Head*, BK Jackson, Johnathan Pickett
5	Dane Jackson, Robert Johnson, Bryce Linder
4	Sele Selefuti, Patrick Smith
3	Qalon Farrar
2	Howard Sampson, Ethan Wesloski, Chris Wright
1	Chris Cayton, Samora Ezekiel, Evan Greene, Preston Landis, Isaiah Villanueva

PRONUNCIATION GUIDE

Oscar ADAWAY III	ADD-away	SIFA LEOTA	SEE-fuh lee-OH-tuh
AYO ADEYI	EYE-OH uh-DAY-ee	KHATIB Lyles	huh-TEEB
LEKE ASENUGA	LAY-kay OSH-uh-NEW-guh	ZHIGHLIL McMillan	ZYE-lil
Austin AUNE	AW-knee	KACI MOREKA	kay-SEE mor-EE-cuh
DETRAVEON Brown	duh-tray-VEE-on	MANASE MOSE	muh-NAH-say mo-say
DAIZION Carroll	DAZE-ee-on	FEBECHI NWAIWU	fuh-BETCH-ee WEE-woo
Stone EARLE	Earl	IKAIKA Ragsdale	ee-ky-kuh
DESHAWN Gaddie	DEE-shawn	Kortlin RAUSAW	rah-saw
Nick GALLO	GAL-oh	MAZIN Richards	MAY-zin
Alphie GUILLORY	GILL-or-ee	Richard ROCQUEMORE	Rock-UH-more
VAR'KEYES Gumms	var-KEYS	Jace RUDER	ROO-durr
QUALON FARRAR	KWAY-lun FUH-rawr	SELE SELEFUTI	say-lay SELL-uh-FOO-tee
Grant GUNNELL	GUH-nell	JYAIRES Shorter	jye-AIR
KAYLON Horton	Kay-LON (like ON)	Ridge TEXADA	tuh-HA-duh
ENOCH Jackson	EE-knock	LORONZO Thompson	loh-RON-zoh
ZAHODRI Jackson	zuh-HAH-dree	Tom TRIEB	TREEB
KADREN Johnson	KAY-drin	FATAFEHI VAILEA	FAH-tah-FAY-hee vye-LEE-uh
TA'SHOYN Johnson	tay-SHAWN	Ethan WESLOSKI	wez-LOS-kee
XZAVIOR KAUTAI	ex-AY-vee-YOR KUH-tie	DILLION Williams	DILL-un
Carson KROPP	like Crop		

NORTH TEXAS MEAN GREEN ROSTER

ALPHABETICAL ROSTER		NUMERICAL ROSTER						
NO.	PLAYER, POS.	No.	Name	Pos.	Ht.	Wt.	Class.	Hometown / Previous School
27	Oscar Adaway III, RB	0	Ethan Mooney	K	6-0	200	Sr.	Fort Worth, TX / Timber Creek HS
39	Ayo Adeyi, RB	1	KD Davis	LB	6-0	229	Sr.	Ennis, TX / HS
89	Asher Alberding, TE	2	Austin Aune	QB	6-2	221	Jr.	Argyle, TX / Arkansas
71	Leke Asenuga, OL	2	DeShawn Gaddie	DB	6-1	188	Jr.	Indianapolis, IN / Arlington Lamar HS
2	Austin Aune, QB	3	Stone Earle	QB	6-0	203	So.	Keller, TX / ACU
40	Trent Ayers, LB	3	Larry Nixon III	LB	6-2	236	Jr.	North Richland Hills, TX / Richland HS
17	Moh Bility, DB	4	JD Head	QB	6-1	185	So.	Pearland, TX / LA Tech
65	Gabe Blair, OL	4	Dillion Williams	DB	5-11	185	So.	Nacogdoches, TX / HS
70	Kade Bond, OL	5	Tommy Bush	WR	6-5	204	Jr.	Schertz, TX / Georgia
46	Grady Brewer, LB	5	Tom Trieb	DL	6-3	275	So.	Arlington Heights, IL / College of DuPage
73	Cole Brown, OL	6	Ikaika Ragsdale	RB	6-0	216	So.	Las Vegas, NV / Bishop Gorman HS
49	Collin Brown, LS	6	Loranzo Thompson	DB	6-0	170	So.	Friendswood, TX / Clear Brook HS
11	Detraevon Brown, WR	7	Quinn Whitlock	DB	6-0	194	Sr.	Pinola, MS / Copiah-Lincoln CC
19	Jordan Brown, LB	8	John Davis	DB	6-1	190	Sr.	Euleless, TX / Trinity HS
10	Roderick Brown, DL	8	Damon Ward, Jr.	WR	6-0	198	So.	Beaumont, TX / West Brook HS
14	Roderic Burns, WR	9	Enoch Jackson	DL	6-0	288	So.	Mansfield, TX / Arkansas
5	Tommy Bush, WR	9	Ja'Mori Maclin	WR	5-11	185	R-Fr.	Kirkwood, MO / Missouri
68	Daxton Byers, OL	10	Roderick Brown	DL	6-0	275	So.	Forney, TX / North Forney HS
78	Daizion Carroll, OL	10	Jace Ruder	QB	6-3	228	Jr.	Norton, KS / North Carolina
47	Chris Cayton, K	11	Detraevon Brown	WR	6-0	194	So.	Shreveport, LA / Northwood HS
83	Jake Cook, WR	11	Patrick Smith	DB	5-10	178	Fr.	Sugar Land, TX / Clements HS
22	Keelan Crosby, DB	13	Khatib Lyles	WR	6-1	218	So.	El Paso, TX / Parkland HS
47	Jacob Daulong, LB	13	Logan Wilson	DB	5-10	167	So.	Dallas, TX / Bishop Dunne HS
8	John Davis, DB	14	Roderic Burns	WR	5-9	200	Jr.	Houston, TX / Lamar HS
1	KD Davis, LB	15	Carson Kropp	OLB	6-1	233	Jr.	Owasso, OK / Oklahoma State
76	Mike Davis, DL	15	Jordan Smart	WR	5-10	180	So.	Round Rock, TX / UT Permian Basin
34	Bryce Drummond, LB	16	Jonathan Pickett	DL	6-3	245	So.	Rialto, CA / Desert Pines HS
64	Jett Duncan, OL	16	Jyaire Shorter	WR	6-2	218	Jr.	Killeen, TX / Ellison HS
3	Stone Earle, QB	17	Moh Bility	DB	6-0	182	Fr.	Dallas, TX / North Dallas HS
41	Sawyer Evans, P	17	Grant Gunnell	QB	6-6	228	So.	The Woodlands, TX / Memphis
58	Samora Ezekiel, OL	18	Dorian Morris	RB/WR	5-10	194	So.	Mesquite, TX / Poteet HS
25	Sean-Thomas Faulkner, DB	18	Nick Nakwaasah	DB	5-11	195	So.	Dallas, TX / Central Arkansas
2	DeShawn Gaddie, DB	19	Jordan Brown	LB	6-1	220	So.	Huntsville, TX / HS
74	Nick Gallo, OL	20	Qualon Farrar	RB	5-6	190	Fr.	Dallas, TX / South Oak Cliff HS
85	Evan Greene, WR	20	Alphie Guillory	DB	5-9	184	So.	DeSoto, TX / HS
20	Alphie Guillory, DB	21	BK Jackson	RB	5-11	220	R-Fr.	Missouri City, TX / Fort Bend Ridge HS
30	Var'Keyes Gumms, TE	21	Kevin Wood	LB	6-0	219	Jr.	Converse, TX / Judson HS
20	Qualon Farrar, RB	22	Keelan Crosby	DB	6-1	194	Jr.	Anna, TX / HS
17	Grant Gunnell, QB	22	Luke Rossley	WR	5-10	180	Fr.	Highland Park, TX / HS
50	JP Hadley, LS	23	Isaiah Johnson	RB	6-0	216	So.	Lubbock, TX / Cooper HS
4	JD Head, QB	23	Bryce Linder	DB	6-0	192	So.	College Station, TX / Blinn College
41	Kaylon Horton, WR	24	Zahodri Jackson	DB	5-10	185	Sr.	Sarasota, FL / Utah State
39	Karter Houchin, LB	24	Dorian Windley	WR	5-7	165	R-Fr.	Irving, TX / Ranchview HS
52	Dane Jackson, OL	25	Sean-Thomas Faulkner	DB	5-11	190	Sr.	Easley, SC / The Citadel
9	Enoch Jackson, DL	26	Ridge Texada	DB	5-8	181	So.	Frisco, TX / McNeese State
21	BK Jackson, RB	27	Oscar Adaway III	RB	6-0	222	So.	North Little Rock, AR / HS
24	Zahodri Jackson, DB	27	Harold West	DB	6-2	187	So.	Arlington, TX / Lamar HS
23	Isaiah Johnson, RB	29	Christian Traylor	DB	5-9	180	R-Fr.	Arlington, TX / Martin HS
45	Kadren Johnson, DL	30	Var'Keyes Gumms	TE	6-3	230	R-Fr.	Houston, TX / Dekaney HS
31	Robert Johnson, DB	30	Grayson Ward	DB	5-10	180	Fr.	Aubrey, TX / HS
96	Ta'Shoy Johnson, DL	31	Robert Johnson	DB	5-10	181	R-Fr.	Memphis, TN / Memphis Academy of Health Sciences HS
88	Xzavior Kautai, TE	32	Sele Selefuti	LB	5-10	225	Jr.	Westminster, CA / Golden West College
15	Carson Kropp, OLB	32	Bernardo Rodriguez	P	5-10	189	Sr.	Coppell, TX / Kansas State
40	Preston Landis, RB	34	Bryce Drummond	LB	6-3	219	R-Fr.	Pawhuska, OK / HS
93	Will Latu, DL	35	Chris Wright	OLB	6-3	224	R-Fr.	Aledo, TX / HS
84	Christian Lee, TE	36	Jaylen Smith	LB	6-0	210	So.	Hamilton, Ontario / St. Thomas More (CT) School
42	Sifa Leota, OLB	39	Ayo Adeyi	RB	5-7	197	So.	Mansfield, TX / Legacy HS
23	Bryce Linder, DB	39	Karter Houchin	LB	5-11	216	Fr.	Decatur, TX / HS
13	Khatib Lyles, WR	40	Trent Ayers	LB	6-1	210	So.	Arlington, TX / Navarro College
9	Ja'Mori Maclin, WR	40	Preston Landis	RB	5-10	206	Fr.	Rockwall, TX / Rockwall-Heath HS
57	Landon Maston, LB	41	Sawyer Evans	P	6-3	189	Jr.	Arlington, TX / Texas Southern
80	Zhigihl McMillan, WR	41	Kaylon Horton	WR	5-10	175	Jr.	Houston, TX / Tarleton State
0	Ethan Mooney, K	42	Sifa Leota	OLB	6-2	235	R-Fr.	Euleless, TX / Trinity HS
77	Kaci Moreka, OL	43	Jax Van Zandt	LB	5-11	214	Fr.	Alabaster, AL / Thompson HS
18	Dorian Morris, RB/WR							

NORTH TEXAS MEAN GREEN ROSTER

NUMERICAL ROSTER

No.	Name	Pos.	Ht.	Wt.	Class.	Hometown / Previous School
44	Mazin Richards	OLB	6-3	245	Jr.	Burleson, TX / Eastern New Mexico
45	Kadren Johnson	DL	6-4	265	Jr.	Lewisville, TX / ACU
46	Grady Brewer	LB	5-10	216	R-Fr.	Rockwall, TX / Rockwall-Heath HS
47	Chris Cayton	K	5-11	175	Fr.	Fort Myers, FL / Cypress Lake HS
47	Jacob Daulong	LB	6-1	213	Sr.	Spring, TX / Houston
49	Collin Brown	LS	5-11	230	So.	Austin, TX / Blinn College
50	JP Hadley	LS	6-3	258	Jr.	Lacey, NJ / West Virginia
51	Fatafehi Vailea	DL	6-2	293	R-Fr.	Oakland, CA / Desert Pines (NV) HS
52	Dane Jackson	OL	6-0	288	R-Fr.	Berea, KY / Madison Southern HS
54	Febechi Nwaiwu	OL	6-3	326	R-Fr.	Coppell, TX / HS
56	Dameon Smallwood	OL	6-4	320	Fr.	Denison, TX / HS
57	Landon Maston	LB	6-1	225	Sr.	Cedar Hill, TX / HS
58	Samora Ezekiel	OL	6-3	285	Fr.	Fort Worth, TX / Paschal HS
59	Ethan Wesloski	OLB	6-1	225	Fr.	McKinney, TX / Boyd HS
60	Isaiah Villanueva	OL	6-2	275	Fr.	Katy, TX / Paetow HS
62	Caden Reeves	OL	6-4	315	R-Fr.	Argyle, TX / HS
64	Jett Duncan	OL	6-2	281	So.	The Woodlands, TX / HS
65	Gabe Blair	OL	6-3	303	So.	Denton, TX / Guyer HS
68	Daxton Byers	OL	6-5	307	So.	Edmond, OK / Deer Creek HS
70	Kade Bond	OL	6-3	298	R-Fr.	Magnolia, TX / HS
71	Leke Asenuga	OL	6-2	301	R-Fr.	Houston, TX / New Mexico
72	Manase Mose	OL	6-1	292	Sr.	Eules, TX / Trinity HS
73	Cole Brown	OL	6-4	292	Jr.	Conroe, TX / HS
74	Nick Gallo	OL	6-3	295	So.	Denton, TX / Missouri State
76	Mike Davis	DL	6-1	258	So.	Orange, TX / Howard Payne
77	Kaci Moreka	OL	6-5	283	Jr.	Arlington, TX / Trinity Valley CC
78	Daizion Carroll	OL	6-1	319	Jr.	Waco, TX / Midway HS
79	Howard Sampson	OL	6-8	343	Fr.	Humble, TX / HS
80	Zhigllil McMillan	WR	6-1	198	R-Fr.	Frisco, TX / Independence HS
81	Richard Rocquemore	WR	5-10	180	R-Fr.	Mansfield, TX / ACU
82	Caden Park	WR	5-11	190	Fr.	McKinney, TX / Boyd HS
83	Jake Cook	WR	6-0	190	Fr.	Krum, TX / HS
84	Christian Lee	TE	6-3	214	So.	Friendswood, TX / HS
85	Evan Greene	WR	5-11	191	R-Fr.	Dallas, TX / Parish Episcopal
87	Jake Roberts	TE	6-5	250	So.	Norman, OK / Norman North HS
88	Xzavior Kautai	TE	6-0	235	R-Fr.	Eules, TX / Trinity HS
89	Asher Alberding	TE	6-3	259	So.	Houston, TX / Clear Lake HS
90	Kaghen Roach	DL	6-5	270	So.	Celina, TX / Blinn College
93	Will Latu	DL	6-0	285	Jr.	Eules, TX / Cisco College
95	Kortlin Rausaw	DL	6-4	264	R-Fr.	Wylie, TX / HS
96	Ta'Shoyn Johnson	DL	6-1	278	R-Fr.	Killeen, TX / HS
99	Cam Robertson	DL	6-4	238	Fr.	Plano, TX / HS

ALPHABETICAL ROSTER

NO.	PLAYER, POS.
72	Manase Mose, OL
18	Nick Nakwaasah, DB
3	Larry Nixon III, LB
54	Febechi Nwaiwu, OL
82	Caden Park, WR
16	Jonathan Pickett, DL
6	Ikaika Ragsdale, RB
95	Kortlin Rausaw, DL
62	Caden Reeves, OL
44	Mazin Richards, OLB
90	Kaghen Roach, DL
99	Cam Robertson, DL
81	Richard Rocquemore, WR
87	Jake Roberts, TE
32	Bernardo Rodriguez, P
22	Luke Rossley, WR
10	Jace Ruder, QB
79	Howard Sampson, OL
32	Sele Selefuti, LB
16	Jyaire Shorter, WR
56	Dameon Smallwood, OL
15	Jordan Smart, WR
36	Jaylen Smith, LB
11	Patrick Smith, DB
29	Christian Traylor, DB
26	Ridge Texada, DB
6	Loranzo Thompson, DB
5	Tom Trieb, DL
51	Fatafehi Vailea, DL
43	Jax Van Zandt, LB
60	Isaiah Villanueva, OL
8	Damon Ward, Jr., WR
30	Grayson Ward, DB
59	Ethan Wesloski, OLB
27	Harold West, DB
7	Quinn Whitlock, DB
4	Dillion Williams, DB
24	Dorian Windley, WR
13	Logan Wilson, DB
21	Kevin Wood, LB
35	Chris Wright, OLB

COACHING STAFF

Head Coach: Seth Littrell (Oklahoma, 2001)

Associate Head Coach/Co-Offensive Coordinator/Receivers: Tommy Mainord (Tarleton St., 2000)

Assistant Head Coach/Running Backs: Patrick Cobbs (UNT, 2005)

Offensive Coordinator/Quarterbacks: Mike Bloesch (Houston, 2008)

Defensive Coordinator/Safeties: Phil Bennett (Texas A&M, 1977)

Co-Defensive Coordinator/Linebackers: Jim Gush (Bucknell, 1981)

Asst. Coach/Offensive Line: Randy Clements (Stephen F. Austin, 1989)

Asst. Coach/Cornerbacks: Jarred Holley (Pittsburgh, 2012)

Asst. Coach/Tight Ends: Adrian Mayes (Kansas, 2007)

Asst. Coach/Defensive Line: Matt Passwaters (New Mexico St., 2009)

Asst. Coach/Outside Linebackers/Special Teams: Chris Petrilli (Boise St., 2012)


BROADCAST BIOS - OFFENSE



2

AUSTIN AUNE
 AW-knee
 JR • QB • 6-2 • 221
 Argyle, TX
 Arkansas

CAREER GAME HIGHS	2022 SEASON GAME HIGHS
Comp.: 28 (vs. Southern Miss, 2020)	Comp.: 27 (at Memphis)
Att.: 49 (at Memphis, 2022)	Att.: 49 (at Memphis)
Pass. Yds: 414 (vs. FIU, 2022)	Pass. Yds: 414 (vs. FIU)
Long Pass: 77 (at Missouri, 2021)	Long Pass: 70 (2x, last vs. FIU)
Pass TDs: 5 (2x, last vs. FIU, 2022)	Pass TDs: 5 (vs. FIU)
• 35 games; 24 starts... has rushed for a TD 6x... 394 career rush yards... Career: 54 TD, 24 INT ... 13-11 as starter... 1 of 10 FBS QB w/ 31+ TD... No. 1 FBS YPC (15.50) ... 1 of only 3 at UNT to pass for 3k yd in season	



3

STONE EARLE
 SO • QB • 6-0 • 203
 Keller, TX
 ACU

CAREER GAME HIGHS	2022 SEASON GAME HIGHS
Comp.: 19 (2x, last vs. UCA, 2021)	Comp.: 2 (at WKU)
Att.: 31 (at Virginia, 2020)	Att.: 2 (at WKU)
Pass. Yds: 233 (vs. La. Christian, 2021)	Pass. Yds: 23 (at WKU)
Pass TDs: 6 (vs. La. Christian, 2021)	Pass TDs: --
Rush Yds: 60 (vs. FIU, 2022)	Rush Yds: 60 (vs. FIU, 2022)
Rush TD: 1 (3x, last vs. FIU, 2022)	Rush TD: 1 (vs. FIU, 2022)
• Transfer from ACU ... 8 career starts ... Made UNT debut against FAU ... saw snaps at WKU ... CAREER: 230 rushing yards, 3 TD ... 11 att. for team-high 60 yards vs. FIU	



5

TOMMY BUSH
 JR • WR • 6-5 • 204
 Schertz, TX
 Georgia

CAREER GAME HIGHS	2022 SEASON GAME HIGHS
Rec.: 2 (vs. Northwestern St, 2021)	Rec.: 1 (3x, last at Memphis)
Rec. Yds: 22 (at SMU, 2021)	Rec. Yds: 15 (at Memphis)
Rec. TDs: 1 (at UTEP, 2022)	Rec. TDs: 1 (at UTEP)
Long Rec.: 22 (at SMU, 2021)	Long Rec.: 15 (at Memphis)
100 Yd Games: --	100 Yd Games: --
• Transfer from UGA ... suffered season-ending injury against SMU in 2021 ... first career TD in win at UTEP ... missed UNLV due to injury	



6

IKAIKA RAGSDALE
 SO • RB • 6-0 • 216
 Las Vegas, NV
 Bishop Gorman HS

CAREER GAME HIGHS	2022 SEASON GAME HIGHS
Rushes: 20 (vs. UTSA, 2021)	Rushes: 17 (2x, last vs. Rice)
Rush. Yds: 146 (vs. UTSA, 2021)	Rush. Yds: 122 (vs. Rice)
Rush. TDs: 2 (2x, last vs. UTSA, 2021)	Rush. TDs: 1 (4x, last vs. Rice)
Long Rush.: 44 (at Southern Miss, 2021)	Long Rush.: 42 (vs. LA Tech)
100 Yd Games: 5 (last vs. Rice, 2022)	100 Yd Games: 2 (last vs. Rice)
• Played in 25 games with six starts ... 119 yards/1 TD vs. FAU ... 73 total yards/2 TD at WKU ... 122 yd, TD vs. Rice ... added career-high 59 receiving yards, TD	



8

DAMON WARD, JR.
 SO • WR • 6-0 • 198
 Beaumont, TX
 West Brook HS

CAREER GAME HIGHS	2022 SEASON GAME HIGHS
Rec.: 6 (vs. Miami [OH], 2021)	Rec.: 4 (at WKU)
Rec. Yds: 101 (at WKU, 2022)	Rec. Yds: 101 (at WKU)
Rec. TDs: 1 (4x, last at WKU, 2022)	Rec. TDs: 1 (2x, last at WKU)
Long Rec.: 77 (at Mizzou, 2021)	Long Rec.: 56 (at WKU)
100 yard games: 1 (at WKU, 2022)	100 yd games: 1 (at WKU)
• Played in 24 games with 16 starts ... TD at Memphis ... first career 100 yd game at WKU ... 58 yd/TD at UAB ... t-3rd on team with 23 receptions	



9

JA'MORI MACLIN
 R-FR • WR • 5-11 • 185
 Kirkwood, MO
 Missouri

CAREER GAME HIGHS	2022 SEASON GAME HIGHS
Rec.: 3 (3x, last vs. FIU, 2022)	Rec.: 3 (3x, last vs. FIU)
Rec. Yds: 81 (at Memphis, 2022)	Rec. Yds: 81 (at Memphis)
Rec. TDs: 1 (2x, last at Memphis, 2022)	Rec. TDs: 1 (2x, last at Memphis)
Long Rec.: 53 (vs. SMU, 2022)	Long Rec.: 53 (vs. SMU)
100 yd games: --	100 yd games: --
• Spent 2 seasons at Mizzou ... Made debut at UTEP ... 53 yard catch vs. SMU ... 3 rec./80 yd/TD vs. TSU ... season-best 81 yards and TD at Memphis	



14

RODERIC BURNS
 JR • WR • 5-9 • 200
 Houston, TX
 Lamar HS

CAREER GAME HIGHS	2022 SEASON GAME HIGHS
Rec.: 12 (at SMU, 2021)	Rec.: 6 (2x, last at UTSA)
Rec. Yds: 141 (at SMU, 2021)	Rec. Yds: 139 (at UTSA)
Rec. TDs: 1 (5x, last vs. TSU, 2022)	Rec. TDs: 1 (vs. Texas Southern)
Long Rec.: 70 (vs. TSU, 2022)	Long Rec.: 70 (vs. Texas Southern)
100 yd games: 4 (last at UTSA, 2022)	100 yd games: 1 (at UTSA)
• Placed on scholarship in Sept. 2021 ... Led team with 72 yards at UTEP ... 70 yd TD vs. TSU ... 5 for 98 at UNLV ... leads team with 36 rec. and 644 yards	

BROADCAST BIOS - OFFENSE

15 **JORDAN SMART**
SO • WR • 5-10 • 180
Round Rock, TX
UT Permian Basin


CAREER GAME HIGHS

Rec.: 8 (at Midwestern St., 2021)
Rec. Yds: 156 (at Midwestern St., 2021)
Rec. TDs: 2 (3x, last at MSU, 2021)
Long Rec.: 69 (at Midwestern St., 2021)
100 yd games: 2 (last at Okla. Baptist, 2021)

2022 SEASON GAME HIGHS

Rec.: 5 (2x, last vs. FIU)
Rec. Yds: 82 (at Memphis)
Rec. TDs: 1 (vs. FIU)
Long Rec.: 45 (vs. FIU)
100 yd games: --

• Played 2020-21 at UTPB ... Made UNT debut at UNLV ... 5 for 82 at Memphis ... one of eight UNT players with 10+ receptions ... 5 rec. 76 yd 1 TD vs. FIU



16 **JYAIRE SHORTER**
JR • WR • 6-2 • 218
Killeen, TX
Ellison HS


CAREER GAME HIGHS

Rec.: 6 (at SMU, 2021)
Rec. Yds: 111 (at Charlotte, 2019)
Rec. TDs: 3 (2x, last vs. FAU, 2022)
Long Rec.: 58 (at UTSA, 2022)
100 Yd Games: 2 (last at SMU, 2021)

2022 SEASON GAME HIGHS

Rec.: 4 (at UNLV)
Rec. Yds: 92 (vs. FIU)
Rec. TDs: 3 (vs. FAU)
Long Rec.: 58 (at UTSA)
100 yd games: --

• Missed all but 2 G in 2021 with injury ... Has 18 touchdowns in 30 career games (24 starts) ... eight touchdowns in last eight games



17 **GRANT GUNNELL**
SO • QB • 6-6 • 228
The Woodlands, TX
Memphis

CAREER GAME HIGHS

Comp.: 29 (vs. UCLA, 2019)
Att.: 44 (vs. UCLA, 2019)
Pass. Yds: 352 (vs. UCLA, 2019)
Long Pass: 75 (3x, last vs. USC, 2020)
Pass TDs: 3 (3x, last at Washington, 2020)

2022 SEASON GAME HIGHS

Comp.: 2 (2x, last vs. Texas Southern)
Att.: 5 (vs. SMU)
Pass. Yds: 41 (vs. Texas Southern)
Long Pass: 34 (vs. Texas Southern)
Pass TDs: --

• Transfer from Memphis (2021) and Arizona (2019-20) ... played in 12 games with 7 starts at AZ ... 1,939 yards and 15 TD in career ... Made UNT debut vs. SMU



21 **BK JACKSON**
R-FR • RB • 5-11 • 220
Missouri City, TX
Ridge Point HS

CAREER GAME HIGHS

Rushes: 5 (vs. Texas Southern, 2022)
Rush. Yds: 28 (vs. Texas Southern, 2022)
Rush. TDs: --
Long Rush.: 13 (vs. TSU, 2002)
100 Yd Games: --
Rec. TDs: --

2022 SEASON GAME HIGHS

Rushes: 5 (vs. Texas Southern)
Rush. Yds: 28 (vs. Texas Southern)
Rush. TDs: --
Long Rush.: 13 (vs. Texas Southern)
100 Yd Games: --
Rec. TDs: --

• Played in six games in his career ... 12 carries for 52 yards



23 **ISAIAH JOHNSON**
SO • RB • 6-0 • 216
Lubbock, TX
Cooper HS

CAREER GAME HIGHS

Rushes: 17 (at Southern Miss, 2021)
Rush. Yds: 119 (at Southern Miss, 2021)
Rush. TDs: 1 (8x, last at UAB, 2022)
Long Rush.: 28 (vs. LA Tech, 2022)
100 Yd Games: 1 (at So Miss, 2021)
Rec. TDs: 1 (3x, last at UTSA, 2022)

2022 SEASON GAME HIGHS

Rushes: 13 (vs. LA Tech)
Rush. Yds: 77 (vs. LA Tech)
Rush. TDs: 1 (2x, last at UAB)
Long Rush.: 28 (vs. LA Tech)
100 Yd Games: --
Rec. TDs: 1 (2x, last at UTSA)

• Played in 24 games in career ... 11 total touchdowns in his career ... first career start vs. SMU ... third career receiving TD in loss at UTSA



30 **VAR'KEYES GUMMS**
R-FR • TE • 6-3 • 230
Houston, TX
Dekaney HS

CAREER GAME HIGHS

Rec.: 5 (vs. FIU, 2022)
Rec. Yds: 92 (at UTSA)
Rec. TDs: 1 (5x, last vs. FIU, 2022)
Long Rec.: 54 (at UNLV, 2022)
100 yard games: --

2022 SEASON GAME HIGHS

Rec.: 5 (vs. FIU)
Rec. Yds: 92 (at UTSA)
Rec. TDs: 1 (5x, vs. FIU)
Long Rec.: 54 (at UNLV)
100 yard games: --

• First career TD vs. TSU ... career-long 54 yard TD at UNLV ... 4 rec., 59 yd, TD vs. LA Tech ... leads CUSA tight ends with 5 TD and 438 yards



39 **AYO ADEYI**
SO • RB • 5-7 • 197
Mansfield, TX
Harding

CAREER GAME HIGHS


Rushes: 17 (at UTEP, 2022)
Rush. Yds: 135 (vs. TSU, 2022)
Rush. TDs: 2 (at Rice, 2021)
Long Rush.: 59 (vs. TSU, 2022)
100 Yd Games: 2 (last vs. LA Tech, 2022)


2022 SEASON GAME HIGHS

Rushes: 17 (at UTEP)
Rush. Yds: 135 (vs. TSU)
Rush. TDs: 1 (4x, last vs. FIU)
Long Rush.: 92 (vs. LA Tech)
100 Yd Games: 2 (last vs. LA Tech)


• First career 100 yd game vs. TSU ... 92 yard run vs. LA Tech was t-4th in UNT history ... first career start at UTSA ... leads UNT with 690 yards (9th, CUSA)

BROADCAST BIOS - OFFENSE


	41	<u>KAYLON HORTON</u>	CAREER GAME HIGHS	2022 SEASON GAME HIGHS
		JR • WR • 5-10 • 175	Rushes: 3 (vs. LA Tech, 2022) Rush. Yds: 97 (vs. LA Tech, 2022) Rush. TDs: 1 (2x, last vs. LA Tech, 2022) Rec.: 5 (2x, last vs. S. Utah, 2021) Rec. Yds: 58 (vs. S. Utah, 2021) Rec. TDs: 1 (2x, last at WKU, 2022)	Rushes: 3 (vs. LA Tech) Rush. Yds: 97 (vs. LA Tech) Rush. TDs: 1 (2x, last vs. LA Tech) Rec.: 3 (at WKU) Rec. Yds: 40 (at WKU) Rec. TDs: 1 (at WKU)
		Houston, TX	<ul style="list-style-type: none"> • Grad transfer from Tarleton ... one of 8 active FBS players with 3+ combined kick return TDs ... Seven career touchdowns: 2 kick return, 2 rushing, 2 receiving, 1 punt return 	
		Tarleton State		

	87	<u>JAKE ROBERTS</u>	CAREER GAME HIGHS	2022 SEASON GAME HIGHS
		SO • TE • 6-5 • 250	Rec.: 5 (at WKU, 2022) Rec. Yds: 70 (vs. FIU, 2022) Rec. TDs: 1 (2x, last at UTSA, 2022) Long Rec.: 70 (vs. FIU, 2022) 100 yard games: --	Rec.: 5 (at WKU) Rec. Yds: 70 (vs. FIU) Rec. TDs: 1 (2x, last at UTSA) Long Rec.: 70 (vs. FIU) 100 yard games: --
		Norman, OK	<ul style="list-style-type: none"> • Played in 35 career games with 20 starts ... first career TD at UTEP ... 38 career receptions ... second career TD at UTSA ... 18 of 23 receptions for TD or first down 	
		Norman North HS		

BROADCAST BIOS - SPECIALISTS

	0	<u>ETHAN MOONEY</u>	CAREER GAME HIGHS	2022 SEASON GAME HIGHS
		SR • K • 6-0 • 200	FG's Made: 4 (vs. MTSU, 2019) FG's Att.: 4 (2x, last vs. NSU, 2021) Long FG: 51 (at Charlotte, 2019) PAT Made: 8 (vs. TSU, 2022) PAT Att.: 8 (vs. TSU, 2022)	FG's Made: 2 (4x, last at WKU) FG's Att.: 2 (5x, last at WKU) Long FG: 49 (at UTSA) PAT Made: 8 (vs. TSU) PAT Att.: 8 (vs. TSU)
		Fort Worth, TX	<ul style="list-style-type: none"> • Lou Groza Award Semifinalist ... Converted 49-of-65 career field goal attempts (75.4 percent) ... UNT career leader in points (316) and XP (169) ... t-3rd in CUSA with 15 FG 	
		Timber Creek HS		

	32	<u>BERNARDO RODRIGUEZ</u>	CAREER GAME HIGHS	2022 SEASON GAME HIGHS
		SR • P • 5-10 • 189	Punts: 9 (vs. UAB, 2021) Long Punt: 70 (vs. Miami, 2021) Inside 20: 4 (vs. UAB, 2021) 50+ yards: 3 (vs. UTEP, 2021)	Punts: 8 (at Memphis) Long Punt: 54 (at Memphis) Inside 20: 3 (3x, last at UAB) 50+ yards: 1 (2x, last at WKU)
		Coppell, TX	<ul style="list-style-type: none"> • Selected to 2022 Ray Guy award watch list ... averaging 42.6 yards per punt in UNT career 	
		Kansas State		

	41	<u>KAYLON HORTON</u>	CAREER GAME HIGHS	2022 SEASON GAME HIGHS
		JR • KR • 5-10 • 175	Kick Return Yds: 149 (vs. Dixie St., 2020) Kick Return TD: 1 (2x, last at UNLV, 2022) Long Return: 99 (at UNLV, 2022) Punt Return Yds: 85 (vs. NE State, 2020) Punt Return TD: 1 (vs. NE State, 2020) Long Return: 53 (vs. NE State, 2020)	Kick Return Yds: 105 (at Memphis) Kick Return TD: 1 (at UNLV) Long Return: 99 (at UNLV) Punt Return Yds: -- Punt Return TD: -- Long Return: --
		Houston, TX	<ul style="list-style-type: none"> • Grad transfer from Tarleton ... one of 8 active FBS players with 3+ combined kick return TDs ... Seven career touchdowns: 2 kick return, 2 rushing, 2 receiving, 1 punt return 	
		Tarleton State		

BROADCAST BIOS - DEFENSE**1****KD DAVIS****SR • LB • 6-0 • 229****Ennis, TX****Ennis HS****CAREER GAME HIGHS**

Tackles: 19 (vs. LA Tech, 2022)

TFLS: 4.0 (at Mizzou, 2021)

INT: 1 (vs. Rice, 2022)

Sacks: 2.0 (vs. Northwestern St., 2021)

QBH: 3 (vs. UTEP, 2021)

- First UNT player to lead team in tackles four straight yrs ... 407 career tackles (2nd, UNT history) ... 19 tackles vs. LA Tech ... fourth among active FBS players in tackles ... 9th in CUSA history

2022 SEASON GAME HIGHS


Tackles: 19 (vs. LA Tech, 2022)

TFLS: 1.0 (vs. Rice)

INT: 1 (vs. Rice)

Sacks: 0.5 (3x, last at UTSA)

QBH: 2 (at UTEP)

**2****DESHAWN GADDIE****JR • DB • 6-1 • 188****Indianapolis, IN****Arlington Lamar HS****CAREER GAME HIGHS**

Tackles: 8 (at UNLV, 2022)

TFLS: 1.0 (at Mizzou, 2021)

INT: 2 (at UTEP, 2020)

Sacks: --

PBU: 3 (at WKU, 2022)

- Has played in 44 games with 30 starts ... two career interceptions ... forced fumble and recovery vs. TSU ... career high 8 tackles at UNLV ... 3 PBU at WKU

2022 SEASON GAME HIGHS

Tackles: 8 (at UNLV)

TFLS: --

INT: --

Sacks: --

PBU: 3 (at WKU)

**3****LARRY NIXON III****JR • LB • 6-2 • 236****N. Richland Hills, TX****Richland Hills HS****CAREER GAME HIGHS**

Tackles: 15 (vs. TSU, 2022)

TFLS: 2.0 (vs. SMU, 2020)

INT: --

Sacks: 1.0 (4x, last vs. Liberty, 2021)

PBU: 1 (3x, last at UTSA, 2022)

- Played in 40 games with 22 starts ... 228 career tackles ... career-high 15 stops vs. Texas Southern ... 12 tackles at UAB ... 13 tackles vs. Rice

2022 SEASON GAME HIGHS

Tackles: 15 (vs. TSU)

TFLS: 0.5 (2x, last at UTSA)

INT: --

Sacks: 0.5 (2x, last at UTSA)

QB Hurry: 2 (at WKU)

**5****TOM TRIEB****SO • DL • 6-3 • 275****Arlington Heights, IL****College of DuPage****CAREER GAME HIGHS**

Tackles: 7 (vs. SMU, 2022)

TFLS: 2.0 (vs. SMU, 2022)

INT: --

Sacks: 0.5 (vs. LA Tech, 2022)

FF: --

- Top-rated JUCO recruit in the state of Illinois ... started career at Northern Illinois ... 25 TFL and 14 sacks in 2021 at College of DuPage ... 7 tackles and 2.0 TFL vs. SMU

2022 SEASON GAME HIGHS

Tackles: 7 (vs. SMU)

TFLS: 2.0 (vs. SMU)

INT: --

Sacks: 0.5 (vs. LA Tech, 2022)

FF: --

**7****QUINN WHITLOCK****SR • DB • 6-0 • 194****Pinola, MS****Copiah-Lincoln CC****CAREER GAME HIGHS**

Tackles: 9 (at UNLV, 2022)

TFLS: 1.5 (vs. SMU, 2020)

INT: 1 (at Memphis, 2022)

Sacks: --

PBU: 2 (vs. FAU, 2022)

- Started first 6G before suffering a season-ending injury in 2021 ... has played in 27 games with 109 tackles, 7.5 TFL and one INT ... first INT vs. Memphis ... 2 PBU vs. FAU

2022 SEASON GAME HIGHS

Tackles: 9 (at UNLV)

TFLS: 1.0 (4x, last vs. Rice)

INT: 1 (at Memphis)

Sacks: --

PBU: 2 (vs. FAU)

**9****ENOCH JACKSON****SO • DL • 6-0 • 288****Mansfield, TX****Arkansas****CAREER GAME HIGHS**

Tackles: 3 (2x, last at UTEP, 2022)

TFLS: 1.0 (2x, last at UTSA, 2022)

FR: 1 (vs. Rice, 2022)

Sacks: 1.0 (2x, last at UTSA, 2022)

QBH: 1 (at UTEP, 2022)

- Arkansas transfer saw action in 13 games in 2021 ... Made first career start in opener with UTEP ... missed three games due to injury ... first sack of year at UTSA

2022 SEASON GAME HIGHS


Tackles: 3 (at UTEP)

TFLS: 1.0 (at UTSA)

FR: 1 (vs. Rice)

Sacks: 1.0 (at UTSA)

QBH: 1 (at UTEP)

**10****RODERICK BROWN****SO • DL • 6-0 • 275****Forney, TX****North Forney HS****CAREER GAME HIGHS**

Tackles: 7 (at Missouri, 2021)

TFLS: 2.5 (vs. LA Tech, 2022)

Sacks: 2.5 (vs. LA Tech, 2022)

FF: 1 (2x, last at So Miss, 2021)

- Named to 2021 PFF and C-USA All-Freshman teams ... Played in 23 games with 13 starts ... 3 tackles and 1.0 sack at UNLV ... career-best 2.5 sacks vs. LA Tech

2022 SEASON GAME HIGHS

Tackles: 6 (at UTSA)


TFLS: 2.5 (vs. LA Tech)


Sacks: 2.5 (vs. LA Tech)


FF: --


BROADCAST BIOS - DEFENSE


	13	<u>LOGAN WILSON</u>	CAREER GAME HIGHS	2022 SEASON GAME HIGHS
		SO • DB • 5-10 • 167 Dallas, TX ULM	Tackles: 8 (at UTSA, 2022) TFLS: -- INT: 1 (2x, last vs. FIU, 2022) FR: 1 (vs. SMU, 2022) PBU: 2 (2x, last at WKU, 2022) • RS at K-State (2019) ... Opt out at ULM (2020) ... DNP at UNT (2021) ... first career start vs. Memphis ... 8 tackles at UTSA ... INT at WKU ... INT vs. FIU ... FF at UAB	Tackles: 8 (at UTSA) TFLS: -- INT: 1 (2x, last vs. FIU) FR: 1 (vs. SMU) PBU: 2 (2x, last at WKU)

	19	<u>JORDAN BROWN</u>	CAREER GAME HIGHS	2021 SEASON GAME HIGHS
		SO • LB • 6-1 • 220 Huntsville, TX Huntsville HS	Tackles: 9 (vs. TSU, 2022) TFLS: 2.0 (at Memphis, 2022) INT: -- Sacks: 1.0 (2x, last at Memphis, 2022) QBH: 1 (at FIU, 2021) • Played in 33 games in his career with 78 tackles ... career high 9 tackles against Texas Southern ... second career sack at Memphis	Tackles: 9 (vs. TSU) TFLS: 2.0 (at Memphis) INT: -- Sacks: 1.0 (at Memphis) QBH: --

	21	<u>KEVIN WOOD</u>	CAREER GAME HIGHS	2022 SEASON GAME HIGHS
		JR • LB • 6-1 • 219 Converse, TX Judson HS	Tackles: 13 (vs. SMU, 2020) TFLS: 1.5 (vs. HBU, 2020) INT: 1 (3x, last at FIU, 2021) Sacks: 0.5 (2x, last vs. Miami, 2021) QBH: 1 (at UTEP, 2022) • Played in 39 games with 15 starts in career ... 162 tackles, 9.5 TFL, 2.0 sacks ... four interceptions ... 11 tackles in LA Tech game ... second career sack in 4Q vs. Rice	Tackles: 11 (2x, last at UTSA) TFLS: 0.5 (vs. LA Tech) PBU: 1 (vs. LA Tech) Sacks: -- QBH: 1 (3x, last at WKU)

	22	<u>KEELAN CROSBY</u>	CAREER GAME HIGHS	2022 SEASON GAME HIGHS
		JR • DB • 6-1 • 194 Anna, TX Anna HS	Tackles: 9 (at UTSA, 2022) TFLS: 1.0 (vs. HBU, 2020) INT: 1 (at UTEP, 2020) Sacks: -- PBU: -- • Played in 39 career games with 53 tackles ... six tackles in loss to SMU ... missed Memphis and FAU due to injury ... 9 stops at UTSA	Tackles: 9 (at UTSA) TFLS: -- INT: -- Sacks: -- PBU: --

	24	<u>ZAHODRI JACKSON</u>	CAREER GAME HIGHS	2022 SEASON GAME HIGHS
		SR • DB • 5-10 • 185 Sarasota, FL Utah State	Tackles: 7 (at Nevada, 2020) TFLS: 0.5 (at New Mexico, 2021) INT: -- Sacks: -- PBU: 2 (vs. San Diego St., 2021) • Spent five seasons at Utah State ... Career: 45 games and 12 starts ... 66 tackles with six PBU ... first UNT start at UNLV ... 4 tackles in start vs. Rice	Tackles: 4 (at UNLV) TFLS: -- INT: -- Sacks: -- PBU: --

	25	<u>SEAN-THOMAS FAULKNER</u>	CAREER GAME HIGHS	2022 SEASON GAME HIGHS
		SR • DB • 5-11 • 190 Easley, SC The Citadel	Tackles: 16 (at Army, 2020) TFLS: 2.0 (2x, last vs. NSU, 2021) INT: -- Sacks: 1.0 (2x, last vs. Mercer, 2019) PBU: 2 (vs. LA Tech, 2022) • Transfer from The Citadel ... four blocked punts in his career ... In 51 career games, 265 tackles with 12.0 TFL and 10 PBU	Tackles: 11 (at UNLV) TFLS: 1.0 (at UTSA) INT: -- Sacks: -- PBU: 2 (vs. LA Tech)

	26	<u>RIDGE TEXADA</u>	CAREER GAME HIGHS	2022 SEASON GAME HIGHS
		SO • DB • 5-8 • 181 Frisco, TX McNeese State	Tackles: 7 (at Rice, 2021) TFLS: 1.0 (3x, last at WKU, 2022) INT: 2 (vs. FAU, 2022) Sacks: -- PBU: 4 (vs. FAU, 2022) • Played in 32 games with 14 starts ... brothers Raleigh (Baylor) and Ranthony (TCU) played CFB ... First 2 INT and TD vs. FAU ... INT at UTSA ... 4th in FBS with 18 passes defended	Tackles: 6 (at UTSA) TFLS: 1.0 (2x, last at WKU) INT: 2 (vs. FAU) Sacks: -- PBU: 4 (vs. FAU)

BROADCAST BIOS - DEFENSE

42 **SIFA LEOTA**
R-FR • OLB • 6-2 • 235
Eules, TX
Trinity HS

CAREER GAME HIGHS

Tackles: 4 (2x, last vs. Rice, 2022)
 TFLS: 1.0 (3x, last vs. FIU, 2022)
 Sacks: 1.0 (2x, last vs. Rice, 2022)
 FF: 1 (at Memphis, 2022)
 QBH: 2 (vs. TSU, 2022)

• Placed on scholarship prior to 2022 season ... made first career start vs. TSU ... recorded first career tackles and sack ... Sack and FF at Memphis ... sack vs. Rice

2022 SEASON GAME HIGHS

Tackles: 4 (2x, last vs. Rice)
 TFLS: 1.0 (4x, last vs. Rice)
 Sacks: 1.0 (2x, last vs. Rice)
 FF: 1 (at Memphis)
 QBH: 2 (vs. TSU)



44 **MAZIN RICHARDS**
JR • OLB • 6-3 • 245
Burleson, TX
Eastern New Mexico

CAREER GAME HIGHS

Tackles: 11 (at UTSA, 2022)
 TFLS: 4.0 (vs. Lincoln [CA], 2021)
 INT: 1 (vs. TAMU-Kingsville, 2019)
 Sacks: 4.0 (vs. Lincoln [CA], 2021)
 PBU: 1 (2x, last at UTPB, 2021)

• Transferred after 3 yr at Eastern NM ... 2021 LSC D-Lineman of the Year ... 3.0 sacks vs. LA Tech ... 7.5 sacks in 2022 ... Career: 37.5 TFL & 28.5 sacks

2022 SEASON GAME HIGHS

Tackles: 11 (at UTSA)
 TFLS: 3.0 (vs. LA Tech)
 INT: --
 Sacks: 3.0 (vs. LA Tech)
 QBH: 2 (2x, last vs. FAU)



45 **KADREN JOHNSON**
JR • DL • 6-4 • 265
Lewisville, TX
ACU

CAREER GAME HIGHS

Tackles: 6 (vs. Tarleton, 2021)
 TFLS: 2.0 (at WKU, 2022)
 QBH: --
 Sacks: 2.0 (at WKU, 2022)
 FF: 1 (2x, last at WKU, 2022)

• Played in 24 games in his career with 7.5 TFL and 5.5 sacks ... first UNT sack at UTEP in season opener ... 2.0 sacks at WKU ... Started six straight until UAB

2022 SEASON GAME HIGHS

Tackles: 3 (3x, last at WKU)
 TFLS: 2.0 (at WKU)
 QBH: 1 (vs. LA Tech)
 Sacks: 2.0 (at WKU)
 FF: 1 (at WKU)



51 **FATAFEHI VAILEA**
R-FR • DL • 6-2 • 293
Oakland, CA
Desert Pines (NV) HS


CAREER GAME HIGHS

Tackles: 6 (2x, last at UAB, 2022)
 TFLS: 1.0 (at UTEP, 2022)
 INT: --
 Sacks: --
 FF: 1 (at UTEP, 2022)

• Redshirted the 2021 season ... made UNT debut at UTEP ... 5 stops at Memphis ... six tackles at UTSA ... six stops at UAB ... started last nine games

2022 SEASON GAME HIGHS

Tackles: 6 (2x, last at UAB)
 TFLS: 1.0 (at UTEP)
 INT: --
 Sacks: --
 FF: 1 (at UTEP)



90 **KAGHEN ROACH**
SO • DL • 6-5 • 270
Celina, TX
Blinn College

CAREER GAME HIGHS

Tackles: 1 (4x, last vs. FIU, 2022)
 TFLS: --
 INT: --
 Sacks: --
 FF: --

• Played one season at Blinn College ... 2021 SWJCFC All-Conference pick ... spent the 2020 season at Army ... played the 2019 season at Fork Union Military Academy

2021 SEASON GAME HIGHS

Tackles: 1 (4x, last vs. FIU)
 TFLS: --
 INT: --
 Sacks: --
 FF: --



99 **CAM ROBERTSON**
FR • DL • 6-4 • 238
Plano, TX
Plano HS

CAREER GAME HIGHS

Tackles: 3 (at Memphis, 2022)
 TFLS: 1.0 (2x, last at UAB, 2022)
 Sacks: 1.0 (vs. LA Tech, 2022)
 QBH: 3 (vs. FIU, 2022)
 FF: 1 (vs. LA Tech, 2022)

• Made collegiate debut vs. UTEP ... career-best three tackles at Memphis ... first career sack and forced fumble vs. LA Tech ... three hurries vs. FIU

2021 SEASON GAME HIGHS

Tackles: 3 (at Memphis)
 TFLS: 1.0 (2x, last at UAB, 2022)
 Sacks: 1.0 (vs. LA Tech)
 QBH: 3 (vs. FIU)
 FF: 1 (vs. LA Tech)

NORTH TEXAS FOOTBALL 2022

OVERALL: 7-5 (HOME 5-1, ROAD 2-3, NEUTRAL 0-0) | C-USA: 6-2 (HOME 4-0, ROAD 2-2, NEUTRAL 0-0)

Team Results

Date	Opponent	Score	Att.
* 08/27/2022	at UTEP	W 31-13	45971
09/03/2022	SMU	L 10-48	25306
09/10/2022	Texas Southern	W 59-27	15984
09/17/2022	at UNLV	L 27-58	19623
09/24/2022	at Memphis	L 34-44	23203
* 10/01/2022	Fla. Atlantic	W 45-28	18274
* 10/15/2022	Louisiana Tech	W 47-27	16590
* 10/22/2022	at UTSA	L 27-31	27122
* 10/29/2022	at Western Ky.	W 40-13	17194
* 11/05/2022	FIU	W 52-14	22308
* 11/12/2022	at UAB	L 21-41	18504
* 11/26/2022	Rice	W 21-17	15688

Game Records

Record	Overall	Home	Away	Neutral
ALL GAMES	7-5	5-1	2-4	0-0
CONFERENCE	6-2	4-0	2-2	0-0
NON-CONFERENCE	1-3	1-1	0-2	0-0

Rushing

Player	gp	att	gain	loss	net	avg	td	lg	avg/g
Ayo Adeyi	10	86	696	6	690	8.0	4	92	69.0
Oscar Adaway III	9	118	611	28	583	4.9	5	35	64.8
Ikaika Ragsdale	11	104	566	13	553	5.3	4	42	50.3
Isaiah Johnson	9	52	246	3	243	4.7	2	28	27.0
Kaylon Horton	11	6	102	2	100	16.7	2	66	9.1
Stone Earle	3	16	90	0	90	5.6	1	28	30.0
Preston Landis	1	8	60	0	60	7.5	1	15	60.0
BK Jackson	5	10	52	0	52	5.2	0	13	10.4
Qualon Farrar	3	10	52	3	49	4.9	0	19	16.3
Austin Aune	12	39	124	84	40	1.0	1	16	3.3
Jake Roberts	12	1	10	0	10	10.0	0	10	0.8
Jordan Smart	9	1	4	0	4	4.0	0	4	0.4
Roderic Burns	12	1	3	0	3	3.0	0	3	0.3
Grant Gunnell	2	1	0	5	-5	-5.0	0	0	-2.5
Team	12	7	0	22	-22	-3.1	0	0	-1.8
Total	12	461	2616	166	2450	5.3	20	92	204.2
Opponents	12	475	2447	225	2222	4.7	21	59	185.2

Passing

Player	gp	effic	comp-att-int	pct	yds	td	lg	avg/g
Austin Aune	12	155.1	201-350-11	57.4	3115	31	70	259.6
Grant Gunnell	2	92.2	4-9-1	44.4	75	0	34	37.5
Stone Earle	3	125.4	3-4-0	75.0	24	0	14	8.0
Damon Ward	12	0.0	0-1-0	0.0	0	0	0	0.0
Team	12	0.0	0-2-0	0.0	0	0	0	0.0
Total	12	152.0	208-366-12	56.8	3214	31	70	267.8
Opponents	12	135.2	263-427-8	61.6	3188	19	75	265.7

Receiving

Player	gp	no.	yds	avg	td	lg	avg/g
Roderic Burns	12	36	644	17.9	1	70	53.7
Var'Keyes Gumms	12	31	438	14.1	5	54	36.5
Damon Ward	12	23	311	13.5	3	56	25.9
Jake Roberts	12	23	342	14.9	2	70	28.5
Jyaire Shorter	11	20	550	27.5	9	58	50.0
Jordan Smart	9	17	232	13.6	1	45	25.8
Ikaika Ragsdale	11	15	109	7.3	3	26	9.9
Ja'Mori Maclin	12	15	360	24.0	2	53	30.0
Isaiah Johnson	9	8	44	5.5	2	13	4.9
Kaylon Horton	11	7	73	10.4	1	28	6.6
Oscar Adaway III	9	5	29	5.8	1	11	3.2
Tommy Bush	10	3	34	11.3	1	15	3.4
Bryson Jackson	5	2	20	10.0	0	12	4.0
Ayo Adeyi	10	2	12	6.0	0	9	1.2
Zhigilil McMillan	11	1	16	16.0	0	16	1.5
Total	12	208	3214	15.5	31	70	267.8
Opponents	12	263	3188	12.1	19	75	265.7

Team Statistics

	UNT	OPP
First Downs	265	274
Rushing	110	123
Passing	136	137
Penalty	19	14
Rushing Yardage	2450	2222
Rushing attempts	461	475
Average per rush	5.3	4.7
Average per game	204.2	185.2
TDs Rushing	20	21
Passing Yardage	3214	3188
Comp-Att-Int	208-366-12	263-427-8
Average per pass	8.8	7.5
Average per catch	15.5	12.1
Average per game	267.8	265.7
TDs Passing	31	19
Total offense	5664	5410
Average per play	6.8	6.0
Average per game	472.0	450.8
Kick returns: #-Yards	32-695	16-347
Punt returns: #-Yards	10-45	12-32
Int returns: #-Yards	8-149	12-287
Fumbles-Lost	10-6	15-8
Penalties-Yards	60-512	68-644
Punts-Avg	47-39.1	50-44.0
Time of possession / game	27:19	32:02
3rd-down conversion	70/161	87/189
4rd-down conversion	9/17	13/25
PAT-attempts	(51-53) 96%	(44-45) 98%
2-point conversion-attempts	(0-0) 0%	(0-0) 0%

Interceptions

Player	no.	yds	avg	td	lg
Ridge Texada	3	124	41.3	1	60
Logan Wilson	2	14	7.0	0	11
Kevin Wood	1	8	8.0	0	8
Quinn Whitlock	1	3	3.0	0	3
KD Davis	1	0	0.0	0	0
Total	8	149	18.6	1	60
Opponents	12	287	23.9	5	75

NORTH TEXAS FOOTBALL 2022

OVERALL: 7-5 (HOME 5-1, ROAD 2-3, NEUTRAL 0-0) | C-USA: 6-2 (HOME 4-0, ROAD 2-2, NEUTRAL 0-0)

Field Goals

Player	fg	pct.	01-19	20-29	30-39	40-49	50-99	lg	blk
Ethan Mooney	15-18	83.3	0-0	6-6	5-6	4-6	0-0	49	2
Opponents	15-21	71.4	0-0	6-7	7-8	2-6	0-0	46	0

Scoring

Player	td	fg	PAT				dxp	saf	pts
			kick	rush	rcv	pass			
Ethan Mooney	-	15-18	48-49	-	-	-	-	-	93
Jyaire Shorter	9	-	-	-	-	-	-	-	54
Ikaika Ragsdale	7	-	-	-	-	-	-	-	42
Oscar Adaway III	6	-	-	-	-	-	-	-	36
Var'Keyes Gumms	5	-	-	-	-	-	-	-	30
Ayo Adeyi	4	-	-	-	-	-	-	-	24
Isaiah Johnson	4	-	-	-	-	-	-	-	24
Kaylon Horton	4	-	-	-	-	-	-	-	24
Damon Ward	3	-	-	-	-	-	-	-	18
Jake Roberts	2	-	-	-	-	-	-	-	12
Ja'Mori Maclin	2	-	-	-	-	-	-	-	12
Austin Aune	1	-	-	-	-	-	-	-	6
Tommy Bush	1	-	-	-	-	-	-	-	6
Stone Earle	1	-	-	-	-	-	-	-	6
Jordan Smart	1	-	-	-	-	-	-	-	6
Ridge Texada	1	-	-	-	-	-	-	-	6
Roderic Burns	1	-	-	-	-	-	-	-	6
Preston Landis	1	-	-	-	-	-	-	-	6
Chris Cayton	-	-	3-4	-	-	-	-	-	3
Total	53	15-18	51-53	0	0	0	0	0	414
Opponents	45	15-21	44-45	0	0	0	0	1	361

Score by Periods

Team	1st	2nd	3rd	4th	OT	TOT
North Texas	105	158	63	88	0	414
Opponents	63	140	62	96	0	361

Punting

Player	no.	yds	avg	lg	tb	fc	i20	50+	blk
Bernardo Rodriguez	45	1814	40.3	54	0	27	16	4	0
Team	2	23	11.5	0	0	0	0	0	2
Total	47	1837	39.1	54	0	27	16	4	2
Opponents	50	2202	44.0	64	3	16	19	13	0

Punt Returns

Player	no.	yds	avg	td	lg
Roderic Burns	10	45	4.5	0	10
Total	10	45	4.5	0	10
Opponents	12	32	2.7	0	16

Kick Returns

Player	no.	yds	avg	td	lg
Kaylon Horton	22	547	24.9	1	99
Ja'Mori Maclin	3	62	20.7	0	28
Jordan Smart	3	46	15.3	0	18
Christian Lee	1	4	4.0	0	4
Isaiah Johnson	1	12	12.0	0	12
Bryson Jackson	1	12	12.0	0	12
Xzavior Kautai	1	12	12.0	0	12
Total	32	695	21.7	1	99
Opponents	16	347	21.7	0	48

All Purpose

Player	g	rush	rcv	pr	kr	ir	total	avg/g
Kaylon Horton	11	100	73	0	547	0	720	65.5
Ayo Adeyi	10	690	12	0	0	0	702	70.2
Roderic Burns	12	3	644	45	0	0	692	57.7
Ikaika Ragsdale	11	553	109	0	0	0	662	60.2
Oscar Adaway III	9	583	29	0	0	0	612	68.0
Jyaire Shorter	11	0	550	0	0	0	550	50.0
Var'Keyes Gumms	12	0	438	0	0	0	438	36.5
Ja'Mori Maclin	12	0	360	0	62	0	422	35.2
Jake Roberts	12	10	342	0	0	0	352	29.3
Damon Ward	12	0	311	0	0	0	311	25.9
Isaiah Johnson	9	243	44	0	12	0	299	33.2
Jordan Smart	9	4	232	0	46	0	282	31.3
Ridge Texada	12	0	0	0	0	124	124	10.3
Stone Earle	3	90	0	0	0	0	90	30.0
Preston Landis	1	60	0	0	0	0	60	60.0
BK Jackson	5	52	0	0	0	0	52	10.4
Qualon Farrar	3	49	0	0	0	0	49	16.3
Austin Aune	12	40	0	0	0	0	40	3.3
Tommy Bush	10	0	34	0	0	0	34	3.4
Bryson Jackson	5	0	20	0	12	0	32	6.4
Zhigilil McMillan	11	0	16	0	0	0	16	1.5
Logan Wilson	12	0	0	0	0	14	14	1.2
Xzavior Kautai	10	0	0	0	12	0	12	1.2
Kevin Wood	7	0	0	0	0	8	8	1.1
Christian Lee	7	0	0	0	4	0	4	0.6
Quinn Whitlock	11	0	0	0	0	3	3	0.3
Grant Gunnell	2	-5	0	0	0	0	-5	-2.5
Total	12	2450	3214	45	695	149	6553	546.1
Opponents	12	2222	3188	32	347	287	6076	506.3

Total Offense

Player	g	plays	rush	pass	total	avg/g
Austin Aune	12	389	40	3115	3155	262.9
Ayo Adeyi	10	86	690	0	690	69.0
Oscar Adaway III	9	118	583	0	583	64.8
Ikaika Ragsdale	11	104	553	0	553	50.3
Isaiah Johnson	9	52	243	0	243	27.0
Stone Earle	3	20	90	24	114	38.0
Kaylon Horton	11	6	100	0	100	9.1
Grant Gunnell	2	10	-5	75	70	35.0
Preston Landis	1	8	60	0	60	60.0
BK Jackson	5	10	52	0	52	10.4
Qualon Farrar	3	10	49	0	49	16.3
Jake Roberts	12	1	10	0	10	0.8
Jordan Smart	9	1	4	0	4	0.4
Roderic Burns	12	1	3	0	3	0.3
Total	12	827	2450	3214	5664	472.0
Opponents	12	902	2222	3188	5410	450.8

NORTH TEXAS FOOTBALL 2022

OVERALL: 7-5 (HOME 5-1, ROAD 2-3, NEUTRAL 0-0) | C-USA: 6-2 (HOME 4-0, ROAD 2-2, NEUTRAL 0-0)

Team Defense

##	Player	gp	Tackles				tfl/yds	Sacks	Pass defense			Fumbles		blkd	
			ua	a	tot	no-yds		int-yds	brup	qbh	fr-yds	ff	kick	saf	
1	KD Davis	12	63	55	118	3-15	1-12	1-0	1	4	.	1	.	.	
3	Larry Nixon III	12	39	48	87	1-7	1-7	.	.	4	
44	Mazin Richards	12	51	23	74	10.5-62	7.5-50	.	.	5	
25	Sean-Thomas Faulkner	12	34	38	72	1-3	.	.	3	.	1-0	.	.	.	
7	Quinn Whitlock	11	27	26	53	4-11	.	1-3	4	3	
2	DeShawn Gaddie	11	32	15	47	.	.	.	10	3	1-0	1	.	.	
21	Kevin Wood	7	21	24	45	1.5-9	1-8	1-8	1	3	
51	Fatafehi Vailea	12	12	25	37	1.5-7	0.5-5	.	.	1	.	1	.	.	
13	Logan Wilson	12	22	15	37	.	.	2-14	5	.	1-0	1	.	.	
26	Ridge Texada	12	32	5	37	2-8	.	3-124	15	
19	Jordan Brown	12	19	15	34	3-12	1-5	
5	Tom Trieb	10	21	9	30	6.5-17	0.5-5	.	.	1	1-0	.	.	.	
10	Roderick Brown	12	13	16	29	4-25	4-25	.	.	1	
22	Keelan Crosby	10	15	11	26	
42	Sifa Leota	12	8	12	20	4.5-14	2.5-11	.	.	5	.	1	.	.	
45	Kadren Johnson	11	7	11	18	3.5-27	3.5-27	.	.	1	.	1	.	.	
95	Kortlin Rausaw	12	8	9	17	1.5-4	0.5-4	.	.	.	1-0	.	.	.	
36	Jaylen Smith	12	7	8	15	2-2	
99	Cam Robertson	12	8	6	14	2.5-8	1-5	.	1	5	.	1	.	.	
24	Zahodri Jackson	10	7	3	10	
27	Harold West	10	6	3	9	
9	Enoch Jackson	9	4	3	7	1-1	1-1	.	.	2	1-0	.	.	.	
20	Alphie Guillory	12	2	5	7	
6	Loronzo Thompson	12	3	4	7	
15	Carson Kropp	12	1	4	5	
90	Kaghen Roach	12	1	3	4	
32	Sele Selefuti	4	1	3	4	1-1	
8	John Davis	1	2	1	3	.	.	.	1	
11	Patrick Smith	4	.	2	2	
31	Robert Johnson	5	2	.	2	
96	Ta'Shoyn Johnson	1	1	.	1	
35	Chris Wright	2	1	.	1	
17	Grant Gunnell	2	1	.	1	
34	Bryce Drummond	10	1	.	1	
15	Jordan Smart	9	.	1	1	
0	Ethan Mooney	12	1	.	1	
39	Ayo Adeyi	10	1	.	1	
5	Tommy Bush	10	1	.	1	
23	Bryce Linder	4	.	1	1	
87	Jake Roberts	12	1	.	1	
9	Ja'Mori Maclin	12	1	.	1	1	.	.	
6	Ikaika Ragsdale	11	1-0	.	.	.	
14	Roderic Burns	12	1-0	.	.	.	
Totals		12	477	404	881	54-233	25-165	8-149	41	38	8-0	8	0	0	
Opponents		12	474	300	774	49-157	11-71	12-287	44	30	6-14	5	6	1	

NORTH TEXAS FOOTBALL 2022

OVERALL: 7-5 (HOME 5-1, ROAD 2-3, NEUTRAL 0-0) | C-USA: 6-2 (HOME 4-0, ROAD 2-2, NEUTRAL 0-0)

15-YARD PLUS PLAYS

Yds	Type	Player(s)	Opponent
99*	KR	Horton, Kaylon	UNLV
92*	Rush	Adeyi, Ayo	Louisiana Tech
70	Pass	Roberts, Jake from Aune, Austin	FIU
70*	Pass	Burns, Roderic from Aune, Austin	Texas Southern
66*	Rush	Horton, Kaylon	Louisiana Tech
60	INT	Texada, Ridge	Fla. Atlantic
59*	Rush	Adeyi, Ayo	Texas Southern
58*	INT	Texada, Ridge	Fla. Atlantic
58	Pass	Shorter, Jyaire from Aune, Austin	UTSA
57*	Pass	Shorter, Jyaire from Aune, Austin	FIU
56*	Pass	Ward, Damon from Aune, Austin	Western Ky.
54*	Pass	Gumms, Var'Keye from Aune, Austin	UNLV
54	Pass	Burns, Roderic from Aune, Austin	UTSA
53	Pass	Shorter, Jyaire from Aune, Austin	UAB
53	Rush	Adeyi, Ayo	Fla. Atlantic
53	Pass	Maclin, Ja'Mori from Aune, Austin	SMU
52	Pass	Maclin, Ja'Mori from Aune, Austin	Western Ky.
51*	Pass	Shorter, Jyaire from Aune, Austin	Louisiana Tech
46	Pass	Gumms, Var'Keye from Aune, Austin	UTSA
45*	Pass	Smart, Jordan from Aune, Austin	FIU
45*	Pass	Shorter, Jyaire from Aune, Austin	Rice
44*	Pass	Gumms, Var'Keye from Aune, Austin	UTSA
42	Rush	Ragsdale, Ikaik	Louisiana Tech
41	Rush	Adeyi, Ayo	Texas Southern
41	Pass	Shorter, Jyaire from Aune, Austin	UNLV
41*	Pass	Maclin, Ja'Mori from Aune, Austin	Memphis
41	Pass	Burns, Roderic from Aune, Austin	UTEP
40	KR	Horton, Kaylon	Memphis
39*	Rush	Adeyi, Ayo	Western Ky.
38	KR	Horton, Kaylon	Texas Southern
36	Pass	Burns, Roderic from Aune, Austin	UNLV
36	Rush	Ragsdale, Ikaik	Rice
35*	Rush	Adaway III, Osc	SMU
35*	Pass	Shorter, Jyaire from Aune, Austin	FIU
35*	Pass	Maclin, Ja'Mori from Aune, Austin	Texas Southern
34	Pass	Maclin, Ja'Mori from Gunnell, Grant	Texas Southern
34	Pass	Maclin, Ja'Mori from Aune, Austin	FIU
34	Pass	Burns, Roderic from Aune, Austin	FIU
34	Pass	Maclin, Ja'Mori from Aune, Austin	Memphis
34	Pass	Burns, Roderic from Aune, Austin	Fla. Atlantic
33	Pass	Gumms, Var'Keye from Gunnell, Grant	SMU
33	Rush	Adeyi, Ayo	FIU
32	Rush	Adaway III, Osc	Louisiana Tech
32	Pass	Burns, Roderic from Aune, Austin	UNLV
30	Rush	Ragsdale, Ikaik	UAB
29	Pass	Roberts, Jake from Aune, Austin	SMU
29	Pass	Smart, Jordan from Aune, Austin	Louisiana Tech
28	Rush	Johnson, Isaiah	Louisiana Tech
28	KR	Horton, Kaylon	UAB
28	Pass	Smart, Jordan from Aune, Austin	Memphis
28	KR	Maclin, Ja'Mori	UAB
28*	Pass	Horton, Kaylon from Aune, Austin	Western Ky.
28	Pass	Burns, Roderic from Aune, Austin	Fla. Atlantic
28	Rush	Earle, Stone	FIU
26	Pass	Ragsdale, Ikaik from Aune, Austin	Rice
26	KR	Horton, Kaylon	Western Ky.
26	Pass	Shorter, Jyaire from Aune, Austin	UNLV
26*	Pass	Shorter, Jyaire from Aune, Austin	Texas Southern
25	Pass	Smart, Jordan from Aune, Austin	Memphis
25*	Pass	Shorter, Jyaire from Aune, Austin	Fla. Atlantic
25	KR	Horton, Kaylon	FIU
25	Pass	Burns, Roderic from Aune, Austin	Western Ky.
25*	Pass	Shorter, Jyaire from Aune, Austin	Fla. Atlantic
25	Rush	Ragsdale, Ikaik	Rice
24	Pass	Roberts, Jake from Aune, Austin	Louisiana Tech
24	Pass	Horton, Kaylon from Aune, Austin	Memphis
23	Rush	Johnson, Isaiah	Rice
23	Pass	Smart, Jordan from Aune, Austin	FIU
23	KR	Horton, Kaylon	Memphis
23	KR	Horton, Kaylon	Fla. Atlantic
23	Pass	Roberts, Jake from Aune, Austin	UTEP
22	Pass	Ward, Damon from Aune, Austin	Texas Southern
22	KR	Horton, Kaylon	Memphis
21	Rush	Adaway III, Osc	Louisiana Tech
21	Pass	Shorter, Jyaire from Aune, Austin	SMU
21	KR	Horton, Kaylon	SMU

* touchdown scored on play

LONG PLAYS BY THE NUMBERS

Long Plays By Yards	No.	TD
100+	0	0
90-99	2	2
80-89	0	0
70-79	2	1
60-69	2	1
50-59	12	6
40-49	10	4
30-39	17	4
20-29	46	6

Long Plays By Type

Long Plays By Type	No.	TD
Rushing	21	5
Passing	53	17
Punt returns	0	0
Kick returns	15	1
Interceptions	2	1
Fumble returns	0	0
Other	0	0
TOTAL	91	24

15-YARD PLUS BY PLAYER

Player	No.	TD	R	P	KR	PR	IR	FR
Horton, Kaylon	21	3	2	2	17	0	0	0
Burns, Roderic	19	1	0	19	0	0	0	0
Shorter, Jyaire	15	8	0	15	0	0	0	0
Adaway III, Osc	13	1	13	0	0	0	0	0
Adeyi, Ayo	10	3	10	0	0	0	0	0
Maclin, Ja'Mori	10	2	0	8	2	0	0	0
Gumms, Var'Keye	9	3	0	9	0	0	0	0
Smart, Jordan	9	1	0	7	2	0	0	0
Ragsdale, Ikaik	9	0	7	2	0	0	0	0
Ward, Damon	7	2	0	7	0	0	0	0
Roberts, Jake	7	1	0	7	0	0	0	0
Johnson, Isaiah	3	0	3	0	0	0	0	0
Texada, Ridge	2	1	0	0	0	0	2	0
Aune, Austin	2	0	2	0	0	0	0	0
Horton, Kaylon	2	0	0	0	2	0	0	0
Farrar, Qualon	1	0	1	0	0	0	0	0
Earle, Stone	1	0	1	0	0	0	0	0
McMillan, Zhig	1	0	0	1	0	0	0	0
Landis, Preston	1	0	1	0	0	0	0	0
Bush, Tommy	1	0	0	1	0	0	0	0
TOTAL	143	26	40	78	23	0	2	0

LONGEST PLAYS OF THE YEAR

Rushing

92 Adeyi, Ayo vs Louisiana Tech (10/15/2022)

Rushing Touchdown

92 Adeyi, Ayo vs Louisiana Tech (10/15/2022)

Passing

70 Burns, Roderic from Aune, Austin vs Texas Southern (9/10/2022)

70 Roberts, Jake from Aune, Austin vs FIU (11/5/2022)

Passing Touchdown

70 Burns, Roderic from Aune, Austin vs Texas Southern (9/10/2022)

Punt Return

10 Burns, Roderic vs Texas Southern (9/10/2022)

Kick Return

99 Horton, Kaylon vs UNLV (9/17/2022)

Interception Return

60 Texada, Ridge vs Fla. Atlantic (10/1/2022)

Fumble Return

3 Wilson, Logan vs FIU (11/5/2022)

Punt

54 Rodriguez, Bern vs Memphis (9/24/2022)

Field Goal

49 Mooney, Ethan vs UTSA (10/22/2022)

NORTH TEXAS FOOTBALL 2022

OVERALL: 7-5 (HOME 5-1, ROAD 2-3, NEUTRAL 0-0) | C-USA: 6-2 (HOME 4-0, ROAD 2-2, NEUTRAL 0-0)

Date	Opponent	Rushing				Receiving				Passing				Kick Returns				Punt Returns				tot off		
		no.	yds	td	lg	no.	yds	td	lg	cmp	att	int	yds	td	lg	no.	yds	td	lg	no.	yds		td	lg
08/27/2022	at UTEP	41	163	1	21	16	236	3	41	16	29	0	236	3	41	1	12	0	12	1	4	0	4	399
09/03/2022	SMU	47	202	1	35	16	220	0	53	16	34	2	220	0	53	3	44	0	21	0	0	0	0	422
09/10/2022	Texas Southern	48	348	4	59	13	259	4	70	13	24	1	259	4	70	4	84	0	38	3	26	0	10	607
09/17/2022	at UNLV	39	169	0	16	17	305	2	54	17	30	2	305	2	54	1	99	1	99	1	3	0	3	474
09/24/2022	at Memphis	30	102	1	21	27	371	3	41	27	50	2	371	3	41	5	118	0	40	2	6	0	6	473
10/01/2022	Fla. Atlantic	51	300	2	53	15	181	3	34	15	21	1	181	3	34	5	81	0	23	1	5	0	5	481
10/15/2022	Louisiana Tech	47	475	4	92	11	196	2	51	11	21	1	196	2	51	1	14	0	14	0	0	0	0	671
10/22/2022	at UTSA	21	22	0	5	15	325	3	58	15	31	1	325	3	58	3	46	0	20	1	1	0	1	347
10/29/2022	at Western Ky.	36	196	2	39	22	345	3	56	22	30	0	345	3	56	2	41	0	26	0	0	0	0	541
11/05/2022	FIU	42	209	2	33	25	414	5	70	25	35	2	414	5	70	3	58	0	25	1	0	0	0	623
11/12/2022	at UAB	29	105	2	30	15	159	1	53	15	32	0	159	1	53	2	56	0	28	0	0	0	0	264
11/26/2022	Rice	30	159	1	36	16	203	2	45	16	29	2	203	2	45	2	42	0	21	0	0	0	0	362
North Texas		461	2450	20	92	208	3214	31	70	208	366	12	3214	31	70	32	695	1	99	10	45	0	10	5664
Opponents		475	2222	21	59	263	3188	19	75	263	427	8	3188	19	75	16	347	0	48	12	32	0	16	5410

North Texas Averages

Games	Avg/ rush	Avg/ catch	Pass effic	KR avg	PR avg	All purpose avg/game	Total offense avg/game
12	5.3	15.5	152.0	21.7	4.5	546.1	472.0

Date	Opponent	Tackles			Sacks	Fumble	Pass Defense			blkd	PAT attempts			off				
		ua	a total	tfl-yds	no-yds	ff fr-yds	int-yds	qbh	brup	kick	kick	rush	rcv	saf	t/o	pts		
08/27/2022	at UTEP	40	18	58	2.0-7	1-5	1	1-0	0-0	8	5	0	4-4	0	0	0	7	31
09/03/2022	SMU	40	22	62	4.0-18	1-10	1	2-0	0-0	1	1	0	1-1	0	0	0	3	10
09/10/2022	Texas Southern	37	44	81	5.0-19	2-15	1	1-0	0-0	8	0	0	8-8	0	0	0	7	59
09/17/2022	at UNLV	42	44	86	3.0-9	1-6	0	0-0	0-0	0	0	0	3-3	0	0	0	0	27
09/24/2022	at Memphis	40	30	70	5.0-23	3-14	1	0-0	1-3	3	4	0	4-4	0	0	0	0	34
10/01/2022	Fla. Atlantic	32	28	60	4.0-20	1-10	0	0-0	2-118	4	10	0	6-6	0	0	0	14	45
10/15/2022	Louisiana Tech	44	30	74	8.0-40	7-39	1	0-0	0-0	3	6	0	5-6	0	0	0	0	47
10/22/2022	at UTSA	47	56	103	7.0-38	4-28	0	0-0	1-6	2	2	0	3-3	0	0	0	3	27
10/29/2022	at Western Ky.	43	30	73	5.0-24	2-17	1	1-0	1-11	3	8	0	4-5	0	0	0	10	40
11/05/2022	FIU	41	14	55	2.0-2	0-0	1	1-0	2-11	5	3	0	7-7	0	0	0	14	52
11/12/2022	at UAB	41	36	77	3.0-9	1-7	1	1-0	0-0	0	1	0	3-3	0	0	0	7	21
11/26/2022	Rice	30	52	82	6.0-24	2-14	0	1-0	1-0	1	1	0	3-3	0	0	0	0	21
North Texas		477	404	881	54.0-233	25-165	8	8-0	8-149	38	41	0	51-53	0	0	0	65	414
Opponents		474	300	774	49.0-157	11-71	5	6-14	12-287	30	44	6	44-45	0	0	1	73	361

Date	Opponent	Punting								Field Goals			Kickoffs					
		no.	yds	avg	long	blkd	tb	fc	50+	i20	md-att	long	blkd	no.	yds	avg	tb	ob
08/27/2022	at UTEP	3	102	34.0	40	0	0	3	0	2	1-1	28	0	6	388	64.7	5	0
09/03/2022	SMU	4	166	41.5	45	0	0	4	0	1	1-2	33	1	3	194	64.7	2	0
09/10/2022	Texas Southern	2	80	40.0	44	0	0	1	0	2	1-1	43	0	10	650	65.0	10	0
09/17/2022	at UNLV	2	30	15.0	30	1	0	0	0	0	2-2	31	0	6	375	62.5	4	0
09/24/2022	at Memphis	8	329	41.1	54	0	0	6	1	3	2-2	36	0	6	339	56.5	2	1
10/01/2022	Fla. Atlantic	5	204	40.8	43	0	0	4	0	0	1-1	43	0	8	507	63.4	5	1
10/15/2022	Louisiana Tech	2	86	43.0	45	0	0	0	0	0	2-2	30	0	9	570	63.3	6	0
10/22/2022	at UTSA	5	196	39.2	48	1	0	3	0	1	2-2	49	0	6	390	65.0	6	0
10/29/2022	at Western Ky.	5	203	40.6	50	0	0	2	1	3	2-2	39	0	7	439	62.7	5	0
11/05/2022	FIU	2	102	51.0	52	0	0	0	2	0	1-1	29	0	9	580	64.4	6	0
11/12/2022	at UAB	3	107	35.7	45	0	0	2	0	3	0-1	0	0	4	260	65.0	4	0
11/26/2022	Rice	6	232	38.7	40	0	0	2	0	1	0-1	0	1	4	244	61.0	1	0
North Texas		47	1837	39.1	54	2	0	27	4	16	15-18	49	2	78	4936	63.3	56	2
Opponents		50	2202	44.0	64	0	3	16	13	19	15-21	46	0	72	4073	56.6	29	0

NORTH TEXAS FOOTBALL 2022

OVERALL: 7-5 (HOME 5-1, ROAD 2-3, NEUTRAL 0-0) | C-USA: 6-2 (HOME 4-0, ROAD 2-2, NEUTRAL 0-0)

Date	Opponent	Rushing				Receiving				Passing				Kick Returns				Punt Returns				tot off
		no.	yds	td	lg	no.	yds	td	lg	cmp-att-int	yds	td	lg	no.	yds	td	lg	no.	yds	td	lg	
08/27/2022	at UTEP	30	107	0	14	21	293	1	49	21-48-0	293	1	49	1	22	0	22	0	0	0	0	400
09/03/2022	SMU	32	150	2	16	25	426	4	75	25-34-0	426	4	75	1	48	0	48	1	-2	0	0	576
09/10/2022	Texas Southern	47	219	2	39	19	239	1	28	19-29-0	239	1	28	0	0	0	0	0	0	0	0	458
09/17/2022	at UNLV	51	365	5	59	21	211	2	30	21-27-0	211	2	30	2	48	0	34	0	0	0	0	576
09/24/2022	at Memphis	44	191	2	30	19	141	2	18	19-29-1	141	2	18	3	81	0	43	2	16	0	16	332
10/01/2022	Fla. Atlantic	29	137	1	18	26	295	2	35	26-50-2	295	2	35	1	12	0	12	1	-1	0	0	432
10/15/2022	Louisiana Tech	38	80	1	16	26	424	2	74	26-37-0	424	2	74	2	22	0	15	0	0	0	0	504
10/22/2022	at UTSA	54	257	2	22	27	238	2	33	27-40-1	238	2	33	0	0	0	0	1	2	0	2	495
10/29/2022	at Western Ky.	30	146	0	15	29	320	1	52	29-49-1	320	1	52	2	42	0	23	1	-3	0	0	466
11/05/2022	FIU	25	113	1	23	22	145	0	39	22-39-2	145	0	39	3	51	0	21	2	11	0	8	258
11/12/2022	at UAB	51	271	4	37	15	227	1	75	15-23-0	227	1	75	0	0	0	0	1	-4	0	0	498
11/26/2022	Rice	44	186	1	33	13	229	1	48	13-22-1	229	1	48	1	21	0	21	3	13	0	10	415
Opponents		475	2222	21	59	263	3188	19	75	263-427-8	3188	19	75	16	347	0	48	12	32	0	16	5410
North Texas		461	2450	20	92	208	3214	31	70	208-366-12	3214	31	70	32	695	1	99	10	45	0	10	5664

Opponents Averages

Games	Avg/ rush	Avg/ catch	Pass effic	KR avg	PR avg	All purpose avg/game	Total offense avg/game
12	4.7	12.1	135.2	21.7	2.7	506.3	450.8

Date	Opponent	Tackles			Sacks	Fumble	Pass Defense			blkd	PAT attempts			off				
		ua	a total	tfl-yds	no-yds	ff fr-yds	int-yds	qbh	brup	kick	kick	rush	rcv	saf	t/o	pts		
08/27/2022	at UTEP	40	24	64	7.0-15	0-0	0	1-0	0-0	2	2	0	1-1	0	0	0	3	13
09/03/2022	SMU	44	36	80	7.0-30	1-5	1	1-0	2-28	6	6	1	6-6	0	0	0	21	48
09/10/2022	Texas Southern	50	18	68	2.0-5	0-0	0	0-0	1-20	2	1	0	3-3	0	0	0	0	27
09/17/2022	at UNLV	37	36	73	3.0-12	1-10	0	0-0	2-20	0	2	1	8-8	0	0	1	7	58
09/24/2022	at Memphis	40	22	62	6.0-21	2-15	0	1-0	2-76	6	7	0	5-6	0	0	0	21	44
10/01/2022	Fla. Atlantic	53	20	73	3.0-5	2-4	2	1-14	1-64	0	1	0	4-4	0	0	0	7	28
10/15/2022	Louisiana Tech	42	20	62	2.0-9	0-0	1	0-0	1-0	1	1	1	3-3	0	0	0	0	27
10/22/2022	at UTSA	21	32	53	5.0-17	2-11	0	0-0	1-0	5	8	1	4-4	0	0	0	7	31
10/29/2022	at Western Ky.	43	20	63	4.0-11	1-7	0	0-0	0-0	2	1	1	1-1	0	0	0	0	13
11/05/2022	FIU	46	20	66	5.0-9	0-0	0	1-0	2-79	1	2	0	2-2	0	0	0	7	14
11/12/2022	at UAB	29	28	57	5.0-23	2-19	1	1-0	0-0	3	8	0	5-5	0	0	0	0	41
11/26/2022	Rice	29	24	53	0.0-0	0-0	0	0-0	0-0	2	5	1	2-2	0	0	0	0	17
Opponents		474	300	774	49.0-157	11-71	5	6-14	12-287	30	44	6	44-45	0	0	1	73	361
North Texas		477	404	881	54.0-233	25-165	8	8-0	8-149	38	41	0	51-53	0	0	0	65	414

Date	Opponent	Punting									Field Goals			Kickoffs				
		no.	yds	avg	long	blkd	tb	fc	50+	i20	md-att	long	blkd	no.	yds	avg	tb	ob
08/27/2022	at UTEP	1	45	45.0	45	0	0	0	0	1	2-3	29	0	4	260	65.0	3	0
09/03/2022	SMU	4	183	45.8	61	0	0	2	1	2	2-2	39	0	9	551	61.2	6	0
09/10/2022	Texas Southern	5	184	36.8	45	0	1	0	0	0	2-2	39	0	7	374	53.4	2	0
09/17/2022	at UNLV	4	184	46.0	54	0	0	1	2	3	0-0	0	0	9	487	54.1	4	0
09/24/2022	at Memphis	8	400	50.0	62	0	0	3	4	3	1-1	36	0	8	487	60.9	3	0
10/01/2022	Fla. Atlantic	6	259	43.2	49	0	1	1	0	2	0-1	0	0	5	255	51.0	0	0
10/15/2022	Louisiana Tech	4	165	41.3	57	0	0	3	1	2	2-2	46	0	6	386	64.3	5	0
10/22/2022	at UTSA	3	137	45.7	54	0	0	0	2	1	1-2	32	0	5	226	45.2	0	0
10/29/2022	at Western Ky.	4	184	46.0	57	0	1	1	1	1	2-3	43	0	4	259	64.8	2	0
11/05/2022	FIU	8	324	40.5	58	0	0	4	1	1	0-0	0	0	3	179	59.7	0	0
11/12/2022	at UAB	0	0	0.0	0	0	0	0	0	0	2-2	39	0	8	363	45.4	2	0
11/26/2022	Rice	3	137	45.7	64	0	0	1	1	3	1-3	24	0	4	246	61.5	2	0
Opponents		50	2202	44.0	64	0	3	16	13	19	15-21	46	0	72	4073	56.6	29	0
North Texas		47	1837	39.1	54	2	0	27	4	16	15-18	49	2	78	4936	63.3	56	2

NORTH TEXAS FOOTBALL 2022

OVERALL: 7-5 (HOME 5-1, ROAD 2-3, NEUTRAL 0-0) | C-USA: 6-2 (HOME 4-0, ROAD 2-2, NEUTRAL 0-0)

North Texas - Game Highs

RUSHES	51	Fla. Atlantic (10/01/2022)
YARDS RUSHING	475	Louisiana Tech (10/15/2022)
YARDS PER RUSH	10.1	Louisiana Tech (10/15/2022)
TD RUSHES	4	Louisiana Tech (10/15/2022)
	4	Texas Southern (09/10/2022)
PASS ATTEMPTS	50	at Memphis (09/24/2022)
PASS COMPLETIONS	27	at Memphis (09/24/2022)
YARDS PASSING	414	FIU (11/05/2022)
YARDS PER PASS	11.8	FIU (11/05/2022)
TD PASSES	5	FIU (11/05/2022)
TOTAL PLAYS	81	SMU (09/03/2022)
TOTAL OFFENSE	671	Louisiana Tech (10/15/2022)
YARDS PER PLAY	9.9	Louisiana Tech (10/15/2022)
POINTS	59	Texas Southern (09/10/2022)
SACKS BY	7	Louisiana Tech (10/15/2022)
FIRST DOWNS	34	Texas Southern (09/10/2022)
PENALTIES	9	Fla. Atlantic (10/01/2022)
PENALTY YARDS	69	Fla. Atlantic (10/01/2022)
TURNOVERS	3	FIU (11/05/2022)
	3	at Memphis (09/24/2022)
	3	SMU (09/03/2022)
PUNTS	8	at Memphis (09/24/2022)
PUNTING AVG	51.0	FIU (11/05/2022)
LONG PUNT	54	at Memphis (09/24/2022)
PUNTS INSIDE 20	3	at UAB (11/12/2022)
	3	at Western Ky. (10/29/2022)
	3	at Memphis (09/24/2022)
LONG PUNT RETURN	10	Texas Southern (09/10/2022)

NORTH TEXAS FOOTBALL 2022

OVERALL: 7-5 (HOME 5-1, ROAD 2-3, NEUTRAL 0-0) | C-USA: 6-2 (HOME 4-0, ROAD 2-2, NEUTRAL 0-0)

North Texas - Individual Game Highs

RUSHES	20	Oscar Adaway III vs SMU (09/03/2022)
YARDS RUSHING	135	Ayo Adeyi vs Texas Southern (09/10/2022)
TD RUSHES	2	Oscar Adaway III vs Texas Southern (09/10/2022)
LONG RUSH	92	Ayo Adeyi vs Louisiana Tech (10/15/2022)
PASS ATTEMPTS	49	Austin Aune at Memphis (09/24/2022)
PASS COMPLETIONS	27	Austin Aune at Memphis (09/24/2022)
YARDS PASSING	414	Austin Aune vs FIU (11/05/2022)
TD PASSES	5	Austin Aune vs FIU (11/05/2022)
LONG PASS	70	Austin Aune vs FIU (11/05/2022)
	70	Austin Aune vs Texas Southern (09/10/2022)
RECEPTIONS	6	Damon Ward at UAB (11/12/2022)
	6	Roderic Burns at UTSA (10/22/2022)
	6	Roderic Burns at Memphis (09/24/2022)
YARDS RECEIVING	139	Roderic Burns at UTSA (10/22/2022)
TD RECEPTIONS	3	Jyair Shorter vs Fla. Atlantic (10/01/2022)
LONG RECEPTION	70	Jake Roberts vs FIU (11/05/2022)
	70	Roderic Burns vs Texas Southern (09/10/2022)
PUNTS	8	Bernardo Rodriguez at Memphis (09/24/2022)
PUNTING AVG	51.0	Bernardo Rodriguez vs FIU (11/05/2022)
LONG PUNT	54	Bernardo Rodriguez at Memphis (09/24/2022)
PUNTS INSIDE 20	3	Bernardo Rodriguez at UAB (11/12/2022)
	3	Bernardo Rodriguez at Western Ky. (10/29/2022)
	3	Bernardo Rodriguez at Memphis (09/24/2022)
LONG PUNT RETURN	10	Roderic Burns vs Texas Southern (09/10/2022)
LONG KICKOFF RETURN	99	Kaylon Horton at UNLV (09/17/2022)
TACKLES	19	KD Davis vs Louisiana Tech (10/15/2022)
SACKS	3	Mazin Richards vs Louisiana Tech (10/15/2022)
TACKLES FOR LOSS	3	Mazin Richards vs Louisiana Tech (10/15/2022)

NORTH TEXAS FOOTBALL 2022

OVERALL: 7-5 (HOME 5-1, ROAD 2-3, NEUTRAL 0-0) | C-USA: 6-2 (HOME 4-0, ROAD 2-2, NEUTRAL 0-0)

3rd-Down Conversions

Date	Opponent	Score	Overall	1st Qtr	2nd Qtr	3rd Qtr	4th Qtr	Overtime
08/27/2022	at UTEP	W 31-13	6-12 50.0	2-4 50.0	2-2 100.0	2-2 100.0	0-4 0.0	0-0 0.0
09/03/2022	SMU	L 10-48	6-18 33.3	2-4 50.0	2-6 33.3	2-6 33.3	0-2 0.0	0-0 0.0
09/10/2022	Texas Southern	W 59-27	4-9 44.4	1-3 33.3	2-3 66.7	0-2 0.0	1-1 100.0	0-0 0.0
09/17/2022	at UNLV	L 27-58	3-11 27.3	1-3 33.3	2-5 40.0	0-2 0.0	0-1 0.0	0-0 0.0
09/24/2022	at Memphis	L 34-44	3-15 20.0	0-3 0.0	2-6 33.3	1-4 25.0	0-2 0.0	0-0 0.0
10/01/2022	Fla. Atlantic	W 45-28	4-12 33.3	0-1 0.0	1-3 33.3	2-3 66.7	1-5 20.0	0-0 0.0
10/15/2022	Louisiana Tech	W 47-27	5-12 41.7	1-2 50.0	1-4 25.0	3-4 75.0	0-2 0.0	0-0 0.0
10/22/2022	at UTSA	L 27-31	7-15 46.7	1-4 25.0	2-4 50.0	0-2 0.0	4-5 80.0	0-0 0.0
10/29/2022	at Western Ky.	W 40-13	5-12 41.7	3-4 75.0	0-4 0.0	1-3 33.3	1-1 100.0	0-0 0.0
11/05/2022	FIU	W 52-14	12-15 80.0	3-4 75.0	3-3 100.0	2-4 50.0	4-4 100.0	0-0 0.0
11/12/2022	at UAB	L 21-41	7-15 46.7	2-5 40.0	3-4 75.0	2-3 66.7	0-3 0.0	0-0 0.0
11/26/2022	Rice	W 21-17	8-15 53.3	3-5 60.0	2-4 50.0	0-2 0.0	3-4 75.0	0-0 0.0
North Texas			70-161 43.5	19-42 45.2	22-48 45.8	15-37 40.5	14-34 41.2	0-0 0.0
Opponents			87-189 46.0	20-47 42.6	20-51 39.2	28-49 57.1	19-42 45.2	0-0 0.0

4th-Down Conversions

Date	Opponent	Score	Overall	1st Qtr	2nd Qtr	3rd Qtr	4th Qtr	Overtime
08/27/2022	at UTEP	W 31-13	1-1 100.0	0-0 0.0	0-0 0.0	0-0 0.0	1-1 100.0	0-0 0.0
09/03/2022	SMU	L 10-48	1-3 33.3	1-1 100.0	0-0 0.0	0-0 0.0	0-2 0.0	0-0 0.0
09/10/2022	Texas Southern	W 59-27	1-1 100.0	1-1 100.0	0-0 0.0	0-0 0.0	0-0 0.0	0-0 0.0
09/17/2022	at UNLV	L 27-58	1-4 25.0	0-0 0.0	1-2 50.0	0-1 0.0	0-1 0.0	0-0 0.0
09/24/2022	at Memphis	L 34-44	0-1 0.0	0-0 0.0	0-1 0.0	0-0 0.0	0-0 0.0	0-0 0.0
10/01/2022	Fla. Atlantic	W 45-28	1-1 100.0	0-0 0.0	0-0 0.0	0-0 0.0	1-1 100.0	0-0 0.0
10/15/2022	Louisiana Tech	W 47-27	3-3 100.0	0-0 0.0	3-3 100.0	0-0 0.0	0-0 0.0	0-0 0.0
10/22/2022	at UTSA	L 27-31	0-0 0.0	0-0 0.0	0-0 0.0	0-0 0.0	0-0 0.0	0-0 0.0
10/29/2022	at Western Ky.	W 40-13	0-0 0.0	0-0 0.0	0-0 0.0	0-0 0.0	0-0 0.0	0-0 0.0
11/05/2022	FIU	W 52-14	0-0 0.0	0-0 0.0	0-0 0.0	0-0 0.0	0-0 0.0	0-0 0.0
11/12/2022	at UAB	L 21-41	1-3 33.3	1-1 100.0	0-0 0.0	0-0 0.0	0-2 0.0	0-0 0.0
11/26/2022	Rice	W 21-17	0-0 0.0	0-0 0.0	0-0 0.0	0-0 0.0	0-0 0.0	0-0 0.0
North Texas			9-17 52.9	3-3 100.0	4-6 66.7	0-1 0.0	2-7 28.6	0-0 0.0
Opponents			13-25 52.0	2-5 40.0	4-5 80.0	4-4 100.0	3-11 27.3	0-0 0.0

NORTH TEXAS FOOTBALL 2022

OVERALL: 7-5 (HOME 5-1, ROAD 2-3, NEUTRAL 0-0) | C-USA: 6-2 (HOME 4-0, ROAD 2-2, NEUTRAL 0-0)

Time of Possession

Date	Opponent		Score	Overall	1st Qtr	2nd Qtr	3rd Qtr	4th Qtr	Overtime
08/27/2022	at UTEP	W	31-13	27:23	03:59	07:28	05:50	10:06	00:00
09/03/2022	SMU	L	10-48	33:53	05:54	11:37	09:00	07:22	00:00
09/10/2022	Texas Southern	W	59-27	27:51	03:15	08:16	09:36	06:44	00:00
09/17/2022	at UNLV	L	27-58	21:18	04:52	07:09	04:46	04:31	00:00
09/24/2022	at Memphis	L	34-44	27:15	05:53	08:15	08:36	04:31	00:00
10/01/2022	Fla. Atlantic	W	45-28	33:34	04:27	09:52	07:32	11:43	00:00
10/15/2022	Louisiana Tech	W	47-27	25:06	03:28	07:40	06:07	07:51	00:00
10/22/2022	at UTSA	L	27-31	21:32	04:58	05:35	05:21	05:38	00:00
10/29/2022	at Western Ky.	W	40-13	29:05	07:20	08:04	04:06	09:35	00:00
11/05/2022	FIU	W	52-14	33:57	08:43	10:24	04:34	10:16	00:00
11/12/2022	at UAB	L	21-41	22:33	03:13	11:04	01:59	06:17	00:00
11/26/2022	Rice	W	21-17	24:17	07:35	05:29	02:45	08:28	00:00
North Texas			Total	327:44	63:37	100:53	70:12	93:02	00:00
			Avg.	27:19	05:18	08:24	05:51	07:45	00:00
Opponents			Total	384:24	91:26	98:31	80:39	113:48	00:00
			Avg.	32:02	07:37	08:13	06:43	09:29	00:00

GAME-BY-GAME OFFENSIVE STARTERS

OPPONENT	WR	WR	WR/TE	TE	RB	QB	LT	LG	C	RG	RT
at UTEP	Burns	Ward	Maclin (WR)	Roberts	Ragsdale	Aune	C. Brown	Blair	Mose	Carroll	Duncan
SMU	Burns	Ward	Gumms (TE)	Roberts	I. Johnson	Aune	C. Brown	Blair	Mose	Nwaiwu	Duncan
Texas Southern	Shorter	Ward	Bush (WR)	Roberts	Adaway	Aune	C. Brown	Blair	Mose	Nwaiwu	Duncan
at UNLV	Burns	Ward	Shorter (WR)	Roberts	Ragsdale	Aune	C. Brown	Blair	Mose	Nwaiwu	Duncan
at Memphis	Burns	Shorter	Gumms (TE)	Roberts	Adaway	Aune	C. Brown	Blair	Mose	Nwaiwu	Duncan
FAU	Smart	Shorter	Horton (WR)	Alberding	I. Johnson	Aune	C. Brown	Blair	Mose	Nwaiwu	Duncan
LA Tech	Burns	Shorter	Gumms (TE)	Roberts	Ragsdale	Aune	C. Brown	Blair	Mose	Nwaiwu	Duncan
at UTSA	Burns	Shorter	Gumms (TE)	Roberts	Adeyi	Aune	C. Brown	Blair	Mose	Nwaiwu	Duncan
at WKU	Burns	Shorter	Ward (WR)	Roberts	Adeyi	Aune	Moreka	Blair	Mose	Nwaiwu	Duncan
FIU	Burns	Shorter	Ward (WR)	Roberts	Adeyi	Aune	Moreka	Blair	Mose	Nwaiwu	Duncan
at UAB	Burns	Shorter	Gumms (TE)	Roberts	Ragsdale	Aune	Moreka	Blair	Mose	Nwaiwu	Duncan
Rice	Burns	Shorter	Ward (WR)	Roberts	Ragsdale	Aune	Moreka	Blair	Mose	Nwaiwu	Duncan

vs. UTSA ^

GAME-BY-GAME DEFENSIVE STARTERS

OPPONENT	DE	NG	DT	DEVIL	MLB	WLB	EAGLE	CB	S	S	CB
at UTEP	Trieb	R. Brown	E. Jackson	Richards	KD Davis	Wood	Whitlock	Gaddie	Faulkner	Crosby	J. Davis
SMU	Trieb	R. Brown	E. Jackson	Richards	KD Davis	Nixon	Whitlock	Gaddie	Faulkner	Crosby	Texada
Texas Southern	Richards	R. Brown	Trieb	Leota	KD Davis	Nixon	Whitlock	Gaddie	Faulkner	Crosby	Texada
at UNLV	Trieb	R. Brown	Vailea	Richards	KD Davis	Nixon	Whitlock	Gaddie	Faulkner	Crosby	Z. Jackson
at Memphis	K. Johnson	R. Brown	Vailea	Richards	KD Davis	Nixon	Whitlock	Gaddie	Faulkner	Wilson	Texada
FAU	K. Johnson	R. Brown	Vailea	Richards	KD Davis	Nixon	Whitlock	Gaddie	Faulkner	Wilson	Texada
LA Tech	K. Johnson	R. Brown	Vailea	Richards	KD Davis	Wood	Whitlock	Gaddie	Faulkner	Wilson	Texada
at UTSA	K. Johnson	R. Brown	Vailea	Richards	KD Davis	Wood	Faulkner	Gaddie	Crosby	Wilson	Texada
at WKU	K. Johnson	R. Brown	Vailea	Richards	KD Davis	Wood	Whitlock	Gaddie	Faulkner	Wilson	Texada
FIU	K. Johnson	R. Brown	Vailea	Richards	KD Davis	Wood	Whitlock	Gaddie	Faulkner	Wilson	Texada
at UAB	Trieb	R. Brown	Vailea	Richards	KD Davis	Wood	Whitlock	Gaddie	Faulkner	Wilson	Texada
Rice	K. Johnson	R. Brown	Vailea	Richards	KD Davis	Wood	Whitlock	Z. Jackson	Faulkner	Wilson	Texada

vs. UTSA ^

^ - 2022 Ryan C-USA Championship Game

NORTH TEXAS FOOTBALL 2022

OVERALL: 7-5 (HOME 5-1, ROAD 2-3, NEUTRAL 0-0) | C-USA: 6-2 (HOME 4-0, ROAD 2-2, NEUTRAL 0-0)

North Texas Inside Opponent Red-Zone

Date	Opponent	Score	Times				Rush			Pass		FGs		Failed to score inside RZ				
			In RZ	Scored	Total Pts	TDs	TDs	TDs	Made	FGA	Down	Int	Fumb	Half	Game			
08/27/2022	at UTEP	W 31-13	5	5	31	4	1	3	1	1	0	0	0	0	0	0		
09/03/2022	SMU	L 10-48	4	1	3	0	0	0	1	2	1	1	0	0	0			
09/10/2022	Texas Southern	W 59-27	5	4	28	4	3	1	0	0	0	1	0	0	0			
09/17/2022	at UNLV	L 27-58	5	3	13	1	0	1	2	2	2	0	0	0	0			
09/24/2022	at Memphis	L 34-44	5	5	27	3	1	2	2	2	0	0	0	0	0			
10/01/2022	Fla. Atlantic	W 45-28	3	3	21	3	2	1	0	0	0	0	0	0	0			
10/15/2022	Louisiana Tech	W 47-27	5	5	26	3	2	1	2	2	0	0	0	0	0			
10/22/2022	at UTSA	L 27-31	2	2	14	2	0	2	0	0	0	0	0	0	0			
10/29/2022	at Western Ky.	W 40-13	3	3	16	2	1	1	1	1	0	0	0	0	0			
11/05/2022	FIU	W 52-14	6	5	31	4	2	2	1	1	0	1	0	0	0			
11/12/2022	at UAB	L 21-41	3	3	21	3	2	1	0	0	0	0	0	0	0			
11/26/2022	Rice	W 21-17	2	2	14	2	1	1	0	0	0	0	0	0	0			
Totals 41 of 48 (85.4%)			48	41	245	31	15	16	10	11	3	3	0	0	0			

Opponents Inside North Texas Red-Zone

Date	Opponent	Score	Times				Rush			Pass		FGs		Failed to score inside RZ				
			In RZ	Scored	Total Pts	TDs	TDs	TDs	Made	FGA	Down	Int	Fumb	Half	Game			
08/27/2022	UTEP	W 31-13	3	2	6	0	0	0	2	2	1	0	0	0	0			
09/03/2022	SMU	L 10-48	4	4	24	3	2	1	1	1	0	0	0	0	0			
09/10/2022	Texas Southern	W 59-27	4	4	20	2	1	1	2	2	0	0	0	0	0			
09/17/2022	UNLV	L 27-58	4	4	28	4	3	1	0	0	0	0	0	0	0			
09/24/2022	Memphis	L 34-44	5	5	30	4	2	2	1	1	0	0	0	0	0			
10/01/2022	Fla. Atlantic	W 45-28	4	2	14	2	1	1	0	0	1	0	0	0	1			
10/15/2022	Louisiana Tech	W 47-27	2	2	10	1	1	0	1	1	0	0	0	0	0			
10/22/2022	UTSA	L 27-31	6	5	31	4	2	2	1	2	0	0	0	0	0			
10/29/2022	Western Ky.	W 40-13	3	2	10	1	0	1	1	2	0	0	0	0	0			
11/05/2022	FIU	W 52-14	2	1	8	1	1	0	0	0	0	0	0	0	1			
11/12/2022	UAB	L 21-41	6	6	38	5	4	1	1	1	0	0	0	0	0			
11/26/2022	Rice	W 21-17	3	2	10	1	1	0	1	2	0	0	0	0	0			
Totals 39 of 46 (84.8%)			46	39	229	28	18	10	11	14	2	0	0	0	2			

NORTH TEXAS FOOTBALL 2022

OVERALL: 7-5 (HOME 5-1, ROAD 2-3, NEUTRAL 0-0) | C-USA: 6-2 (HOME 4-0, ROAD 2-2, NEUTRAL 0-0)

#	Player	GP-GS	UTEP	SMU	TSU	UNLV	Mem	FAU	LATech	UTSA	WestKy	FIU	UAB	Rice
0	Ethan Mooney	12/0	XXX	XXX	XXX	XXX	XXX	XXX	XXX	XXX	XXX	XXX	XXX	XXX
0	Bryson Jackson	5/0	XXX	XXX	XXX	XXX	XXX
1	KD Davis	12/12	START	START	START	START	START	START	START	START	START	START	START	START
2	Austin Aune	12/12	START	START	START	START	START	START	START	START	START	START	START	START
2	DeShawn Gaddie	11/11	START	START	START	START	START	START	START	START	START	START	START	...
3	Larry Nixon III	12/6	XXX	START	START	START	START	START	XXX	XXX	XXX	XXX	XXX	START
3	Stone Earle	3/0	XXX	XXX	XXX
4	JD Head	0/0
4	Dillion Williams	3/0	XXX	XXX	...	XXX
5	Tommy Bush	10/1	XXX	XXX	START	...	XXX	XXX	XXX	...	XXX	XXX	XXX	XXX
5	Tom Trieb	10/5	START	START	START	START	XXX	XXX	XXX	XXX	START	XXX
6	Loranzo Thompson	12/0	XXX	XXX	XXX	XXX	XXX	XXX	XXX	XXX	XXX	XXX	XXX	XXX
6	Ikaika Ragsdale	11/5	START	XXX	...	START	XXX	XXX	START	XXX	XXX	XXX	START	START
7	Quinn Whitlock	11/11	START	START	START	START	START	START	...	START	START	START	START	START
7	Latrell Neville	8/0	XXX	XXX	XXX	XXX	XXX	XXX	XXX	XXX
8	John Davis	1/1	START
8	Damon Ward	12/7	START	START	START	START	XXX	XXX	XXX	XXX	START	START	XXX	START
9	Enoch Jackson	9/2	START	START	XXX	XXX	XXX	XXX	XXX	XXX	XXX
9	Ja'Mori Maclin	12/1	START	XXX	XXX	XXX	XXX	XXX	XXX	XXX	XXX	XXX	XXX	XXX
10	Jace Ruder	0/0
10	Roderick Brown	12/12	START	START	START	START	START	START	START	START	START	START	START	START
11	Detraveon Brown	0/0
11	Patrick Smith	4/0	XXX	XXX	XXX	XXX
13	Khatib Lyles	10/0	XXX	XXX	XXX	...	XXX	XXX	XXX	XXX	XXX	XXX	...	XXX
13	Logan Wilson	12/8	XXX	XXX	XXX	XXX	START	START	START	START	START	START	START	START
14	Roderic Burns	12/10	START	START	XXX	START	START	XXX	START	START	START	START	START	START
15	Carson Kropp	12/0	XXX	XXX	XXX	XXX	XXX	XXX	XXX	XXX	XXX	XXX	XXX	XXX
15	Jordan Smart	9/1	XXX	XXX	START	XXX	XXX	XXX	XXX	XXX	XXX
16	Jyaire Shorter	11/10	...	XXX	START	START	START	START	START	START	START	START	START	START
16	Jonathan Pickett	1/0	XXX
17	Grant Gunnell	2/0	...	XXX	XXX
17	Moh Bility	0/0
18	Dorian Morris	1/0	XXX
18	Nick Nakawaasah	0/0
19	Jordan Brown	12/0	XXX	XXX	XXX	XXX	XXX	XXX	XXX	XXX	XXX	XXX	XXX	XXX
20	Alphie Guillory	12/0	XXX	XXX	XXX	XXX	XXX	XXX	XXX	XXX	XXX	XXX	XXX	XXX
20	Qualon Farrar	3/0	XXX	XXX	XXX	...
21	Kevin Wood	7/6	START	START	START	START	START	START	XXX
21	BK Jackson	5/0	XXX	XXX	XXX	XXX	XXX
22	Keelan Crosby	10/5	START	START	START	START	XXX	START	XXX	XXX	XXX	XXX
22	Luke Rossley	0/0
23	Isaiah Johnson	9/2	XXX	START	...	XXX	XXX	START	XXX	XXX	XXX	XXX
23	Bryce Linder	4/0	...	XXX	XXX	XXX	XXX
24	Zahodri Jackson	10/2	XXX	XXX	XXX	START	XXX	XXX	XXX	XXX	XXX	START
24	Dorian Windley	0/0
25	Sean-Thomas Faulkner	12/12	START	START	START	START	START	START	START	START	START	START	START	START
26	Ridge Texada	12/10	XXX	START	START	XXX	START	START	START	START	START	START	START	START
27	Oscar Adaya III	9/2	XXX	XXX	START	XXX	START	XXX	XXX	XXX	XXX
27	Harold West	10/0	XXX	XXX	XXX	XXX	XXX	XXX	XXX	XXX	XXX	XXX
29	Christian Traylor	0/0
30	Var'Keyes Gumms	12/5	XXX	START	XXX	XXX	START	XXX	START	START	XXX	XXX	START	XXX
30	Grayson Ward	0/0
31	Robert Johnson	5/0	...	XXX	XXX	XXX	XXX	XXX
32	Bernardo Rodriguez	12/0	XXX	XXX	XXX	XXX	XXX	XXX	XXX	XXX	XXX	XXX	XXX	XXX
32	Sele Selefuti	4/0	...	XXX	XXX	...	XXX	XXX
34	Bryce Drummond	10/0	XXX	XXX	XXX	XXX	XXX	XXX	XXX	XXX	XXX	XXX
35	Chris Wright	2/0	XXX	XXX
36	Jaylen Smith	12/0	XXX	XXX	XXX	XXX	XXX	XXX	XXX	XXX	XXX	XXX	XXX	XXX
37	Taylor Jacobs	0/0
38	Miquon Mayes	2/0	XXX	XXX

NORTH TEXAS FOOTBALL 2022

OVERALL: 7-5 (HOME 5-1, ROAD 2-3, NEUTRAL 0-0) | C-USA: 6-2 (HOME 4-0, ROAD 2-2, NEUTRAL 0-0)

##	Player	GP-GS	UTEP	SMU	TSU	UNLV	Mem	FAU	LATech	UTSA	WestKy	FIU	UAB	Rice
39	Ayo Adeyi	10/3	XXX	XXX	XXX	XXX	XXX	XXX	XXX	START	START	START
39	Karter Houchin	0/0
40	Trent Ayers	0/0
40	Preston Landis	1/0	XXX
41	Kaylon Horton	11/1	...	XXX	XXX	XXX	XXX	START	XXX	XXX	XXX	XXX	XXX	XXX
41	Sawyer Evans	0/0
42	Sifa Leota	12/1	XXX	XXX	START	XXX	XXX	XXX	XXX	XXX	XXX	XXX	XXX	XXX
43	Jax Van Zandt	0/0
44	Mazin Richards	12/12	START	START	START	START	START	START	START	START	START	START	START	START
45	Kadren Johnson	11/7	XXX	XXX	XXX	XXX	START	START	START	START	START	START	...	START
46	Grady Brewer	11/0	XXX	XXX	XXX	XXX	XXX	XXX	XXX	XXX	XXX	XXX	...	XXX
47	Jacob Daulong	5/0	XXX	XXX	XXX	XXX	XXX
47	Chris Cayton	1/0	XXX
49	Collin Brown	0/0
50	J.P. Hadley	12/0	XXX	XXX	XXX	XXX	XXX	XXX	XXX	XXX	XXX	XXX	XXX	XXX
51	Fatafehi Vailea	12/9	XXX	XXX	XXX	START	START	START	START	START	START	START	START	START
52	Dane Jackson	2/0	XXX	XXX
53	Emmerick Dopona	0/0
54	Febechi Nwaiwu	12/11	XXX	START	START	START	START	START	START	START	START	START	START	START
56	Dameon Smallwood	0/0
57	Landon Maston	0/0
58	Samora Ezekiel	1/0	XXX
59	Ethan Wesloski	2/0	XXX	XXX	...
60	Isaiah Villanueva	1/0	XXX
62	Caden Reeves	0/0
64	Jett Duncan	12/12	START	START	START	START	START	START	START	START	START	START	START	START
65	Gabe Blair	12/12	START	START	START	START	START	START	START	START	START	START	START	START
68	Daxton Byers	12/0	XXX	XXX	XXX	XXX	XXX	XXX	XXX	XXX	XXX	XXX	XXX	XXX
70	Kade Bond	0/0
71	Leke Asenuga	11/0	XXX	XXX	XXX	...	XXX	XXX	XXX	XXX	XXX	XXX	XXX	XXX
72	Manase Mose	12/12	START	START	START	START	START	START	START	START	START	START	START	START
73	Cole Brown	8/8	START	START	START	START	START	START	START	START	START
74	Nick Gallo	3/0	...	XXX	XXX	XXX
76	Mike Davis	0/0
77	Kaci Moreka	12/4	XXX	XXX	XXX	XXX	XXX	XXX	XXX	XXX	START	START	START	START
78	Daizion Carroll	2/1	START	XXX
79	Howard Sampson	2/0	XXX	XXX
80	Zhigliil McMillan	11/0	XXX	XXX	XXX	XXX	...	XXX	XXX	XXX	XXX	XXX	XXX	XXX
81	Richard Rocquemore	0/0
82	Caden Park	0/0
83	Jake Cook	0/0
84	Christian Lee	7/0	XXX	XXX	XXX	XXX	XXX	XXX	XXX
85	Evan Greene	1/0	XXX
87	Jake Roberts	12/11	START	START	START	START	START	XXX	START	START	START	START	START	START
88	Xzavior Kautai	10/0	XXX	XXX	XXX	XXX	XXX	XXX	XXX	XXX	XXX	XXX
89	Asher Alberding	12/1	XXX	XXX	XXX	XXX	XXX	START	XXX	XXX	XXX	XXX	XXX	XXX
90	Kaghen Roach	12/0	XXX	XXX	XXX	XXX	XXX	XXX	XXX	XXX	XXX	XXX	XXX	XXX
93	Will Latu	0/0
95	Kortlin Rausaw	12/0	XXX	XXX	XXX	XXX	XXX	XXX	XXX	XXX	XXX	XXX	XXX	XXX
96	Ta'Shoyn Johnson	1/0	XXX
99	Cam Robertson	12/0	XXX	XXX	XXX	XXX	XXX	XXX	XXX	XXX	XXX	XXX	XXX	XXX

2022 GAME RECAPS

OVERALL: 7-5 (HOME 5-1, ROAD 2-3, NEUTRAL 0-0) | C-USA: 6-2 (HOME 4-0, ROAD 2-2, NEUTRAL 0-0)

NORTH TEXAS at UTEP

SUN BOWL • EL PASO, TEXAS
AUG. 27, 2022 • ATTENDANCE: 45,971

POSTGAME NOTES

- The Mean Green win extends their lead in the all-time series with UTEP to 20-8-3, and is their sixth straight win over UTEP, dating back to 2017.
- The season opener against C-USA foe UTEP marked the first in-conference opener for the Mean Green since 2005, when they faced Middle Tennessee and pulled off a road victory.
- The win marked the first time since 2009 the Mean Green have opened the season on the road with a double-digit win (won 20-10 at Ball State).
- When the Mean Green went to the halftime break up 14-13, it marked the first time UNT has led UTEP at halftime in El Paso since 1980.
- The Mean Green win marked the sixth straight season-opening victory.
- The win gave UNT its sixth straight win over a Conference USA opponent after winning its final five regular season games in 2021.

SCORING SUMMARY

UNT	0	14	14	3	--	31
UTEP	0	13	0	0	--	13

2nd 13:58	UTEP	Tyrin Smith 32 Yd pass from Gavin Hardison (Gavin Baechle Kick)
10:02	UNT	Tommy Bush 7 Yd pass from Austin Aune (Ethan Mooney Kick)
5:14	UTEP	Gavin Baechle 29 Yd Field Goal
1:52	UNT	Oscar Adaway III 8 Yd Run (Ethan Mooney Kick)
:07	UTEP	Gavin Baechle 26 Yd Field Goal
3rd 10:27	UNT	Isaiah Johnson 9 Yd pass from Austin Aune (Ethan Mooney Kick)
4:32	UNT	Jake Roberts 11 Yd pass from Austin Aune (Ethan Mooney Kick)
4th 8:05	UNT	Ethan Mooney 28 Yd Field Goal

STATISTICS

TEAM STATS	UNT	UTEP
FIRST DOWNS	24	22
RUSHES-YARDS (NET)	41-163	30-107
PASSING YDS (NET)	236	293
Passes Att-Comp-Int	29-16-0	48-21-0
TOTAL OFFENSE PLAYS-YARDS	70-399	78-400
Fumble Returns-Yards	1-0	1-0
Punt Returns-Yards	1-4	0-0
Kickoff Returns-Yards	1-12	1-22
Interception Returns-Yards	0-0	0-0
Punts (Number-Avg)	3-34.0	1-45.0
Fumbles-Lost	1-1	1-1
Penalties-Yards	6-65	5-50
Possession Time	31:23	28:37
Third-Down Conversions	6-for-12	7-for-18
Fourth-Down Conversions	1-for-1	2-for-6
Red-Zone Scores-Chances	5-for-5	2-for-3
Sacks By: Number-Yards	1-5	0-0

INDIVIDUAL STATISTICS

RUSHING: UNT-Adeyi, Ayo 17-80; Johnson, Isaiah 7-37; Adaway III, Oscar 6-23; Aune, Austin 3-15; Ragsdale, Ikaika 7-10; TEAM 1-minus 2. UTEP-Awatt,Ronald 10-36; Hardison,Gavin 10-29; Hankins,Deion 8-27; Smith,Tyrin 1-14; Brownholtz,Calv 1-1.

PASSING: UNT-Aune, Austin 16-29-0-236. UTEP-Hardison,Gavin 21-48-0-293.

RECEIVING: UNT-Roberts, Jake 4-54; Burns, Roderic 3-72; Ward, Damon 3-45; Maclin, Ja'Mori 2-25; McMillan, Zhig 1-16; Johnson, Isaiah 1-9; Jackson, Bryson 1-8; Bush, Tommy 1-7. UTEP-Flores,Reynaldo 8-122; Smith,Tyrin 7-127; Akharaiyi,Kelly 3-29; Tupou,James 1-8; Dawn Jr.,Walter 1-6; Awatt,Ronald 1-1.

INTERCEPTIONS: UNT-None. UTEP-None.

SACKS: UNT - Johnson, Kadren 1.0-5. UTEP - None

TACKLES (Total): UNT-Davis, KD 5-3; Whitlock, Quinn 4-3; Nixon III, Larr 4-1; Gaddie, DeShawn 4-1; Texada, Ridge 4-0; Richards, Mazin 2-2; Davis, John 2-1; Faulkner, Sean- 2-1; Jackson,Enoch 2-1; Brown, Roderick 2-1; Wood, Kevin 0-3; Crosby, Keelan 2-0; Vailea, Fatafeh 2-0; Brown, Jordan 2-0; Roach, Kaghen 1-0; Johnson, Kadren 1-0; Trieb, Tom 1-0; West, Harold 0-1. UTEP-Knight,Tyrice 7-4; Hylton,Kobe 7-2; Barnes,Dennis 3-4; Allen,Josiah 5-1; Prince,Justin 4-2; Wilson Jr.,Jero 2-2; Taylor,Jadrian 2-1; Thompson,Bryton 2-1; James,Ty?Reke 2-0; Wallerstedt,Cal 1-1; Moss,Kelton 1-1; Williams,Daylon 1-0; Baptist,Darius 1-0; Trotter,Deshaun 1-0; Rudolph,Jalen 1-0; Thompson,Blake 0-1; Neal,James 0-1; Stewart,Keenan 0-1; Amaewhule,Prais 0-1; Hagopian,Joe 0-1.

SMU vs. UNT

APOGEE STADIUM • DENTON, TEXAS
SEPT. 3, 2022 • ATTENDANCE: 25,306

POSTGAME NOTES

- The loss for the Mean Green drops their all-time record against SMU to 6-35-1 and 4-3 in Denton. It was the 100-year anniversary of the series with SMU, with the first game being played in 1922.
- Sophomore RB Isaiah Johnson (Lubbock, Texas), redshirt freshman OL Febechi Nwaiwu (Coppell, Texas) and redshirt freshman TE Var'keyes Gumms (Houston, Texas) all made their first career starts.
- Sophomore RB Oscar Adaway (North Little Rock, Ark.) rushed for 117 yards, one shy of a career-high, and a touchdown. He finished just one yard shy of setting a new career-high which was set on Sept. 5, 2020 against Houston Baptist.
- Adaway scored a touchdown on a 35-yard rush in the second quarter for his fifth career touchdown. He rushed for over 100 yards for his fourth career 100-yard game and his first since having 101 on Nov. 28, 2020 against UTSA.
- Senior OL Manase Mose (Trinity, Texas) made his 50th consecutive career start, tying the UNT career record for total starts and consecutive starts. With a start next week against Texas Southern, Mose will surpass Andy Brewster (2001-04) for the most starts in program history

SCORING SUMMARY

SMU	14	17	7	10	--	48
UNT	0	10	0	0	--	10

1st 7:04	SMU	Tre Siggers 9 Yd Run (Rogers Kick)
3:05	SMU	Tyler Lavine 5 Yd Run (Rogers Kick)
2nd 11:14	UNT	Ethan Mooney 33 Yd Field Goal
10:58	SMU	Jordan Kerley 51 Yd pass from Tanner Mordecai (Rogers Kick)
4:52	SMU	Collin Rogers 39 Yd Field Goal
2:08	UNT	Oscar Adaway III 35 Yd Run (Ethan Mooney Kick)
1:57	SMU	Roderick Daniels Jr. 75 Yd pass from Tanner Mordecai (Rogers Kick)
3rd 3:54	SMU	Rashee Rice 24 Yd pass from Tanner Mordecai (Rogers Kick)
4th 14:16	SMU	Kelvontay Dixon 8 Yd pass from Tanner Mordecai (Jahari Rogers Kick)
6:47	SMU	Collin Rogers 32 Yd Field Goal

STATISTICS

TEAM STATS	SMU	UNT
FIRST DOWNS	23	21
RUSHES-YARDS (NET)	32-150	47-202
PASSING YDS (NET)	426	220
Passes Att-Comp-Int	25-34-0	16-34-2
TOTAL OFFENSE PLAYS-YARDS	66-576	81-422
Fumble Returns-Yards	0-0	1-0
Punt Returns-Yards	1-(-7)	0-0
Kickoff Returns-Yards	1-48	3-44
Interception Returns-Yards	2-28	0-0
Punts (Number-Avg)	4-45.8	5-40.2
Fumbles-Lost	2-2	2-1
Penalties-Yards	4-42	6-40
Possession Time	23:56	33:53
Third-Down Conversions	7-of-13	6-of-18
Fourth-Down Conversions	0-of-0	1-of-3
Red-Zone Scores-Chances	4-of-4	1-of-4
Sacks By: Number-Yards	1-5	1-10

INDIVIDUAL STATISTICS

RUSHING: SMU-Siggers,Tre 12-54; McDaniel,TJ 6-41; Wheaton,Camar 6-41; Stone,Preston 1-8; Lavine,Tyler 1-5; Epton, Jr.,Bran 3-5; Upshaw,Austin 1-3; Mordecai,Tanner 2-minus 7. UNT-Adaway III, Osc 20-117; Adeyi, Ayo 10-42; Johnson, Isaiah 8-34; Ragsdale, Ikaik 6-23; Aune, Austin 1-6; Gunnell, Grant 1-minus 5; TEAM 1-minus 15.

PASSING: SMU-Mordecai,Tanner 23-32-0-432; Stone,Preston 2-2-0-minus 6. UNT-Aune, Austin 14-29-2-186; Gunnell, Grant 2-5-0-34.

RECEIVING: SMU-Rice,Rashee 8-166; Kerley,Jordan 4-103; Daniels, Jr.,Ro 2-76; Haskin,Gage 2-41; Maryland,RJ 2-19; Dixon,Kelvontay 2-15; Upshaw,Austin 2-6; Siggers,Tre 1-4; Redding,Ben 1-2; Knox,Teddy 1-minus 6. UNT-Burns, Roderic 4-35; Roberts, Jake 3-41; Gumms, Var'Keye 2-38; Shorter, Jyaira 2-29; Johnson, Isaiah 2-11; Maclin, Ja'Mori 1-53; Bush, Tommy 1-12; Ragsdale, Ikaika 1-1.

INTERCEPTIONS: SMU-Roberts,Nick 1-27; Wright,Stephon 1-1. UNT-None.

FUMBLES: SMU-Siggers,Tre 1-1; Kerley,Jordan 1-1. UNT-TEAM 1-0; Burns, Roderic 1-1.

SACKS: SMU - Burns, Keke 1.0-5. UNT - Davis, KD 0.5-5; Richards, Mazin 0.5-5.

TACKLES (Total): SMU-Phillips, Jr.,J 5-3; Slade-Matautia, 2-6; Rogers,Jahari 4-1; Aho,Junior 2-3; Reid,Shanon 4-0; Johnson,Ar'mani 3-1; Roberson, Jr.,R 2-2; Paul,Nelson 2-2; Adimora,Chris 2-2; Roberts,Nick 1-3; Crossley,Brando 2-1; Cromartie,Chace 2-1; Palmer,Deuce 2-1; Burns,JaQwondis 0-3; Burns,Keke 2-0; Moses,Ahmad 2-0; Wiley,Gary 1-1; Smith,Isaiah 1-1; Chatman,Elijah 1-1; Nwokobia,Isaiah 0-2; Jones,Jayden 1-0; Westfall,Sam 1-0; Levelston,DeVer 1-0; Hall,Kevaris 1-0; Wright,Stephon 0-1; Brown,Darren 0-1. UNT-Trieb, Tom 6-1; Davis, KD 5-2; Crosby, Keelan 5-1; Nixon III, Larr 3-3; Richards, Mazin 3-2; Texada, Ridge 3-0; Gaddie, DeShawn 2-1; Whitlock, Quinn 2-1; Selefutli, Sele 1-2; Rausaw, Kortlin 1-1; Brown, Roderick 1-1; Faulkner, Sean- 1-1; Vailea, Fatafeh 0-2; Robertson, Cam 0-2; Johnson, Kadren 0-2; Smith, Jaylen 1-0; Bush, Tommy 1-0; Brown, Jordan 1-0; West, Harold 1-0; Jackson, Zahodri 1-0; Roberts, Jake 1-0; Mooney, Ethan 1-0.

2022 GAME RECAPS

OVERALL: 7-5 (HOME 5-1, ROAD 2-3, NEUTRAL 0-0) | C-USA: 6-2 (HOME 4-0, ROAD 2-2, NEUTRAL 0-0)

NORTH TEXAS vs. TEXAS SOUTHERN

APOGEE STADIUM • DENTON, TEXAS
SEPT. 10, 2022 • ATTENDANCE: 15,984

POSTGAME NOTES

- The 59 points scored marked the most for the Mean Green since scoring 77 points against Nicholls State on Sept. 20, 2014.
- The 59 points marked the 24th time in the Seth Littrell era the Mean Green have scored at least 40 points.
- The 45 points scored in the first half was the most for the Mean Green since scoring 49 points in the first half in a win over Nicholls State on Sept. 20, 2014.
- The win puts head coach Seth Littrell at 39-39 in his Mean Green tenure, and he is in sixth place on the program's all-time wins list – behind fifth-place Hayden Fry (40).
- Sophomore running back Ayo Adeyi had his first career 100-yard game with 135 yards on just 10 carries.

SCORING SUMMARY

TEXAS SOUTHERN	3	14	7	3	--	27
UNT	10	35	7	7	--	59

1st 08:59	UNT	Mooney, Ethan 43 yd field goal
06:37	UNT	Adeyi, Ayo 59 yd run (Mooney, Ethan kick)
02:09	TSU	Garcia III, Rich 24 yd field goal
2nd 14:34	UNT	Maclin, Ja'Mori 35 yd pass from Aune, Austin (Mooney, Ethan kick)
13:02	TSU	Owens, LaDarius 39 yd run (Garcia III, Rich kick)
11:57	UNT	Shorter, Jyaire 26 yd pass from Aune, Austin (Mooney, Ethan kick)
09:34	TSU	Bennett, AJ 18 yd pass from Body, Andrew (Garcia III, Rich kick)
08:48	UNT	Burns, Roderic 70 yd pass from Aune, Austin (Mooney, Ethan kick)
05:19	UNT	Adaway III, Oscar 3 yd run (Mooney, Ethan kick)
00:32	UNT	Adaway III, Oscar 1 yd run (Mooney, Ethan kick)
3rd 09:24	UNT	Gumms, Var'Keyes 14 yd pass from Aune, Austin (Mooney, Ethan kick)
05:54	TSU	Howard, Jacorey 1 yd run (Garcia III, Rich kick)
4th 09:05	UNT	Landis, Preston 10 yd run (Mooney, Ethan kick)
03:11	TSU	Garcia III, Rich 39 yd field goal

STATISTICS

TEAM STATS	TSU	UNT
FIRST DOWNS	27	59
RUSHES-YARDS (NET)	47-219	48-348
PASSING YDS (NET)	239	259
Passes Att-Comp-Int	19-29-0	13-24-1
TOTAL OFFENSE PLAYS-YARDS	76-458	72-607
Fumble Returns-Yards	0-0	0-0
Punt Returns-Yards	0-0	3-26
Kickoff Returns-Yards	0-0	4-84
Interception Returns-Yards	1-20	0-0
Punts (Number-Avg)	5-36.8	2-40.0
Fumbles-Lost	1-1	0-0
Penalties-Yards	10-119	5-58
Possession Time	32:09	27:51
Third-Down Conversions	6-of-14	4-of-9
Fourth-Down Conversions	0-of-1	1-of-1
Red-Zone Scores-Chances	4-of-4	4-of-5
Sacks By: Number-Yards	0-0	2-0-15

INDIVIDUAL STATISTICS

RUSHING: Texas Southern-Owens, LaDarius 10-94; Body, Andrew 14-45; Howard, Jacorey 9-36; Ford, Da'Veon 3-27; Franklin, Domini 4-13; Harris, Kevin 4-7; TEAM 1-minus 1; Hill, Tison 2-minus 2. North Texas-Adeyi, Ayo 10-135; Adaway III, Oscar 17-85; Landis, Preston 8-60; Jackson, BK 5-28; Farrar, Qualton 5-25; Aune, Austin 3-15.

PASSING: Texas Southern-Body, Andrew 19-29-0-239. North Texas-Aune, Austin 11-19-0-218; Gunnell, Grant 2-3-1-41.

RECEIVING: Texas Southern-Morton, Derek 7-115; Leary, Trenton 3-43; Bennett, AJ 3-40; Achane, Tavaris 2-13; Turner, Tajiryan 1-13; Williams, Jarvis 1-12; Wells, Perry 1-2; Masters, Randy 1-1. North Texas-Maclin, Ja'Mori 3-80; Ward, Damon 3-37; Gumms, Var'Keyes 3-28; Shorter, Jyaire 2-32; Burns, Roderic 1-70; Jackson, Bryson 1-12.

INTERCEPTIONS: Texas Southern-Cotton, Nik 1-20. North Texas-None.

FUMBLES: Texas Southern-Owens, LaDarius 1-1. North Texas-None.

SACKS: Texas Southern-None. North Texas-Nixon III, Larry 0.5-4; Leota, Sifa 0.5-4; Richards, Mazin 1.0-7.

TACKLES (Total): Texas Southern-Anderson, Demont 4-2; Williams, Jacob 5-0; George, Charles 3-2; Williams, Cedric 4-0; Cotton, Nik 4-0; Muhammad, Alijah 2-2; Cole, Nicholas 3-0; Hamilton, Isaiah 3-0; Harris, Nahamani 2-1; Spraggins, Kesho 2-1; Cooper, Tarik 1-2; Tucker, Derrick 2-0; Bogerty, Isaiah 2-0; Goynes, Xavier 2-0; Williams, Javius 1-1; Pippens, Vi-ramon 1-1; Wells, Perry 1-1; Simmons, Canary 1-1; McGraw, Jadrin 1-1; Henderson, Calvi 1-0; Bossier, Atravon 1-0; Garcia III, Rich 1-0; Fuller, Raheem 1-0; Hardman, Josiah 1-0; Harris, Kevin 1-0; Charlo, Kerien 0-1; Taylor, Nicholas 0-1; Chance, Isaiah 0-1. North Texas-Nixon III, Larry 6-9; Davis, KD 6-4; Brown, Jordan 2-7; Faulkner, Sean-Thomas 3-3; Richards, Mazin 4-1; Gaddie, DeShawn 2-3; Brown, Roderick 2-2; Vailea, Fatafehi 1-3; Texada, Ridge 3-0; Crosby, Keelan 1-2; Leota, Sifa 1-2; Trieb, Tom 1-1; West, Harold 1-1; Smith, Jaylen 1-1; Robertson, Cam 1-1; Jackson, Zahodri 1-0; Gunnell, Grant 1-0; Thompson, Leronzo 0-1; Selefuti, Sele 0-1; Roach, Kagen 0-1; Rausaw, Kortlin 0-1.

NORTH TEXAS at UNLV

ALLEGIANT STADIUM • LAS VEGAS, NEVADA
SEPT. 17, 2022 • ATTENDANCE: 19,623

POSTGAME NOTES

- Junior DB Kaylor Horton had a 99-yard kickoff return for a touchdown for his fourth career touchdown (Two KR, one PR, one receiving) and his first with the Mean Green.
- It was the first kickoff return for a touchdown by a UNT player since Deion Hair-Griffin had a 96-yard TD on August 31, 2019 against ACU.
- Sophomore RB Oscar Adaway scored a receiving touchdown in the second quarter for his first career receiving TD. Adaway has now scored a touchdown in four consecutive games to start the season and has five overall (four rushing, one receiving).
- He is the first UNT player to score a touchdown in four straight games to start a season since Jaelon Darden found the end zone in every game of 2020.
- Junior QB Austin Aune finished the game 17 for 29 with 305 yards and two touchdowns. Aune now has nine touchdown passes this season to eight different receivers.
- Junior WR Roderic Burns caught a season-high five passes for 98 yards in the contest. Burns has now caught at least one pass in 20 consecutive games for the Mean Green.

SCORING SUMMARY

UNT	10	10	7	0	--	27
UNLV	9	14	14	21	--	58

1st 11:36	UNLV	Williams, Kyle 23 yd pass from Brumfield, Doug (Gutierrez, Danie kick)
11:21	UNT	Horton, Kaylor 99 yd kickoff return (Mooney, Ethan kick)
08:17	UNLV	TEAM safety
01:49	UNT	Mooney, Ethan 31 yd field goal
2nd 08:43	UNLV	Robbins, Aidan 2 yd run (Gutierrez, Danie kick)
07:18	UNLV	Robbins, Aidan 33 yd run (Gutierrez, Danie kick)
02:48	UNT	Adaway III, Osc 7 yd pass from Aune, Austin (Mooney, Ethan kick)
00:00	UNT	Mooney, Ethan 20 yd field goal
3rd 11:55	UNLV	Brumfield, Doug 29 yd run (Gutierrez, Danie kick)
11:09	UNT	Gumms, Var'Keye 54 yd pass from Aune, Austin (Mooney, Ethan kick)
07:08	UNLV	Brumfield, Doug 8 yd run (Gutierrez, Danie kick)
4th 12:42	UNLV	Robbins, Aidan 1 yd run (Gutierrez, Danie kick)
07:01	UNLV	White, Ricky 9 yd pass from Brumfield, Doug (Gutierrez, Danie kick)
00:42	UNLV	Oliver, Cameron 20 yd interception return (Gutierrez, Danie kick)

STATISTICS

TEAM STATS	UNT	UNLV
FIRST DOWNS	20	28
RUSHES-YARDS (NET)	39-169	51-365
PASSING YDS (NET)	305	211
Passes Att-Comp-Int	17-30-2	21-27-0
TOTAL OFFENSE PLAYS-YARDS	69-474	78-576
Fumble Returns-Yards	0-0	0-0
Punt Returns-Yards	1-3	0-0
Kickoff Returns-Yards	1-99	2-48
Interception Returns-Yards	0-0	2-20
Punts (Number-Avg)	2-58.0	4-46.0
Fumbles-Lost	0-0	0-0
Penalties-Yards	3-25	6-50
Possession Time	21:18	38:42
Third-Down Conversions	3-for-11	9-for-15
Fourth-Down Conversions	1-for-4	2-for-2
Red-Zone Scores-Chances	3-for-5	4-for-4
Sacks By: Number-Yards	1-6	1-10

INDIVIDUAL STATISTICS

RUSHING: North Texas-Adeyi, Ayo 11-73; Adaway III, Osc 14-73; Ragsdale, Ikaike 5-16; Johnson, Isaiah 6-11; Jackson, BK 1-7; Aune, Austin 2-minus 11. UNLV-Robbins, Aidan 29-227; Brumfield, Doug 12-100; Reese, Courtney 7-37; Younge-Humphrey 3-1.

PASSING: North Texas-Aune, Austin 17-29-2-305; TEAM 0-1-0-0. UNLV-Brumfield, Doug 21-27-0-211.

RECEIVING: North Texas-Burns, Roderic 5-98; Shorter, Jyaire 4-90; Gumms, Var'Keyes 2-71; Ward, Damon 2-18; Adaway III, Osc 2-7; Johnson, Isaiah 1-13; Roberts, Jake 1-8. UNLV-Williams, Kyle 8-69; White, Ricky 7-76; Williams, Nick 2-59; Weimer, Jeff 2-3; Zeon III, Shelto 1-5; Robbins, Aidan 1-minus 1.

INTERCEPTIONS: North Texas-None. UNLV-Oliver, Cameron 1-20; Morgan, Jordyn 1-0.

FUMBLES: North Texas-None. UNLV-None.

SACKS: North Texas-Brown, Roderick 1.0-6. UNLV-Williams, Jerrea 1.0-10.

TACKLES (Total): North Texas-Faulkner, Sean 6-6; Whitlock, Quinn 2-7; Gaddie, DeShawn 6-2; Davis, KD 6-2; Nixon III, Larr 4-3; Richards, Mazin 1-5; Brown, Jordan 3-2; Trieb, Tom 3-1; Jackson, Zahodr 3-1; Wilson, Logan 1-3; Crosby, Keelan 1-3; Brown, Roderick 2-1; Vailea, Fatafehi 2-2; Texada, Ridge 2-0; Robertson, Cam 1-1; Smith, Jaylen 0-2; Rausaw, Kortlin 1-0; Johnson, Robert 1-0; Johnson, Kadren 0-1; Leota, Sifa 0-1; Thompson, Leron 0-1. UNLV-Aj-ake, Austin 3-9; Baldwin, Johnath 6-1; Williams, Jerrea 5-2; Beaudry, Kyle 4-3; Williams, Nohl 3-4; Morgan, Jordyn 4-2; Thompkins, Fred 3-2; Oliver, Cameron 4-0; Plant Jr, Adam 1-3; Malakius, Tavis 0-4; Muavesi, Waisale 1-2; Shelton, Elijah 1-2; McDuffie, Marsel 1-1; Enimare, Elie 1-0; Williams, Kris 0-1.

2022 GAME RECAPS

OVERALL: 7-5 (HOME 5-1, ROAD 2-3, NEUTRAL 0-0) | C-USA: 6-2 (HOME 4-0, ROAD 2-2, NEUTRAL 0-0)

NORTH TEXAS at MEMPHIS

SIMMONS BANK LIBERTY STADIUM • MEMPHIS, TENN.
SEPT. 24, 2022 • ATTENDANCE: 23,203

POSTGAME NOTES

- Senior OL Manase Mose (Euleess, Texas) made his 53rd straight start and is the program's all-time leader for most career starts at North Texas. The center has started every game of his career and is in his fifth season with the Mean Green.
- Junior defensive lineman Kadren Johnson (Lewisville, Texas) and sophomore defensive back Logan Wilson (Dallas) made their first career starts for the Mean Green.
- Junior AP player Kaylon Horton (Houston) finished the day with one catch for 24 yards and a 5-yard touchdown run and 132 all-purpose yards with his 105 yards in kickoff returns.
- It was the fifth touchdown of Horton's career and first rushing score. Horton has now scored on a kickoff return, punt return, rush and reception.

SCORING SUMMARY

UNT	10	3	7	14	--	34
MEMPHIS	6	14	7	17	--	44

1st 11:21	UNT	Mooney, Ethan 25 yd field goal
03:30	MEM	Prieskorn,Caden 9 yd pass from Henigan (Howard,Chris kick failed)
02:12	UNT	Shorter, Jyaire 20 yd pass from Aune (Mooney, Ethan kick)
2nd 11:50	MEM	Ivory,Javon 18 yd pass from Henigan (Howard,Chris kick)
07:39	MEM	Thomas,Brandon 2 yd run (Howard,Chris kick)
00:00	UNT	Mooney, Ethan 36 yd field goal
3rd 13:35	MEM	Allen,Jaylon 39 yd INT return (Howard,Chris kick)
07:38	UNT	Ward, Damon 11 yd pass from Aune (Mooney, Ethan kick)
4th 14:20	MEM	Xavien Cullens 0 yd INT return (Howard,Chris kick)
11:33	MEM	Thomas,Brandon 2 yd run (Howard,Chris kick)
10:50	UNT	Maclin, Ja'Mori 41 yd pass from Aune (Mooney, Ethan kick)
04:16	MEM	Howard,Chris 36 yd field goal
02:31	UNT	Horton, Kaylon 5 yd run (Mooney, Ethan kick)

STATISTICS

TEAM STATS	UNT	MEM
FIRST DOWNS	23	19
RUSHES-YARDS (NET)	30-102	44-193
PASSING YDS (NET)	371	141
Passes Att-Comp-Int	27-50-2	19-29-1
TOTAL OFFENSE PLAYS-YARDS	80-473	73-334
Fumble Returns-Yards	0-0	0-0
Punt Returns-Yards	2-6	2-16
Kickoff Returns-Yards	5-118	3-81
Interception Returns-Yards	1-3	2-39
Punts (Number-Avg)	8-40.4	8-49.2
Fumbles-Lost	1-1	1-0
Penalties-Yards	3-24	4-36
Possession Time	27:15	32:45
Third-Down Conversions	3-for-15	2-for-12
Fourth-Down Conversions	0-for-1	0-for-1
Red-Zone Scores-Chances	5-for-5	5-for-5
Sacks By: Number-Yards	3-14	2-15

INDIVIDUAL STATISTICS

RUSHING: North Texas-Adaway III, Oscar 12-46; Adeyi, Ayo 6-30; Ragsdale, Ikaika 3-26; Horton, Kaylon 2-3; TEAM 1-0; Aune, Austin 6-minus 3. Memphis-Thomas,Brandon 15-84; Henigan,Seth 10-54; Martin,Asa 8-37; Ducker,Jevyon 9-27; TEAM 2-minus 9.

PASSING: North Texas-Aune, Austin 27-49-2-371; TEAM 0-1-0-0. Memphis-Henigan,Seth 19-29-1-141.

RECEIVING: North Texas-Burns, Roderic 6-58; Smart, Jordan 5-82; Maclin, Ja'Mori 3-81; Roberts, Jake 3-25; Shorter, Jyaire 2-38; Ward, Damon 2-26; Horton, Kaylon 1-24; Bush, Tommy 1-15; Adaway III, Oscar 1-11; Gumms, Var'Keyes 1-7; Adeyi, Ayo 1-3; Ragsdale, Ikaika 1-1. Memphis-Prieskorn,Caden 4-22; Martin,Asa 4-20; Drake, Koby 3-41; Lewis, Eddie 2-18; Rogers, Gabriel 2-7; Ivory,Javon 1-18; Taylor,Roc 1-8; Thomas,Brandon 1-4; Hassell,John 1-3.

INTERCEPTIONS: North Texas-Whitlock, Quinn 1-3. Memphis-Allen,Jaylon 1-39; Cullens,Xavier 1-0.

SACKS: North Texas-Brown, Jordan 1.0-5; Leota, Sifa 1.0-1; Richards, Mazin 0.5-4; Brown, Roderick 0.5-4. Memphis-Ducksworth, Wardalis 1.0-8; Allen, Jaylon 1.0-7.

TACKLES (Total): North Texas-Davis, KD 6-4; Brown, Jordan 6-2; Nixon III, Larry 3-3; Whitlock, Quinn 2-4; Faulkner, Sean-Thomas 1-5; Richards, Mazin 4-1; Gaddie, DeShawn 3-2; Vailea, Fatafehi 3-2; Robertson, Cam 2-1; Wilson, Logan 2-0; Johnson, Kadren 2-0; Texada, Ridge 1-1; Brown, Roderick 1-1; Smith, Jaylen 0-2; Drummond, Bryce 1-0; Rausaw, Kortlin 1-0; Leota, Sifa 1-0; Thompson, Loronzo 1-0; Kropp, Carson 0-1; Roach, Kaghan 0-1. Memphis-Johnson,Quindell 7-2; Cullens,Xavier 4-4; Evans,Cincir 5-2; Rubin,Greg 4-2; Cantin-Arku,Geo 4-1; Hastings,Josh 3-1; Whitlow Jr.,Wil 2-2; Ducksworth,Ward 2-1; Williams,Joel 2-0; Ross,Davion 1-1; Hamilton,Cormon 1-1; Murray,Tyler 1-1; Allen,Jaylon 1-1; Smith,Cameron 1-0; Norwood,Joe 1-0; Barnett,Julian 1-0; Brockington,Zy 0-1; Oliver,Sylvonta 0-1; Jackson,Cam'Ron 0-1.

FAU at NORTH TEXAS

APOGEE STADIUM • DENTON, TEXAS
OCT. 1, 2022 • ATTENDANCE: 18,274

POSTGAME NOTES

- The Mean Green have now won six of the last eight matchups with FAU dating back to 2010.
- The win puts head coach Seth Littrell at 40-41 in his Mean Green tenure and moves into a tie for fifth on the program's all-time wins list with Hayden Fry
- In the Littrell era, the Mean Green are now 25-0 when scoring at least 40 points
- DB Ridge Texada had two interceptions including a 58-yd return for a touchdown. It was the first interception return for a touchdown for UNT since Kemon Hall's against Arkansas on Sept. 15, 2018. He was the first UNT player with two interceptions since DeShawn Gaddie in 2020 vs. UTEP.

SCORING SUMMARY

FAU	7	14	0	7	--	28
UNT	7	21	14	3	--	45

1st 11:17	UNT	Shorter, Jyaire 25 yd pass from (Mooney, Ethan kick)
07:46	FAU	Perry,N'Kosi 12 yd run (Suarez,Morgan kick)
2nd 14:56	UNT	Shorter, Jyaire 2 yd pass from (Mooney, Ethan kick)
05:36	UNT	Shorter, Jyaire 25 yd pass from (Mooney, Ethan kick)
03:24	FAU	Young,Teja 64 yd INT: INT: (Suarez,Morgan kick)
00:09	FAU	McCammon,Larry 35 yd pass from (Suarez,Morgan kick)
3rd 09:56	UNT	Ragsdale, Ikaik 1 yd run (Mooney, Ethan kick)
08:23	UNT	Johnson, Isaiah 1 yd run (Mooney, Ethan kick)
4th 14:44	FAU	Wester,LaJohnta 13 yd pass from (Suarez,Morgan kick)
03:59	UNT	Mooney, Ethan 43 yd field goal
2nd 09:22	UNT	Texada, Ridge 58 yd INT: INT: (Mooney, Ethan kick)

STATISTICS

TEAM STATS	FAU	UNT
FIRST DOWNS	24	21
RUSHES-YARDS (NET)	29-137	51-300
PASSING YDS (NET)	295	181
Passes Att-Comp-Int	26-50-2	15-21-1
TOTAL OFFENSE PLAYS-YARDS	432	481
Fumble Returns-Yards	0-0	2-1
Punt Returns-Yards	0-(-1)	1-5
Kickoff Returns-Yards	1-12	5-81
Interception Returns-Yards	1-64	2-60
Punts (Number-Avg)	6-43.2	5-40.8
Fumbles-Lost	0-0	2-1
Penalties-Yards	3-14	9-69
Possession Time	26:26	33:34
Third-Down Conversions	8-for-19	4-of-12
Fourth-Down Conversions	1-for-2	1-for-1
Red-Zone Scores-Chances	2-for-4	3-for-3
Sacks By: Number-Yards	2-4	1-10

INDIVIDUAL STATISTICS

RUSHING: Fla. Atlantic-McCammon,Larry 15-79; Mobley,Zuberi 7-27; Perry,N'Kosi 5-27; Posey,Javion 1-5; Wester,La-Johnta 1-minus 1. North Texas-Ragsdale, Ikaika 16-119; Adeyi, Ayo 6-75; Adaway III, Oscar 16-71; Johnson, Isaiah 6-17; Earle, Stone 2-10; Aune, Austin 4-9; TEAM 1-minus 1.

PASSING: Fla. Atlantic-Perry,N'Kosi 26-50-2-295. North Texas-Aune, Austin 14-20-1-180; Earle, Stone 1-1-0-1.

RECEIVING: Fla. Atlantic-Wester,LaJohntay 10-113; Burton,Je'Quan 6-61; Edrine,Jahmal 4-42; Young,Jordan 3-31; McCammon,Larry 2-43; Johnson,Tony 1-5. North Texas-Burns, Roderic 3-69; Shorter, Jyaire 3-52; Gumms, Var'Keyes 3-22; Smart, Jordan 2-7; Roberts, Jake 1-20; Horton, Kaylon 1-8; Johnson, Isaiah 1-2; Adaway III, Oscar 1-1.

INTERCEPTIONS: Fla. Atlantic-Young,Teja 1-64. North Texas-Texada, Ridge 2-118.

SACKS: Fla. Atlantic-Jones,Chris 1.0-2; Latrell Jean 1.0-2.

TACKLES (Total): Fla. Atlantic-Young,Teja 8-3; Adams,Armani 6-2; Toombs,Dwight 6-2; Jean,Latrell 5-0; Williams,Eddie 2-3; McRae,Jaleel 4-0; McKithen,Justin 4-0; Wester,Jaylen 3-0; Jones,Chris 2-1; Merrifield,Jaco 1-2; Hill,Jahbari 2-0; Joseph,Morven 1-1; Hawthorne,Decar 0-2; Pettway,Jamie 1-0; McBride,Courtne 1-0; Dean,Kelvin 1-0; Boselli,Adam 1-0; Krakue,Marion 1-0; Wansley,Amari 1-0; Perry,N'Kosi 1-0; Mungin,Romain 1-0; McCammon,Larry 1-0; Hill,Daedae 0-1; Moore,Josh 0-1; Williams,Jayden 0-1; Joyner,Jaylen 0-1. North Texas-Davis, KD 4-6; Nixon III, Larry 4-6; Faulkner, Sean-Thomas 4-2; Vailea, Fatafehi 2-3; Texada, Ridge 4-0; Whitlock, Quinn 2-2; Richards, Mazin 3-0; Gaddie, DeShawn 1-2; Leota, Sifa 0-3; Wilson, Logan 2-0; Johnson, Kadren 0-2; Brown, Roderick 0-2; Johnson, Robert 1-0; Smith, Jaylen 1-0; Jackson,Enoch 1-0; Rausaw,Kortlin 1-0; West, Harold 1-0; Adeyi, Ayo 1-0.

2022 GAME RECAPS

OVERALL: 7-5 (HOME 5-1, ROAD 2-3, NEUTRAL 0-0) | C-USA: 6-2 (HOME 4-0, ROAD 2-2, NEUTRAL 0-0)

NORTH TEXAS vs. LA TECH

APOGEE STADIUM • DENTON, TEXAS
OCT. 15, 2022 • ATTENDANCE: 16,590

POSTGAME NOTES

- The win was the eighth straight against a Conference USA foe, dating back to last season, which is the longest for the Mean Green in the C-USA era and longest since they won 26 straight Sun Belt games from Oct. 13, 2001-Sept. 10, 2005.
- The eight straight conference wins puts UNT third nationally for longest active conference winning streak.
- The Mean Green's 475 rushing yards set a new program rushing record for a single game. The total is the fifth-most in Conference USA history and the second most by a FBS team thus far in 2022.
- The win moves UNT to 4-3 on the season, marking the first time since 2017 the team has been 4-3 after seven games and the first time since 2017 the Mean Green have started Conference USA play 3-0.

SCORING SUMMARY

LA TECH	3	14	10	0	--	27
UNT	14	13	7	13	--	47

1st 11:54	UNT	Ragsdale, Ikaika 1 yd run (Cayton,Chris kick)
06:35	LT	Buchanan,Buck 46 yd field goal
03:52	UNT	Shorter, Jyaire 51 yd pass from Aune, Austin (Cayton,Chris kick)
2nd 13:15	UNT	Adeyi, Ayo 92 yd run (Cayton,Chris kick)
10:10	LT	Magee,Tahj 34 yd pass from McNeil,Parker (Barnes,Jacob kick)
04:34	UNT	Adaway III, Oscar 1 yd run (Cayton,Chris kick blocked)
02:11	LT	Garner,Greg 1 yd run (Barnes,Jacob kick)
3rd 09:47	LT	Barnes,Jacob 23 yd field goal
04:59	UNT	Gumms, Var'Keyes 20 yd pass from Aune, Austin (Mooney, Ethan kick)
01:19	LT	Harris,Tre 58 yd pass from McNeil,Parker (Barnes,Jacob kick)
4th 13:02	UNT	Mooney, Ethan 30 yd field goal
10:18	UNT	Horton, Kaylon 66 yd run (Mooney, Ethan kick)
01:18	UNT	Mooney, Ethan 20 yd field goal

STATISTICS

TEAM STATS	LT	UNT
FIRST DOWNS	22	27
RUSHES-YARDS (NET)	38-80	47-475
PASSING YDS (NET)	424	196
Passes Att-Comp-Int	26-37-0	11-21-1
TOTAL OFFENSE PLAYS-YARDS	75-504	68-671
Fumble Returns-Yards	0-0	0-0
Punt Returns-Yards	0-0	0-0
Kickoff Returns-Yards	2-22	1-14
Interception Returns-Yards	1-0	0-0
Punts (Number-Avg)	4-41.2	2-43.0
Fumbles-Lost	2-0	1-0
Penalties-Yards	9-86	8-67
Possession Time	33:22	25:06
Third-Down Conversions	8-of-17	5-of-12
Fourth-Down Conversions	1-of-2	3-of-3
Red-Zone Scores-Chances	2-2	5-5
Sacks By: Number-Yards	0-0	7.0-39

INDIVIDUAL STATISTICS

RUSHING: Louisiana Tech-Crosby,Marquis 9-46; Thornton,Charvi 6-25; Harris,Tre 2-14; Garner,Greg 8-12; Allen,Cyrus 1-8; Magee,Tahj 1-0; McNeil,Parker 11-minus 25. North Texas-Adeyi, Ayo 7-122; Adaway III, Oscar 16-113; Horton, Kaylon 3-97; Johnson, Isaiah 13-77; Ragsdale, Ikaika 7-62; Aune, Austin 1-4.

PASSING: Louisiana Tech-McNeil,Parker 26-37-0-424. North Texas-Aune,Austin 11-20-1-196; Ward, Damon 0-1-0-0.

RECEIVING: Louisiana Tech-Harris,Smoke 10-156; Harris,Tre 6-129; Magee,Tahj 4-58; Allen,Cyrus 2-40; Maxwell,Kyle 2-23; Jones,Nate 1-11; Thornton,Charvi 1-7. North Texas-Gumms, Var'Keyes 4-59; Ragsdale, Ikaika 2-16; Shorter, Jyaire 1-51; Smart, Jordan 1-29; Roberts, Jake 1-24; Adaway III, Oscar 1-10; Ward, Damon 1-7.

INTERCEPTIONS: Louisiana Tech-Williamson,BeeJay 1-0. North Texas-None.

SACKS: Louisiana Tech-None. North Texas-Richards, Mazin 3-0; Brown, Roderick 2-1; Trieb, Tom 0-1; Robertson, Cam 1-0.

TACKLES (Total): Louisiana Tech-Cole,Jaiden 7-2; Williamson,BeeJay 5-3; Singleton,Cecil 5-2; Morrison,Khiry 4-1; Carabin,Maki 4-0; Davis,Hugh 3-1; Roberts,Willie 2-2; Mason,Myles 2-2; Lyles,Rasheed 3-0; Hall,Deshon 2-1; Rose,Keivie 1-1; Fisher,Kershawn 1-1; Turner,Marquell 1-0; Brooks,Myles 1-0; Burnett,J'Dan 1-0; TEAM 1-0; Clark,Mykol 0-1; Washington,Jori 0-1; Mason,Joseph 0-1; Ard,Christian 0-1. North Texas-Davis, KD 11-8; Wood, Kevin 5-6; Richards, Mazin 9-0; Wilson, Logan 4-3; Brown, Roderick 3-1; Faulkner, Sean-Thomas 2-2; Whitlock, Quinn 1-2; Johnson,Kadren 0-3; Gaddie, DeShawn 2-0; Trieb, Tom 0-2; Thompson, Loranzo 1-0; Nixon III, Larry 1-0; Robertson, Cam 1-0; Leota, Sifa 1-0; Brown, Jordan 1-0; Rausaw, Kortlin 1-0; Texada, Ridge 1-0; Vailea, Fatafehi 0-1; Crosby, Keelan 0-1; Smith, Patrick 0-1.

NORTH TEXAS at UTSA

ALAMODOME • SAN ANTONIO, TEXAS
OCT. 22, 2022 • ATTENDANCE: 27,122

POSTGAME NOTES

- The Mean Green loss evens the all-time series 5-5, after North Texas entered the game having won four of the previous five meetings against the Roadrunners.
- After rushing for a program record 475 yards last week, North Texas rushed for 22 yards as a team in the loss.
- Since 2000, the Mean Green are 0-29 in games where they failed to rush for 50 yards.
- North Texas has 16 touchdown-scoring drives of less than two minutes this season, including two on Saturday.
- Senior LB KD Davis (Ennis, Texas) finished the day with 12 tackles, including six solo stops, a half-sack and a half-tackle for-loss. He now has 41 tackles over the past three games.

SCORING SUMMARY

UNT	6	0	7	14	--	27
UTSA	0	3	7	21	--	31

1st 13:11	UNT	Mooney, Ethan 49 yd field goal
00:08	UNT	Mooney, Ethan 40 yd field goal
2nd 03:21	UTSA	Sackett,Jared 32 yd field goal
3rd 09:26	UTSA	Brady,Brenden 3 yd run (Sackett,Jared kick)
08:06	UNT	Roberts, Jake 19 yd pass from Aune, Austin (Mooney, Ethan kick)
4th 13:09	UTSA	Brady,Brenden 1 yd run (Sackett,Jared kick)
09:35	UNT	Gumms, Var'Keyes 44 yd pass from Aune, Austin (Mooney, Ethan kick)
02:36	UTSA	Cephus,Joshua 6 yd pass from Harris, Frank (Sackett,Jared kick)
01:38	UNT	Johnson, Isaiah 1 yd pass from Aune, Austin (Mooney, Ethan kick)
00:15	UTSA	Clark,De'Corian 10 yd pass from Harris, Frank (Sackett,Jared kick)

STATISTICS

TEAM STATS	UNT	UTSA
FIRST DOWNS	13	32
RUSHES-YARDS (NET)	21-22	54-257
PASSING YDS (NET)	325	238
Passes Att-Comp-Int	31-15-1	40-27-1
TOTAL OFFENSE PLAYS-YARDS	52-347	94-495
Fumble Returns-Yards	0-0	0-0
Punt Returns-Yards	1-1	1-2
Kickoff Returns-Yards	3-46	0-0
Interception Returns-Yards	1-6	1-0
Punts (Number-Avg)	5-39.2	3-45.7
Fumbles-Lost	0-0	1-0
Penalties-Yards	8-68	5-45
Possession Time	21:40	38:20
Third-Down Conversions	7-15	10-18
Fourth-Down Conversions	2-2	5-6
Red-Zone Scores-Chances	2-2	4-6
Sacks By: Number-Yards	4-28	2-11

INDIVIDUAL STATISTICS

RUSHING: North Texas-Adaway III, Oscar 10-20; Ragsdale, Ikaika 4-10; Adeyi, Ayo 2-2; Horton, Kaylon 1-0; Aune, Austin 4-minus 10. UTSA-Brady,Brenden 19-112; Harris, Frank 16-75; Barnes,Kevorian 10-54; Smith,Trelon 6-3; TEAM 1-minus 1; Cephus,Joshua 2-minus 9.

PASSING: North Texas-Aune, Austin 15-31-1-325. UTSA-Harris, Frank 27-39-1-238; Franklin,Zakhar 0-1-0-0.

RECEIVING: North Texas-Burns, Roderic 6-139; Gumms, Var'Keye 3-92; Smart, Jordan 2-9; Shorter, Jyaire 1-58; Roberts, Jake 1-19; Ward, Damon 1-7; Johnson, Isaiah 1-1. UTSA-Cephus,Joshua 11-88; Clark,De'Corian 6-54; Franklin,Zakhar 6-21; Cardenas,Oscar 3-57; Dishman,Dan 1-18.

INTERCEPTIONS: North Texas-Texada, Ridge 1-6. UTSA-Mayfield Jr., Co 1-0.

SACKS: North Texas-Richards, Mazin 1-1; Jackson, Enoch 1-0; Rausaw, Kortlin 0-1; Davis, KD 0-1; Nixon III, Larr 0-1. UTSA-Taylor,Dadrian 1-0; Bell II, Trumane 1-0.

TACKLES (Total): North Texas-Davis, KD 6-6; Richards, Mazin 7-4; Wood, Kevin 3-8; Faulkner, Sean-Thomas 6-3; Crosby, Keelan 6-3; Wilson, Logan 4-4; Texada, Ridge 5-1; Brown, Roderick 1-5; Vailea, Fatafehi 0-6; Nixon III, Larry 2-3; Gaddie, DeShawn 2-2; Leota, Sifa 1-3; Rausaw, Kortlin 0-4; Johnson,Kadren 1-2; Smith, Jaylen 1-1; Jackson, Enoch 1-1; Trieb, Tom 1-0. UTSA-Chatman,Cliffo 4-5; Nwachuku,Kelech 4-1; Mayfield Jr., Co 3-1; Fortune,Nicktro 2-2; Ligon,Jamal 1-3; Taylor,Dadrian 1-2; Griffin,Dywan 2-0; Robinson,Ken 1-1; Simon,Asyrus 0-2; Morris,Avery 0-2; Player,Xavier 0-2; French,Martaviu 0-2; Hamanson,Trevo 0-2; Booker-Brown,Ni 0-2; Taylor,Donyai 1-0; Smith,Trelon 1-0; Bell II, Trumane 1-0; Clayton,Christi 0-1; Leonard,Tai 0-1; McDougle,Lamont 0-1; Robinson,Jimmor 0-1; Baty,Walker 0-1; Clark,De'Corian 0-1; Moore,Trey 0-1.

2022 GAME RECAPS

OVERALL: 7-5 (HOME 5-1, ROAD 2-3, NEUTRAL 0-0) | C-USA: 6-2 (HOME 4-0, ROAD 2-2, NEUTRAL 0-0)

NORTH TEXAS at WKU

HOUCHENS INDUSTRIES-LT SMITH STADIUM • BOWLING GREEN, KY.
OCT. 29, 2022 • ATTENDANCE: 17,194

POSTGAME NOTES

- UNT has now won nine of its last 10 Conference USA games.
- The Mean Green win gives them a 5-4 nod in the all-time series, and it's the first UNT win in the last five meetings between the schools.
- The Mean Green improved to 27-0 in the Seth Littrell era when scoring at least 40 points and 16-0 when holding the opponent to less than 20 points.
- North Texas has 18 touchdown-scoring drives of less than two minutes this season, including two against WKU.
- The UNT defense on the road this season has not allowed the opponent to get out of the gate quickly. The Mean Green have only allowed 15 total points in the first quarter of their four road games, an average of just 3.8 points.

SCORING SUMMARY

UNT	17	3	0	20	--	40
WKU	7	6	0	0	--	13

1st 11:39	UNT	Horton, Kaylon 28 yd pass from Aune, Austin (Mooney, Ethan kick)
08:24	UNT	Ward, Damon 56 yd pass from Aune, Austin (Mooney, Ethan kick)
05:44	WKU	Simon, Joshua 5 yd pass from Reed, Austin (Narveson, Brayden kick)
01:30	UNT	Mooney, Ethan 39 yd field goal
2nd 14:51	WKU	Narveson, Brayden 43 yd field goal
01:28	WKU	Narveson, Brayden 32 yd field goal
00:00	UNT	Mooney, Ethan 20 yd field goal
4th 14:11	UNT	Ragsdale, Ikaika 5 yd pass from Aune, Austin (Mooney, Ethan kick blocked)
08:57	UNT	Adeyi, Ayo 39 yd run (Mooney, Ethan kick)
02:08	UNT	Ragsdale, Ikaika 11 yd run (Mooney, Ethan kick)

STATISTICS

TEAM STATS	UNT	WKU
FIRST DOWNS	25	23
RUSHES-YARDS (NET)	36-196	30-146
PASSING YDS (NET)	340	320
Passes Att-Comp-Int	30-21-0	49-29-1
TOTAL OFFENSE PLAYS-YARDS	66-536	79-466
Fumble Returns-Yards	1-0	0-0
Punt Returns-Yards	0-0	2-1
Kickoff Returns-Yards	2-41	2-42
Interception Returns-Yards	1-11	0-0
Punts (Number-Avg)	5-40.6	4-46.0
Fumbles-Lost	0-0	2-1
Penalties-Yards	5-40	9-72
Possession Time	29:05	30:55
Third-Down Conversions	5 of 12	8 of 17
Fourth-Down Conversions	0 of 0	1 of 2
Red-Zone Scores-Chances	3 of 3	2 of 3
Sacks By: Number-Yards	2-17	1-7

INDIVIDUAL STATISTICS

RUSHING: North Texas-Adeyi, Ayo 10-72; Ragsdale, Ikaika 11-61; Adaway III, Oscar 7-35; Earle, Stone 3-20; Roberts, Jake 1-10; Burns, Roderic 1-3; Aune, Austin 3-minus 5. Western Ky.-Sanders, L.T. 13-76; Ervin-Poindexter 11-53; Mathison, Michael 1-13; Reed, Austin 4-4.

PASSING: North Texas-Aune, Austin 20-28-0-322; Earle, Stone 2-2-0-23. Western Ky.-Reed, Austin 29-49-1-320.

RECEIVING: North Texas-Roberts, Jake 5-47; Ward, Damon 4-101; Horton, Kaylon 3-40; Maclin, Ja'Mori 2-61; Gumbs, Var'Keyes 2-30; Ragsdale, Ikaika 2-12; Burns, Roderic 1-25; Smart, Jordan 1-10; Shorter, Jyaire 1-10; Adeyi, Ayo 1-9. Western Ky.-Corley, Malachi 8-97; Hall, Jaylen 6-96; Davis, Daewood 5-63; Mathison, Michael 4-58; Ervin-Poindexter 2-1; Simon, Joshua 1-5; Sanders, L.T. 1-2; Beljan, Joey 1-0; Smith, Dalvin 1-minus 2.

INTERCEPTIONS: North Texas-Wilson, Logan 1-11. Western Ky.-None.

SACKS: North Texas-Johnson, Kadren 2.0-17. Western Ky.-Evans, Ja'Ques 1.0-7

TACKLES (Total): North Texas-Richards, Mazin 6-3; Whitlock, Quinn 5-3; Faulkner, Sean-Thomas 3-3; Wood, Kevin 3-3; Davis, KD 3-3; Nixon III, Larry 4-1; Gaddie, DeShawn 4-1; Wilson, Logan 3-2; Texada, Ridge 3-0; Brown, Jordan 0-3; Johnson, Kadren 2-0; West, Harold 1-1; Brown, Roderic 1-1; Trieb, Tom 1-1; Robertson, Cam 1-1; Rausaw, Kortlin 0-2; Leota, Sifa 1-0; Vailea, Fatafehi 1-0; Smith, Jaylen 0-1; Smith, Patrick 0-1; Burns, Roderic 0-1; Thompson, Loranzo 0-1; Crosby, Keelan 0-1; Kropp, Carson 0-1. Western Ky.-Evans, Ja'Ques 7-8; Oliver, Kaleb 4-1; Simpkins, Kendri 4-1; Smith, Derrick 4-1; Stout, Upton 4-0; Hunter, Jaden 3-1; Shipp, Darius 3-1; Hailassie, Kahle 3-1; Hernandez, Loren 2-0; Jones, Juvuan 1-1; Brathwaite, Jr. 1-1; Ignont, Will 1-1; Goodrum, Daron 1-1; Thompson, Terrio 1-0; Walker, Dante 1-0; Martin, Brodrick 1-0; Mathison, Michae 1-0; Smith, Dalvin 1-0; Allen, Taliqo 0-1.

FIU vs. NORTH TEXAS

APOGEE STADIUM • DENTON, TEXAS
NOV. 5, 2022 • ATTENDANCE: 22,308

POSTGAME NOTES

- The Mean Green are now bowl eligible for the sixth time in Littrell's seven seasons at the helm.
- North Texas has 22 touchdown-scoring drives of less than two minutes this season, including four on Saturday.
- UNT's 45 first-half points tied for the most this season with its Sept. 10 game against Texas Southern.
- The 24 first-quarter points was the most for a UNT team since scoring 24 against Idaho State on Nov. 11, 1995, in a game UNT won 41-38.
- After last year's 49-7 win over FIU, UNT has a combined margin of victory of 80 points in its past two games against FIU.
- North Texas scored a touchdown 50 seconds into the game to mark the fastest score for the Mean Green since Nov. 2, 2019, when Mason Fine threw a touchdown pass 17 seconds into the game against UTEP.
- Twelve UNT players have now caught touchdown receptions this year after Jordan Smart joined the club on Saturday.

SCORING SUMMARY

FIU	0	14	0	0	--	14
UNT	24	21	0	7	--	52

1st 14:10	UNT	Adeyi, Ayo 2 yd run (Mooney, Ethan kick)
11:10	UNT	Smart, Jordan 45 yd pass from Aune, Austin (Mooney, Ethan kick)
06:38	UNT	Mooney, Ethan 29 yd field goal
01:08	UNT	Gumbs, Var'Keyes 10 yd pass from Aune, Austin (Mooney, Ethan kick)
2nd 12:47	UNT	Shorter, Jyaire 57 yd pass from Aune, Austin (Mooney, Ethan kick)
10:54	UNT	Ragsdale, Ikaika 6 yd pass from Aune, Austin (Mooney, Ethan kick)
08:06	FIU	Wilson Jr., EJ 2 yd run (Gabriel, Chase kick)
03:44	FIU	Peterson, Reggie 79 yd interception return (Gabriel, Chase kick)
01:13	UNT	Shorter, Jyaire 35 yd pass from Aune, Austin (Mooney, Ethan kick)
4th 08:22	UNT	Earle, Stone 1 yd run (Mooney, Ethan kick)

STATISTICS

TEAM STATS	FIU	UNT
FIRST DOWNS	14	52
RUSHES-YARDS (NET)	25-113	42-209
PASSING YDS (NET)	145	414
Passes Att-Comp-Int	22-39-2	25-35-2
TOTAL OFFENSE PLAYS-YARDS	64-248	77-623
Fumble Returns-Yards	0-0	0-0
Punt Returns-Yards	2-11	1-0
Kickoff Returns-Yards	3-51	3-58
Interception Returns-Yards	2-79	2-11
Punts (Number-Avg)	9-40.8	2-51.0
Fumbles-Lost	1-0	2-1
Penalties-Yards	4-32	3-20
Possession Time	26:03	33:57
Third-Down Conversions	5 of 16	12 of 15
Fourth-Down Conversions	2 of 2	0 of 0
Red-Zone Scores-Chances	1-2	5-6
Sacks By: Number-Yards	0-0	0-0

INDIVIDUAL STATISTICS

RUSHING: FIU-James, Grayson 4-37; Patterson, Anton 7-33; Joseph, Lexington 5-21; Wilson Jr., EJ 4-9; Chambers, Tyrese 1-8; Owens, Kejon 3-3; Carlson, Haden 1-2. North Texas-Earle, Stone 11-60; Adeyi, Ayo 7-59; Ragsdale, Ikaika 11-30; Farrar, Qualon 5-24; Aune, Austin 3-20; Jackson, BK 4-17; TEAM 1-minus 1.

PASSING: FIU-James, Grayson 19-35-2-130; Carlson, Haden 3-4-0-15. North Texas-Aune, Austin 25-34-2-414; Earle, Stone 0-1-0-0.

RECEIVING: FIU-Hooker, Artez 5-30; Joseph, Lexington 5-11; Chambers, Tyrese 3-21; Bracey, Jalen 2-8; Fairweather, Riv 1-39; Patterson, Dean 1-15; McDonald, Jackso 1-12; Berry Jr., Jay 1-4; Wilson Jr., EJ 1-3; Fournet, Ross 1-3; Patterson, Anton 1-minus 1. North Texas-Smart, Jordan 5-76; Gumbs, Var'Keye 5-42; Burns, Roderic 4-57; Maclin, Ja'Mori 3-55; Ragsdale, Ikaika 3-13; Shorter, Jyaire 2-92; Roberts, Jake 1-70; Ward, Damon 1-12; Horton, Kaylon 1-minus 3.

INTERCEPTIONS: FIU-Peterson, Reggie 1-78; Cole, Adrian 1-0. North Texas-Wood, Kevin 1-8.

SACKS: FIU-None. North Texas-None.

TACKLES (Total): FIU-Daniel, D'Verik 6-1; Cole, Adrian 6-0; Peterson, Reggie 2-4; Hill, Demetrius 4-1; Howard, Jake 4-1; Manuel, Donovan 3-2; Strickland, Davo 2-2; Potts, Jamal 3-0; Passmore, Jeremy 1-2; Bernadel, Gaetha 1-2; Guerard, Jordan 1-2; Masses, Hezekiah 2-0; Nobles, Alex 2-0; Davis, Keegan 2-0; Volmar, Andrew 1-1; TEAM 1-0; Matias, Lucas 1-0; Hall, Dorian 1-0; Mitchell, Kris 1-0; Brumfield, Kyan 1-0; Perkins, Joe 1-0; O'Neal, Travonte 0-1; Kinsler, Latarie 0-1. North Texas-Davis, KD 4-3; Wood, Kevin 5-1; Whitlock, Quinn 4-0; Smith, Jaylen 3-1; Richards, Mazin 3-0; Wilson, Logan 2-1; Guillory, Alphonse 2-1; Kropp, Carson 1-2; Nixon III, Larry 0-3; Brown, Jordan 2-0; Leota, Sifa 2-0; West, Harold 2-0; Gaddie, DeShawn 2-0; Trieb, Tom 2-0; Thompson, Loranzo 1-1; Robertson, Cam 1-0; Maclin, Ja'Mori 1-0; Wright, Chris 1-0; Faulkner, Sean-Thomas 1-0; Johnson, Ta'Shoyin 1-0; Rausaw, Kortlin 1-0; Roach, Kaghren 0-1.

2022 GAME RECAPS

OVERALL: 7-5 (HOME 5-1, ROAD 2-3, NEUTRAL 0-0) | C-USA: 6-2 (HOME 4-0, ROAD 2-2, NEUTRAL 0-0)

NORTH TEXAS at UAB

PROTECTIVE STADIUM • BIRMINGHAM, ALA.
NOV. 12, 2022 • ATTENDANCE: 18,504

POSTGAME NOTES

- The Mean Green loss drops them to 1-6 all-time in the series with UAB, and UNT has now lost four straight in the series with the last Mean Green win coming in Denton on Sept. 23, 2017.
- The Mean Green are now 33-7 when leading at the half in the Seth Littrell era.
- Senior kicker Ethan Mooney (Fort Worth) went 0-for-1 on field goal attempts and 3-for-3 on extra points. Mooney now has 313 career points – tying him on the career all-time list with Trevor Moore (2014-17).
- Junior QB Austin Aune (Argyle, Texas) finished 15 for 32 for 159 yards, a touchdown pass and a rushing touchdown. His 18-yard touchdown pass to Damon Ward Jr., with 10:02 to play in the second quarter was 29th of the season to tie him for second on the single-season list with Mason Fine (2019).

SCORING SUMMARY

UNT	0	21	0	0	--	21
UAB	14	3	10	14	--	41

1st	11:32	UAB	McBride,DeWayne 3 yd run (Quinn,Matt kick)
	04:26	UAB	McBride,DeWayne 1 yd run (Quinn,Matt kick)
2nd	13:40	UNT	Aune, Austin 5 yd run (Mooney, Ethan kick)
	10:02	UNT	Ward, Damon 18 yd pass from (Mooney, Ethan kick)
	06:17	UNT	Johnson, Isaiah 1 yd run (Mooney, Ethan kick)
	01:49	UAB	Quinn,Matt 24 yd field goal
3rd	08:08	UAB	Quinn,Matt 39 yd field goal
	03:10	UAB	Shropshire,Trea 2 yd pass from (Quinn,Matt kick)
4th	07:55	UAB	McBride,DeWayne 1 yd run (Quinn,Matt kick)
	00:54	UAB	Brown Jr.,Jermaine 1 yd run (Quinn,Matt kick)

STATISTICS

TEAM STATS	UNT	UAB
FIRST DOWNS	14	24
RUSHES-YARDS (NET)	29-105	51-271
PASSING YDS (NET)	159	227
Passes Att-Comp-Int	15-32-0	15-23-0
TOTAL OFFENSE PLAYS-YARDS	61-264	74-498
Fumble Returns-Yards	0-0	0-0
Punt Returns-Yards	0-0	1-(-4)
Kickoff Returns-Yards	2-56	0-0
Interception Returns-Yards	0-0	0-0
Punts (Number-Avg)	3-35.7	0-0
Fumbles-Lost	1-1	1-1
Penalties-Yards	1-5	4-35
Possession Time	22:33	37:37
Third-Down Conversions	7-15	13-17
Fourth-Down Conversions	1-3	1-2
Red-Zone Scores-Chances	3-3	6-6
Sacks By: Number-Yards	1-7	2-19

INDIVIDUAL STATISTICS

RUSHING: North Texas-Ragsdale, Ikaika 17-74; Johnson, Isaiah 5-25; Aune, Austin 7-6. UAB-Brown Jr.,Jermaine 24-150; McBride,DeWayne 21-120; Hopkins,Dylan 5-1; TEAM 1-0.

PASSING: North Texas-Aune, Austin 15-32-0-159. UAB-Hopkins,Dylan 15-23-0-227.

RECEIVING: North Texas-Ward, Damon 6-58; Gumms, Var'Keyes 3-8; Roberts, Jake 2-23; Shorter, Jyaire 1-53; Ragsdale, Ikaika 1-7; Maclin, Ja'Mori 1-5; Burns, Roderic 1-5. UAB-Shropshire,Trea 5-66; Farrier II,Fred 3-41; Rudolph,Samarjo 3-32; Jones,TJ 2-7; Palmer,Tejhaun 1-75; Brown Jr.,Jermaine 1-6.

INTERCEPTIONS: North Texas-None. UAB-None.

SACKS: North Texas-Richards,Mazin 1.0-7. UAB-Bynum,Devodric 1.0-11; Harrell,Kyle 1.0-8.

TACKLES (Total): North Texas-Faulkner, Sean-Thomas 5-7; Nixon III, Larry 3-9; Davis, KD 3-5; Richards, Mazin 4-3; Vailea, Fatafeh 2-4; Wilson, Logan 4-1; Gaddie, DeShawn 4-1; Wood, Kevin 3-2; Trieb, Tom 3-1; Whitlock, Quinn 3-1; Texada, Ridge 3-0; Brown, Jordan 2-0; Robertson, Cam 1-0; Rausaw, Kortlin 1-0; Thompson, Lonzoo 0-1; Guillory, Alphonse 0-1. UAB-Taylor,Tyler 2-7; Bynum,Devodric 7-1; Wilder,Noah 3-3; Swoopes,Keondre 1-3; McWilliams,Fish 2-1; Miller,Damien 1-2; Daniels,CD 1-2; Ellis,Reynard 1-2; Thomas V,Starli 1-2; Boler,Will 1-2; Cash,Grayson 2-0; Harrell,Kyle 2-0; Tuazama,Drew 1-1; Fairbanks II,Mi 1-1; Key,Jaylen 1-1; Dempsey,Colby 1-0; Burkhardt,Reese 1-0.

NORTH TEXAS vs. RICE

APOGEE STADIUM • DENTON, TEXAS
NOV. 26, 2022 • ATTENDANCE: 15,688

POSTGAME NOTES

- The win puts UNT in the Conference USA Championship Game, set for Friday night in San Antonio against UTSA. It will mark the program's second appearance in the C-USA title game with a chance to earn the first conference championship since 2004.
- Junior QB Austin Aune (Argyle, Texas) finished 16 for 29 for 203 yards and two touchdown passes. His 31 passing touchdowns ties Mason Fine's single-season program record, which was set in 2017.
- Senior LB KD Davis (Ennis, Texas) finished the day with 13 tackles, including four solo stops, a tackle for-loss, QB hurry and his first career interception to ice the game. Davis now has 407 career tackles and is 11 tackles behind all-time program leader Byron Gross (1987-90), who finished his career with 418 total tackles.
- Redshirt freshman TE Var'Keyes Gumms (Houston) finished with three catches for 41 yards. Gumms' three catches give him 31 on the season to put him at No. 2 on the program's all-time, single-season list for most receptions by a tight end in UNT history behind only Jason Pirtle (2017-21), who had 41 in 2021. Gumms' 438 yards is the most receiving yards in a season by a tight end in UNT history.

SCORING SUMMARY

RICE	0	14	0	3	--	17
UNT	7	7	0	7	--	21

1st	01:28	UNT	Shorter, Jyaire 45 yd pass from (Mooney, Ethan kick)
2nd	07:18	RICE	West,Uriah 1 yd run (VanSickle,Chris kick)
	04:26	UNT	Ragsdale, Ikaika 7 yd run (Mooney, Ethan kick)
	02:36	RICE	Walker,Braylen 48 yd pass from (VanSickle,Chris kick)
4th	14:19	RICE	VanSickle,Chris 24 yd field goal
	10:35	UNT	Ragsdale, Ikaika 6 yd pass from (Mooney, Ethan kick)

STATISTICS

TEAM STATS	RICE	UNT
FIRST DOWNS	19	16
RUSHES-YARDS (NET)	44-186	30-159
PASSING YDS (NET)	229	203
Passes Att-Comp-Int	22-13-1	29-16-0
TOTAL OFFENSE PLAYS-YARDS	66-415	59-362
Fumble Returns-Yards	0-0	0-0
Punt Returns-Yards	3-13	0-0
Kickoff Returns-Yards	1-21	2-42
Interception Returns-Yards	0-0	1-0
Punts (Number-Avg)	3-45.7	6-36.5
Fumbles-Lost	3-1	0-0
Penalties-Yards	5-50	3-30
Possession Time	35:42	24:17
Third-Down Conversions	4-13	8-15
Fourth-Down Conversions	1-2	0-0
Red-Zone Scores-Chances	2-3	2-2
Sacks By: Number-Yards	0-0	2-14

INDIVIDUAL STATISTICS

RUSHING: Rice-Otoviano,Juma 14-94; Montgomery,Came 11-49; Padgett,AJ 14-26; West,Uriah 5-17. North Texas-Ragsdale, Ikaika 17-122; Johnson, Isaiah 7-42; Smart, Jordan 1-4; Morris, Dorian 1-0; TEAM 2-minus 3; Aune, Austin 2-minus 6.

PASSING: Rice-Padgett,AJ 13-22-1-229. North Texas-Aune, Austin 16-29-0-203.

RECEIVING: Rice-Esdale,Isaiah 5-69; Walker,Braylen 4-77; Rozner,Bradley 2-28; Otoviano,Juma 1-48; West,Uriah 1-7. North Texas-Ragsdale, Ikaika 5-59; Gumms, Var'Keyes 3-41; Burns, Roderic 2-16; Johnson, Isaiah 2-8; Shorter, Jyaire 1-45; Smart, Jordan 1-19; Roberts, Jake 1-11; Horton, Kaylon 1-4.

INTERCEPTIONS: Rice-None. North Texas-Davis, KD 1-0.

SACKS: Rice-None. North Texas-Leota, Sifa 1.0-6; Wood, Kevin 1.0-8.

TACKLES (Total): Rice-Nyakwol,George 7-4; Morrison,Myron 6-2; Chamberlain,Tre 3-4; Conti,Chris 2-4; Taylor,Gabriel 2-3; Boenisch,Blake 1-2; Carroll,DeBray 2-0; Lockhart,Kirk 2-0; Pearcy,Josh 1-1; Titre,Quent 1-1; Floyd,Izeya 0-2; McCord,Miles 1-0; Schuman,Trey 1-0; Orji,Kenneth 0-1. North Texas-Nixon III, Larr 6-7; Davis, KD 4-9; Richards, Mazin 5-2; Texada, Ridge 3-3; Faulkner, Sean- 1-5; Trieb, Tom 3-2; Whitlock, Quinn 2-3; Jackson, Zahodi 2-2; Leota, Sifa 1-3; Wood, Kevin 2-1; Guillory, Alphonse 0-3; Brown, Jordan 0-3; Rausaw, Kortlin 1-1; Vailea, Fatafeh 0-2; Wilson, Logan 0-1; Smart, Jordan 0-1; Johnson,Kadren 0-1; Linder, Bryce 0-1; Jackson,Enoch 0-1; Brown, Roderick 0-1.

TEAM SEASON HIGHS UPDATE

RUSHING

ATTEMPTS		
1.	639	2021
2.	609	1951
3.	587	2002
4.	577	1980
5.	576	1978
6.	561	2003
7.	558	1961
8.	556	1983
9.	549	2013
10.	537	1986
	537	1985
--	461	2022

YARDS

1.	3,079	1951
2.	3,035	2021
3.	2,908	1959
4.	2,593	1952
5.	2,512	1953
6.	2,450	2022

YARDS PER ATTEMPT

(SINCE 2001)		
1.	5.3	2022
	5.3	2009
3.	5.2	2020
4.	5.0	2010
5.	4.8	2021
6.	4.6	2004
7.	4.5	2017
8.	4.4	2015
9.	4.3	2018
	4.3	2012
	4.3	2013

YARDS PER GAME

1.	290.8	1959
2.	279.9	1951
3.	259.3	1952
4.	251.2	1953
5.	234.4	1986
6.	233.4	2021
7.	230.8	1957
8.	230.2	2020
9.	215.0	1980
10.	210.9	1961
--	204.2	2022

TOUCHDOWNS

1.	33	1951
2.	32	2021
3.	31	2013
4.	28	2003
	28	2017
6.	27	2009
7.	25	2018
8.	24	2016
	24	1977
10.	23	2002
--	20	2022

PASSING

YARDS		
1.	4,086	2017
2.	3,988	2018
3.	3,476	2007
4.	3,400	2019
5.	3,218	1994
6.	3,214	2022

YARDS PER GAME

1.	306.8	2018
2.	294.4	1969
3.	292.5	1994
4.	291.9	2017
5.	289.7	2007
--	267.8	2022

ATTEMPTS

1.	553	2007
2.	520	2017
3.	504	2018
4.	493	2008
5.	454	2019
	454	1982
--	366	2022

COMPLETIONS

1.	330	2007
2.	328	2017
3.	321	2018
4.	309	2008
5.	283	2019
--	208	2022

COMPLETION PERCENTAGE

(SINCE 2001)		
1.	67.1	2009
2.	64.9	2013
3.	63.7	2018
4.	63.1	2017
5.	62.3	2019
6.	61.9	2008
7.	59.7	2007
8.	58.1	2016
9.	57.6	2010
10.	57.3	2011
--	56.8	2022

TOUCHDOWNS

1.	33	2019
2.	32	2017
3.	31	2022

TOTAL OFFENSE

TOTAL PLAYS		
1.	1,037	2017
2.	1,033	2021
3.	966	2018
4.	951	2013
5.	934	2007
--	827	2022

TOTAL YARDS

1.	6,366	2017
2.	5,987	2018
3.	5,664	2022

FIRST DOWNS

(SINCE 2001)		
1.	340	2017
2.	321	2018
3.	300	2021
4.	279	2013
5.	265	2022

YARDS PER PLAY

(SINCE 2001)		
1.	6.8	2022
2.	6.6	2020
3.	6.2	2018
	6.2	2017
5.	5.9	2019
	5.9	2009
7.	5.6	2004
	5.6	2010
	5.6	2013
10.	5.5	2021
	5.5	2012

YARDS PER GAME

1.	513.2	2020
--	472.0	2022
2.	460.5	2018
3.	454.7	2017
4.	430.5	2021
5.	421.0	1969

POINTS SCORED

1.	497	2017
2.	450	2018
3.	434	1951
4.	414	2022
	414	2013

POINTS PER GAME

1.	36.2	1951
2.	35.5	2017
3.	34.6	2018
--	34.5	2022
4.	34.4	2020
5.	31.8	2013
6.	31.6	1969
7.	30.6	2019
8.	29.8	1993
	29.8	1966
10.	29.7	1968

PUNTING

PUNTS		
(SINCE 2001)		
1.	88	2002
2.	81	2000
3.	77	2005
4.	76	2015
5.	75	2004
6.	74	2003
	74	2011
8.	73	2016
	73	2014
10.	70	2008
--	47	2022

YARDS PER PUNT

(SINCE 2001)		
1.	43.9	2021
2.	43.5	2011
3.	43.4	2019
	43.4	2020
5.	43.2	2014
6.	43.1	2016
7.	42.3	2018
8.	42.1	2015
9.	41.8	2008
10.	41.7	2002
--	39.1	2022

DEFENSE

INTERCEPTIONS

1.	32	1969
2.	28	1967
	28	1978
4.	26	1970
5.	25	1968
--	8	2022

SACKS

(SINCE 2001)		
1.	38	2021
	38	2013
3.	34	2018
	34	2014
5.	27	2011
6.	26	2019
	26	2016
8.	25	2022
9.	22	2020
	22	2017

TACKLES FOR LOSS

(SINCE 2001)		
1.	97	2018
2.	88	2021
3.	79	2013
4.	75	2017
5.	74	2019
6.	73	2016
7.	70	2014
8.	65	2011
9.	64	2015
10.	62	2012
	62	2007
--	54	2022

PASSING RECORDS UPDATE

YARDS

CAREER LEADERS

PLAYER	SEASONS	CMP	ATT	PCT	YDS
1. Mason Fine	2016-19	1,039	1,655	.628	12,505
2. Mitch Maher	1991-94	640	1,149	.557	8,519
3. Derek Thompson	2009-13	636	1,055	.603	7,427
4. Steve Ramsey	1967-69	491	1,015	.483	7,076
5. Scott Davis	1987-90	519	922	.562	6,923
6. Austin Aune	2019-	457	835	.547	6,892

SEASON LEADERS

PLAYER	SEASON	CMP	ATT	PCT	YDS
1. Mason Fine	2017	324	511	.634	4,052
2. Mason Fine	2018	303	469	.646	3,793
3. Austin Aune	2022	201	350	.574	3,115

COMPLETIONS

CAREER LEADERS

PLAYER	SEASONS	ATT	YARDS	CMP
1. Mason Fine	2016-19	1,655	12,505	1,039
2. Mitch Maher	1991-94	1,149	8,256	640
3. Derek Thompson	2009-13	1,055	7,427	636
4. Giovanni Vizza	2007-08	876	5,146	532
5. Scott Davis	1987-90	922	6,923	519
6. Steve Ramsey	1967-69	1,015	7,076	491
7. Austin Aune	2019-	835	6,892	457

SEASON LEADERS

PLAYER	SEASON	ATT	YARDS	CMP
1. Mason Fine	2017	511	4,052	324
2. Giovanni Vizza	2008	493	2,758	309
3. Mason Fine	2018	469	3,793	303
4. Mason Fine	2019	414	3,088	257
5. Derek Thompson	2013	390	2,896	251
6. Mitch Maher	1994	370	3,103	231
7. Giovanni Vizza	2007	383	2,388	223
8. Derek Thompson	2012	372	2,649	214
9. Riley Dodge	2009	303	1,975	205
10. Austin Aune	2022	350	3,115	201

YARDS PER COMPLETION

CAREER LEADERS MINIMUM 50 COMPLETIONS (SINCE 2000)

PLAYER	SEASONS	CMP	YDS	YPC
1. Austin Aune	2019-	457	6,892	15.08
2. Scott Hall	2000-04	422	5,975	14.15

SEASON LEADERS MINIMUM 30 ATTEMPTS (SINCE 2000)

PLAYER	SEASON	CMP	YDS	YPC
1. Austin Aune	2020	101	1,650	16.33
-- Austin Aune	2022	201	3,115	15.49
2. Scott Hall	2003	107	1,580	14.76
3. Andrew Smith	2003	13	187	14.38
4. Jason Bean	2020	79	1,131	14.31

TOUCHDOWNS

CAREER LEADERS

PLAYER	SEASONS	YDS	TD
1. Mason Fine	2016-19	12,505	93
2. Steve Ramsey	1967-69	7,076	69
3. Mitch Maher	1991-94	8,256	67
4. Austin Aune	2019-	6,892	54

SEASON LEADERS

PLAYER	SEASONS	YDS	TD
1. Mason Fine	2017	4,052	31
2. Austin Aune	2022	3,115	31

INTERCEPTIONS

CAREER LEADERS

PLAYER	SEASONS	ATT	TD	INT
1. Steve Ramsey	1967-69	1,015	69	67
2. Mitch Maher	1991-94	1,149	67	50
3. Vidal Carlin	1965-66	633	25	47
4. Jason Mills	1994-97	697	32	37
5. Giovanni Vizza	2007-08	876	32	36
6. Derek Thompson	2009-13	1,055	41	34
7. Mason Fine	2016-19	1,655	93	34
8. Scott Hall	2000-04	784	50	26
9. Austin Aune	2019-	835	54	24

SEASON LEADERS

PLAYER	SEASON	ATT	TD	INT
1. Steve Ramsey	1969	414	24	31
2. Vidal Carlin	1966	292	13	24
3. Giovanni Vizza	2007	383	17	20
4. Steve Ramsey	1967	269	21	19
Rick Shaw	1971	124	6	19
6. Jason Mills	1995	216	12	18
Vidal Carlin	1965	341	12	18
8. Giovanni Vizza	2008	493	15	16
9. Riley Dodge	2009	303	9	15
Mason Fine	2017	511	31	15
-- Austin Aune	2022	350	31	11

TOUCHDOWN-TO-INTERCEPTION RATIO

CAREER LEADERS MINIMUM 9 TOUCHDOWNS

PLAYER	SEASONS	TD	INT	PCT.
1. Mason Fine	2016-19	93	34	2.73
2. Austin Aune	2019-	54	24	2.25
3. Scott Hall	2000-04	50	26	1.92
4. Jason Bean	2018-20	17	9	1.88

SEASON LEADERS MINIMUM 13 TOUCHDOWNS

PLAYER	SEASON	TD	INT	RATIO
1. Mason Fine	2018	27	5	5.40
2. Scott Hall	2004	14	4	3.50
3. Austin Aune	2020	13	4	3.25
4. Mason Fine	2019	29	9	3.22
-- Austin Aune	2022	31	11	2.82
5. Scott Hall	2003	13	5	2.60

PASSING YARDS PER GAME

CAREER LEADERS MINIMUM 5 GAMES (SINCE 2000)

PLAYER	SEASONS	GMS	YDS	AVG
1. Mason Fine	2016-19	49	12,505	255.2
2. Giovanni Vizza	2007-08	22	5,146	233.9
3. Austin Aune	2019-	35	6,892	196.9
4. Derek Thompson	2010-13	39	7,427	189.4

SEASON LEADERS MINIMUM 5 GAMES (SINCE 2000)

PLAYER	SEASON	GMS	YDS	AVG
1. Mason Fine	2018	13	3,793	291.8
2. Mason Fine	2017	14	4,052	289.4
-- Austin Aune	2022	12	3,115	259.6
3. Mason Fine	2019	12	3,088	257.3

ADDITIONAL RECORDS UPDATE

RECEIVING

RECEPTIONS

CAREER LEADERS

PLAYER	SEASONS	YDS	AVG	REC
1. Jaelon Darden	2017-20	2,782	12.09	230
...				
13. Rico Bussey	2016-19	1,941	15.16	128
14. Jim Russell	1965-67	1,701	13.94	122
15. Brandon Jackson	2004-07	1,247	10.39	120
16. Brelan Chancellor	2010-13	1,711	14.75	116
17. Marcus Camper	1985-88	1,939	17.46	111
18. Roderic Burns	2019-	1,626	15.06	108

YARDS

CAREER LEADERS

PLAYER	SEASONS	REC	AVG	YDS
1. Jaelon Darden	2017-20	230	12.09	2,782
...				
10. Rico Bussey Jr.	2016-19	128	15.16	1,941
11. Marcus Camper	1985-88	111	17.46	1,939
12. Pete Harvey	1978-81	164	11.78	1,932
13. Michael Lawrence	2016-19	143	13.48	1,929
14. Brelan Chancellor	2010-13	116	14.75	1,711
15. James Russell	1965-67	122	13.94	1,701
16. Roderic Burns	2019-	108	15.06	1,626
16. Jalen Guyton	2017-18	103	15.33	1,580
17. Marvin Walker	1979-82	137	10.76	1,475
18. Turner Smiley	2013-17	107	13.66	1,462
19. David Yaege	1971-72	77	17.77	1,369
20. Brandon Jackson	2004-07	120	10.39	1,247
-- Jyaire Shorter	2018-	55	22.58	1,242

TOUCHDOWNS

CAREER LEADERS

PLAYER	SEASONS	REC	YDS	TD
1. Jaelon Darden	2017-20	230	2,782	38
2. Ron Shanklin	1967-69	144	2,465	31
3. Tony Redwine	1992-96	138	2,567	23
4. David Brown	1991-94	182	2,402	22
5. Rico Bussey Jr.	2016-19	128	1,941	21
Johnny Quinn	2003-06	187	2,718	21
7. Casey Fitzgerald	2005-08	229	2,533	20
8. Jyaire Shorter	2018-	55	1,242	18

SEASON LEADERS

PLAYER	SEASON	REC	YDS	TD
1. Jaelon Darden	2020	74	1,190	19
2. Ron Shanklin	1967	41	867	13
3. Jaelon Darden	2019	76	736	12
Rico Bussey Jr.	2018	68	1,017	12
Casey Fitzgerald	2007	111	1,322	12
6. David Brown	1994	66	1,013	11
George Marshall	2001	32	546	11
Marvin Walker	1982	91	934	11
9. John Love	1966	68	1,130	10
10. Jyaire Shorter	2022	20	550	9
Jyaire Shorter	2019	24	473	9
Jalen Guyton	2017	49	775	9
Johnny Quinn	2004	49	785	9
Charlie Murray	1978	32	546	9

TOTAL OFFENSE

TOTAL PLAYS

SEASON LEADERS

PLAYER	SEASON	PLAYS
1. Mason Fine	2017	618
2. Mason Fine	2018	538
3. Giovanni Vizza	2007	516
4. Steve Ramsey	1969	481
5. Mason Fine	2019	469
-- Austin Aune	2022	389

TOTAL YARDS

CAREER LEADERS

PLAYER	SEASONS	PLAYS	YDS
1. Mason Fine	2016-19	1,980	12,561
2. Mitch Maher	1991-94	1,471	9,006
3. Scott Davis	1987-90	1,549	8,436
4. Derek Thompson	2010-13	1,211	7,700
5. Austin Aune	2019-	981	7,286

SEASON LEADERS

PLAYER	SEASON	PLAYS	YDS
1. Mason Fine	2017	618	4,068
2. Mason Fine	2018	538	3,813
3. Mitch Maher	1994	458	3,280
4. Austin Aune	2022	389	3,155

YARDS PER PLAY

CAREER LEADERS MINIMUM 50 PLAYS (SINCE 2000)

PLAYER	SEASONS	PLAYS	YDS	AVG
1. Austin Aune	2019-	981	7,286	7.43
2. Jason Bean	2018-20	255	1,747	6.85

SEASON LEADERS MINIMUM 50 PLAYS (SINCE 2001)

PLAYER	SEASON	PLAYS	YDS	AVG
-- Austin Aune	2022	389	3,155	8.11
1. Austin Aune	2020	212	1,679	7.91
2. Jason Bean	2020	201	1,477	7.34
3. Scott Hall	2003	254	1,806	7.11
4. Mason Fine	2018	538	3,813	7.09

TOUCHDOWN RESPONSIBILITY

CAREER LEADERS

PLAYER	SEASONS	RUSH	PASS	TD
1. Mason Fine	2016-19	7	93	100
2. Mitch Maher	1991-94	18	67	85
3. Steve Ramsey	1967-69	2	69	71
4. Scott Davis	1987-90	29	71	70
5. Austin Aune	2019-	6	54	60

SEASON LEADERS

PLAYER	SEASON	RUSH	PASS	TD
1. Mitch Maher	1994	7	26	33
2. Austin Aune	2022	1	31	32
Mason Fine	2017	1	31	32

DEFENSE

PASSES DEFENDED

CAREER LEADERS (SINCE 2001)

PLAYER	SEASONS	PDF
1. Jonas Buckles	2001-04	30
...		
6. Eric Jenkins	2016-17	22
Don McGee	2001-02	22
8. James Jones	2013-14	20
DeShawn Gaddie	2019-	20
Ridge Texada	2021-	20

SEASON LEADERS (SINCE 2001)

PLAYER	SEASON	PDF
1. Kemon Hall	2018	19
2. Ridge Texada	2022	18