

21-22 MEN'S BASKETBALL

UTSATM

MEDIA GUIDE



2021-22 UTSA Men's Basketball Roster



32
Isaiah Addo-Ankrah
G, 6-6, 200, So.
Houston, Texas



2
Aleu Aleu
G/F, 6-8, 180, Jr.
Austin, Texas



0
Cedrick Alley Jr.
F, 6-6, 230, Sr.
Houston, Texas/Houston



11
Lachlan Bofinger
F, 6-6, 220, So.
Sydney, Australia



10
Erik Czumbel
G, 6-3, 200, Jr.
Verona, Italy



3
Dhieu Deing
G, 6-5, 175, Jr.
High Point, N.C.



4
Josh Farmer
F, 6-9, 195, Fr.
Houston, Texas



12
Phoenix Ford
F, 6-8, 225, R-Sr.
St. Petersburg, Fla.



24
Jacob Germany
C, 6-11, 235, Jr.
Kingston, Okla.



21
Jordan Ivy-Curry
G, 6-2, 175, So.
La Marque, Texas



13
Artan Jabbar
G, 5-11, 185, Jr.
Fort Worth, Texas



5
Azavier Johnson
G, 6-5, 205, Fr.
Las Vegas, Nev.



1
Darius McNeill
G, 6-3, 185, Sr.
Houston, Texas



25
Adrian Rodriguez
F, 6-7, 245, R-Sr.
Tulsa, Okla.



20
Lamin Sabally
G, 6-7, 195, Fr.
Berlin, Germany



22
Christian Tucker
G, 6-3, 170, Fr.
Chandler, Ariz.



HC
Steve Henson
Head Coach
Sixth Year



AHC
Mike Peck
Associate Head Coach
Sixth Year




AC
Scott Thompson
Assistant Coach
Sixth Year



AC
Adam Hood
Assistant Coach
Sixth Year



DBO
Jeff Luster
Director of Operations
Seventh Year



GA
Joseph Klein
Graduate Assistant Manager
First Year



SC
Christian Wood
Director of Basketball Performance
Third Year



AT
Josh Modica
Athletics Trainer
Ninth Year

TABLE OF CONTENTS

SEASON OUTLOOK	
Roster	2-3
Schedule	4
Media Information	5
MEET THE ROADRUNNERS	
Isaiah Addo-Ankrah	6
Aleu Aleu	7
Cedrick Alley Jr.	8
Lachlan Bofinger	9
Erik Czumbel	10
Dhieu Deing	11
Josh Farmer	12
Phoenix Ford	13
Jacob Germany	14
Jordan Ivy-Curry	15
Artan Jabbar	16
Azavier Johnson	17
Darius McNeill	18
Adrian Rodriguez	19
Lamin Sabally	20
Christian Tucker	21
Team and Coaching Staff	22
UTSA STAFF	
Steve Henson	23-25
Mike Peck	26
Scott Thompson	27
Adam Hood	28
Jeff Luster, Christian Wood	29
Joseph Klein, Josh Modica	30
President Dr. Taylor Eighmy	31
Dr. Lisa Campos Vice President/Athletics Director	32
2020-21 REVIEW	
Results	33
Statistics	34
Points - Rebounds - Assists	35
HISTORY & RECORDS	
Team Records	36
Individual Records	37
Career Top 10 Lists	38-39
Single-Season Top 10 Lists	40-41
1,000-Point Club	42
Top Scorers	43
500-Rebound Club	44
Top Rebounders	45
Annual Leaders	46
Convocation Center Records	47
Opponent Records	48-49
Year-by-Year Results	50-63
Conference Tournament History	64
Postseason Tournament History	65-66
Milestone Games	67
All-Time Series Results	68-73
Honor Roll	74-76
Roadrunners in the Pros	77
Retired Jerseys	78
All-Time Letterwinners	79-82

QUICK FACTS

GENERAL INFORMATION	
Name of Institution	The University of Texas at San Antonio
Location	San Antonio, Texas
Founded	1969
Enrollment	34,742
Nickname	Roadrunners
School Colors	Navy Blue (PMS 289), Orange (PMS 1665) and White
Arena (Capacity)	Convocation Center (2,650)
Year Opened	1975
Conference	Conference USA
President	T. Taylor Eighmy, Ph.D. (Tufts, 1980)
Vice President/Athletics Director	Lisa Campos (Colorado State)
Athletic Department Phone	210.458.4161
Ticket Office Phone	210.458.UTSA (8872)

TEAM INFORMATION	
2020-21 Overall Record	15-11
Home	12-2
Away	2-8
Neutral	1-1
Conference Record/Finish	9-7/8th
Lettermen Returning/Lost	9/5
Starters Returning/Lost	2/3
Newcomers	7

HISTORY	
First Year of Basketball	1981-82
All-Time Record (pct.)	591-589
All-Time Conference USA Record (pct.) -- since 2013-14	50-72
All-Time Conference USA Tournament Record -- since 2013-14	3-7
Conference Regular Season Championships	3
1990-91 (Trans America Athletic Conference) • 1991-92 (Southland Conference)	
2003-04 (Southland Conference)	
Conference Tournament Championships	4
1988 (Trans America Athletic Conference) • 1999 (Southland Conference)	
2004 (Southland Conference) • 2011 (Southland Conference)	
NCAA Tournament Appearances/Record	4/1-4 (.200)
1988 • 1999 • 2004 • 2011	
Last NCAA Postseason Opponent/Result	2011
Lost to No. 1 seed Ohio State, 75-46 (March 18, 2011)	
Last Postseason Opponent/Result	2018 CollegenInsider.com Postseason Tournament
First Round - Defeated Lamar 76-69 // Quarterfinal - Lost to Sam Houston State 76-69	

COACHING STAFF	
Head Coach	Steve Henson (Fifth season • Kansas State, 1990)
Record at UTSA (Years)	79-79 (Five seasons)
Career Record (Years)	Same
Associate Head Coach	Mike Peck (Sixth season • Northwood, 1993)
Assistant Coaches	Scott Thompson (Sixth season • Mississippi, 2002)
	Adam Hood (Sixth season • Air Force, 2008)
Director of Basketball Operations	Jeff Luster (Seventh season • Tabor College, 1996)
Graduate Assistant	Joseph Klein (First season • Arizona, 2020)

ATHLETICS COMMUNICATIONS	
Associate Athletics Director/Communications	Kyle Stephens
Associate Athletics Communications Director/MBB Contact	Brent Ingram
Assistant Athletics Communications Director/WBB Contact	Whitney Truax
Graduate Assistant/Assistant MBB Contact	Brady Meister
Graduate Assistant	Loren Lealiiiee
Ingram's Email Address	brent.ingram@utsa.edu
Ingram's Cell Phone	210.245.8651
Website	goutsa.com
General Athletics Twitter	@UTSAathletics
Men's Basketball Twitter	@UTSAmbb
Men's Basketball Facebook	facebook.com/UTSAathletics

CREDITS

The 2021-22 Men's Basketball Almanac was designed, written and edited by Associate Athletics Communications Director Brent Ingram and Graduate Assistant Brady Meister. Assistance provided by Associate AD/Athletics Communications Kyle Stephens, Chris Munoz, Cody Bays, Tony Baldwin, Whitney Truax, Julia Maenius, Loren Lealiiiee and Eddie Rivera.

Photography

Jeff Huehn, Bobbie Modica, Mark McClendon, Erik Schelken and Oklahoma Athletics.

NUMERICAL ROSTER

NO.	NAME	POS.	HT.	WT.	YR.-EXP.	HOMETOWN / HIGH SCHOOL / PREVIOUS SCHOOL[S]
0	Cedrick Alley Jr.	F	6-6	230	R-Sr.-1L	Houston, Texas/Klein Forest HS/Houston
1	Darius McNeill	G	6-3	185	Sr.-TR	Houston, Texas/Westfield HS/Cal/SMU
2	Aleu Aleu	G/F	6-8	180	Jr.-TR	Austin, Texas/Austin HS/Temple CC
3	Dhieu Deing	G	6-5	175	Jr.-TR	High Point, N.C./High Point Central HS/USC Aiken/Dodge City [Kan.] CC
4	Josh Farmer	F	6-9	195	Fr.-HS	Houston, Texas/Sharpstown HS
5	Azavier Johnson	G	6-5	205	Fr.-HS	Las Vegas, Nev./Faith Lutheran HS
10	Erik Czumbel	G	6-3	200	Jr.-2L	Verona, Italy/Liceo Leonardo da Vinci
11	Lachlan Bofinger	F	6-6	220	So.-1L	Sydney, Australia/Montverde Academy (Fla.)
12	Phoenix Ford	F	6-8	225	R-Sr.-2L	St. Petersburg, Fla./St. Petersburg HS/Richmond/Mississippi Gulf Coast
13	Artan Jabbar	G	5-11	185	Jr.-1L	Fort Worth, Texas/Southwest Christian School/Dallas Baptist
20	Lamin Sabally	G	6-7	195	Fr.-HS	Berlin, Germany/Bella Vista [Ariz.] Prep
21	Jordan Ivy-Curry	G	6-2	175	So.-1L	La Marque, Texas/La Marque HS
22	Christian Tucker	G	6-3	170	Fr.-HS	Chandler, Ariz./Gilbert Perry HS
24	Jacob Germany	C	6-11	235	Jr.-2L	Kingston, Okla./Kingston HS
25	Adrian Rodriguez	F	6-7	245	R-Sr.-3L	Tulsa, Okla./Union HS
32	Isaiah Addo-Ankrah	G	6-6	200	So.-1L	Houston, Texas/Second Baptist HS

Head Coach: Steve Henson (Sixth season • Kansas State, 1990)

Associate Head Coach: Mike Peck (Sixth season • Northwood, 1993)

Assistant Coach: Scott Thompson (Sixth season • Mississippi, 2002)

Assistant Coach: Adam Hood (Sixth season • Air Force, 2008)

Director of Operations: Jeff Luster (Seventh season • Tabor College, 1996)

Graduate Assistant: Joseph Klein (First season • Arizona, 2021)

Athletic Trainer: Josh Modica (Ninth season • Missouri State, 2010)

Strength & Conditioning Coach: Christian Wood (Third season • Our Lady of the Lake University, 2017)

ALPHABETICAL ROSTER

NO.	NAME	POS.	HT.	WT.	YR.-EXP.	HOMETOWN / HIGH SCHOOL / PREVIOUS SCHOOL[S]
32	Isaiah Addo-Ankrah	G	6-6	200	So.-1L	Houston, Texas/Second Baptist HS
2	Aleu Aleu	G/F	6-8	180	Jr.-TR	Austin, Texas/Austin HS/Temple CC
0	Cedrick Alley Jr.	F	6-6	230	R-Sr.-1L	Houston, Texas/Klein Forest HS/Houston
11	Lachlan Bofinger	F	6-6	220	So.-1L	Sydney, Australia/Montverde Academy (Fla.)
10	Erik Czumbel	G	6-3	200	Jr.-2L	Verona, Italy/Liceo Leonardo da Vinci
3	Dhieu Deing	G	6-5	175	Jr.-TR	High Point, N.C./High Point Central HS/USC Aiken/Dodge City [Kan.] CC
4	Josh Farmer	F	6-9	195	Fr.-HS	Houston, Texas/Sharpstown HS
12	Phoenix Ford	F	6-8	225	R-Sr.-2L	St. Petersburg, Fla./St. Petersburg HS/Richmond/Mississippi Gulf Coast
24	Jacob Germany	C	6-11	235	Jr.-2L	Kingston, Okla./Kingston HS
21	Jordan Ivy-Curry	G	6-2	175	So.-1L	La Marque, Texas/La Marque HS
13	Artan Jabbar	G	5-11	185	Jr.-1L	Fort Worth, Texas/Southwest Christian School/Dallas Baptist
5	Azavier Johnson	G	6-5	205	Fr.-HS	Las Vegas, Nev./Faith Lutheran HS
1	Darius McNeill	G	6-3	185	Sr.-TR	Houston, Texas/Westfield HS/Cal/SMU
25	Adrian Rodriguez	F	6-7	245	R-Sr.-3L	Tulsa, Okla./Union HS
20	Lamin Sabally	G	6-7	195	Fr.-HS	Berlin, Germany/Bella Vista [Ariz.] Prep
22	Christian Tucker	G	6-3	170	Fr.-HS	Chandler, Ariz./Gilbert Perry HS

PRONUNCIATION GUIDE

2	Aleu (ALEY-you) Aleu (ALEY-you)	10	Erik Czumbel (ZUM-bel)
3	Dhieu (like "dill" pickle) Deing (DING)	11	Lachlan (LATCH-lan) Bofinger (BOFF-in-JER)
4	Artan (ARR-tin) Jabbar (JAH-bar)	20	Lamin (LAY-men) Sabally (SAH-buh-lee)
5	Azavier (like A-Xavier) Johnson	32	Isaiah Addo-Ankra (AHH-do AN-krah)

ROSTER BREAKDOWN

STARTERS RETURNING (3)

NO.	NAME	CL.	POS.	HT.	WT.	GP-GS	PPG	RPG	AST	BLK	STL	MIN/G
0	Cedrick Alley Jr.	R-Sr.	F	6-6	230	24-16	6.3	4.4	23	9	16	20.7
21	Jordan Ivy-Curry	So.	G	6-2	175	26-11	7.2	2.8	40	3	19	19.9
24	Jacob Germany	Jr.	C	6-11	235	26-24	10.3	6.0	11	30	5	21.2

OTHER RETURNING LETTER WINNERS (6)

NO.	NAME	CL.	POS.	HT.	WT.	GP-GS	PPG	RPG	AST	BLK	STL	MIN/G
10	Erik Czumbel	Jr.	G	6-3	200	25-7	4.1	2.0	44	1	14	22.6
11	Lachlan Bofinger	So.	F	6-6	220	17-0	3.2	3.2	10	7	11	10.0
12	Phoenix Ford	R-Sr.	F	6-8	225	23-2	1.5	2.6	9	1	6	9.9
13	Artan Jabbar	Jr.	G	5-11	185	6-0	1.0	0.7	0	0	0	3.7
25	Adrian Rodriguez	R-Sr.	F	6-7	245	18-4	2.8	2.1	8	2	4	9.8
32	Isaiah Addo-Ankrah	So.	G	6-6	200	6-0	1.8	0.3	0	0	1	2.9

NEWCOMERS (7)

NO.	NAME	CL.	POS.	HT.	WT.	NOTES
1	Darius McNeill	Sr.	G	6-3	185	Former four-star recruit who played 2020-21 at SMU, and 2017-19 at Cal
2	Aleu Aleu	Jr.	G/F	6-8	180	Played last two years at Temple Community College
3	Dhieu Deing	Jr.	G	6-6	175	Played at USC Aiken & Dodge City; played for South Sudan in AfroBasket
4	Josh Farmer	Fr.	F	6-9	195	Three-star forward out of Houston
5	Azavier Johnson	Fr.	G	6-5	205	Prepped at Faith Lutheran in Las Vegas
20	Lamin Sabally	Fr.	G	6-7	195	Sister went No. 2 in 2020 WNBA Draft; other sister a 6-5 center at Oregon
22	Christian Tucker	Fr.	G	6-3	170	Prepped at Perry High School in Chandler, Ariz.

BY CLASS

FRESHMAN (4)

Josh Farmer
Azavier Johnson
Christian Tucker
Lamin Sabally

SOPHOMORE (3)

Isaiah Addo-Ankrah
Lachlan Bofinger
Jordan Ivy-Curry

JUNIOR (5)

Aleu Aleu
Erik Czumbel
Dhieu Deing
Jacob Germany
Artan Jabbar

SENIOR (4)

Cedrick Alley Jr.
Phoenix Ford
Darius McNeill
Adrian Rodriguez

BY POSITION

GUARD (10)

Isaiah Addo-Ankrah
Aleu Aleu
Erik Czumbel
Dhieu Deing
Jordan Ivy-Curry
Artan Jabbar
Azavier Johnson
Darius McNeill
Lamin Sabally
Christian Tucker

FORWARD (5)

Cedrick Alley Jr.
Lachlan Bofinger
Josh Farmer
Phoenix Ford
Adrian Rodriguez

CENTER (1)

Jacob Germany

BY STATE/COUNTRY

TEXAS (7)

Isaiah Addo-Ankrah (Houston)
Aleu Aleu (Austin)
Cedrick Alley Jr. (Houston)
Jordan Ivy-Curry (La Marque)
Josh Farmer (Houston)
Artan Jabbar (Fort Worth)

OKLAHOMA (2)

Jacob Germany (Kingston)
Adrian Rodriguez (Tulsa)

ARIZONA (1)

Christian Tucker (Chandler)

FLORIDA (1)

Phoenix Ford (St. Petersburg)

NEVADA (1)

Azavier Johnson (Las Vegas)

NORTH CAROLINA (1)

Dhieu Deing (High Point)

AUSTRIA (1)

Lachlan Bofinger (Sydney)

GERMANY (1)

Lamin Sabally (Berlin)

ITALY (1)

Erik Czumbel (Verona)

2021-22 UTSA BASKETBALL SCHEDULE

DAY	DATE	OPPONENT	BROADCAST NETWORK	LOCATION	TIME/RESULT
Tues.	Nov. 9	Trinity	CUSA TV	San Antonio, Texas	7:30 p.m.
Fri.	Nov. 12	at Oklahoma	Bally Sports Okla.	Norman, Okla.	7 p.m.
Mon.	Nov. 15	IUPUI vs. Denver ^		San Antonio, Texas	5 p.m.
		Texas A&M-Commerce	CUSA TV	San Antonio, Texas	7:30 p.m.
Tues.	Nov. 16	IUPUI vs. Texas A&M-Corpus Christi ^		San Antonio, Texas	5 p.m.
		Denver ^	CUSA TV	San Antonio, Texas	7:30 p.m.
Wed.	Nov. 17	Denver vs. Texas A&M-Corpus Christi ^		San Antonio, Texas	1 p.m.
		IUPUI ^	CUSA TV	San Antonio, Texas	4:30 p.m.
Sun.	Nov. 21	Texas A&M-Corpus Christi ^	CUSA TV	San Antonio, Texas	3 p.m.
Wed.	Nov. 24	Lamar	CUSA TV	San Antonio, Texas	2 p.m.
Mon.	Nov. 29	St. Mary's	ESPN+	San Antonio, Texas	7 p.m.
Thurs.	Dec. 2	at Grand Canyon	ESPN+	Phoenix, Ariz.	8 p.m.
Sat.	Dec. 11	vs. Sam Houston #		Houston, Texas	TBD
Fri.	Dec. 17	UTRGV	CUSA TV	San Antonio, Texas	7 p.m.
Tues.	Dec. 21	at Illinois State		Normal, Ill.	2 p.m.
Wed.	Dec. 22	Our Lady of the Lake	CUSA TV	San Antonio, Texas	7 p.m.
Thurs.	Dec. 30	at Middle Tennessee *		Murfreesboro, Tenn.	4 p.m.
Sat.	Jan. 1	at UAB *	CUSA TV	Birmingham, Ala.	3 p.m.
Thurs.	Jan. 6	Southern Miss *	CUSA TV	San Antonio, Texas	7 p.m.
Sat.	Jan. 8	Louisiana Tech *	ESPN+	San Antonio, Texas	3 p.m.
Thurs.	Jan. 13	at Old Dominion *	ESPN+	Norfolk, Va.	6 p.m.
Sat.	Jan. 15	at Charlotte *	ESPN+	Charlotte, N.C.	3 p.m.
Thurs.	Jan. 20	at UTEP *	CUSA TV	El Paso, Texas	8 p.m.
Sun.	Jan. 23	UTEP *	CUSA TV	San Antonio, Texas	3 p.m.
Thurs.	Jan. 27	FIU *	ESPN+	San Antonio, Texas	7 p.m.
Sat.	Jan. 29	Florida Atlantic *	ESPN+	San Antonio, Texas	1 p.m.
Thurs.	Feb. 3	at Rice *		Houston, Texas	7 p.m.
Sat.	Feb. 5	at North Texas *	ESPN+	Denton, Texas	5 p.m.
Sun.	Feb. 13	Western Kentucky *	CUSA TV	San Antonio, Texas	12 p.m.
Thurs.	Feb. 17	at Southern Miss *	ESPN Networks	Hattiesburg, Miss.	7 p.m.
Sat.	Feb. 19	at Louisiana Tech *	ESPN+	Ruston, La.	4 p.m.
Thurs.	Feb. 24	UAB *	ESPN+	San Antonio, Texas	7 p.m.
Thurs.	March 3	North Texas *	ESPN+	San Antonio, Texas	7 p.m.
Sat.	March 5	Rice *	ESPN+	San Antonio, Texas	2 p.m.
Wed.-Sat.	March 9-12	Conference USA Championships		Frisco, Texas	TBD

schedule is subject to change • all times Central • home games in **bold** played at UTSA's Convocation Center
 * Conference USA game • ^ UTSA multi-team event (San Antonio, Texas) • # Toyota Center (Houston, Texas)
 games will be carried live on Ticket 760 AM

MEDIA INFORMATION

MEDIA COVERAGE

The UTSA Athletics Communications Office assists members of the media with their coverage of all UTSA sports by providing feature ideas, notes, statistics and travel plans. In addition to the 2021-22 UTSA Men's Basketball Almanac, media members may check the athletic department's web site — goUTSA.com — for the latest information pertaining to all 17 sports.

INTERVIEW POLICY

All interviews with basketball student-athletes and coaches must be arranged at least 24 hours in advance by contacting Brent Ingram in the UTSA Athletics Communications Office. Telephone interviews are available to the media on a "call-back" basis only and at a time that is convenient for the student-athlete or coaches. Postgame interviews with coaches and players will be conducted via Zoom following a 10-minute "cooling off" period. The UTSA locker room is closed to the media.

MEDIA SERVICES

Media members are encouraged to contact Brent Ingram in the UTSA Athletics Communications Office at least 24 hours in advance for credentials. Credentials can be picked up with proper identification at the will call table located in the South Lobby of the Convocation Center.

PRACTICES

All UTSA men's basketball practices are open to the media and to the public. If you plan on covering UTSA practice from a media standpoint, please alert Brent Ingram so he may assist in arranging coaches and student-athlete interviews.

LIVE STATISTICS

Live statistics for all UTSA home basketball games can be found online at utsa.statbroadcast.com. The password is "birdsup".

UTSA ATHLETICS COMMUNICATIONS



Kyle Stephens
Associate AD
(210) 458-4551
kyle.stephens@utsa.edu



Brent Ingram
Assistant Director
(210) 845-8651
brent.ingram@utsa.edu



Whitney Truax
Assistant Director
(817) 584-7758
whitney.truax@utsa.edu



Brady Meister
Graduate Assistant



Loren Lealiie
Graduate Assistant

LOCAL MEDIA DIRECTORY

PRINT

San Antonio Express-News
Box 2171
San Antonio TX 78297
p: (210) 250-3373
f: (210) 250-3351
e: sports@express-news.net
w: mysa.com/expressnews.com
sports editor: Nick Talbot
beat writer: Greg Luca

The Paisano
14545 Roadrunner Way
San Antonio TX 78249
p: (210) 690-9301
f: (210) 690-3423
e: sports@paisano-online.com
w: paisano-online.com

San Antonio Business Journal
8200 IH 10 W Suite 820
San Antonio TX 78230
p: (210) 341-3202
f: (210) 342-4443
e: sanantonio@bizjournals.com
w: bizjournals.com/sanantonio
beat writer: W. Scott Bailey

TELEVISION

KABB-TV (FOX)
4335 NW Loop 410
San Antonio TX 78229
p: (210) 442-6353
e: cmiketinac@sbgstv.com
w: foxsanantonio.com
sports director: Chuck Miketinac

KENS-TV (CBS)
5400 Fredericksburg Road
San Antonio TX 78229
p: (210) 366-5001
e: jreinagel@kens5.com
w: kens5.com
sports director: Joe Reinagel

KSAT-TV (ABC)
1408 N. St. Mary's St.
San Antonio TX 78215
p: (210) 351-1270
e: sports@ksat.com
w: ksat.com
sports director: Greg Simmons

KVDA-TV (Telemundo)
6234 San Pedro Avenue
San Antonio TX 78216
p: (210) 568-0176
e: noticias_60_telemundo@nbcuni.com
w: telemundosanantonio.com

KWEX-TV (Univision)

12451 Network Boulevard
San Antonio TX 78249
p: (210) 242-7451
e: sanantoniodesk@univision.net
w: univision41.com

Sports 2Nite/KCWX-TV

7550 IH-10 W Frontage Road #100
San Antonio TX 78229
p: (210) 572-7570
e: hector.ledesma@3qmp.com
w: sports2nite.com
sports director: Hector Ledesma

Sports Night/Spectrum News

p: (210) 582-9408
e: txnewsdesk@charter.com
w: spectrumlocalnews.com/tx/san-antonio/sports/sports-night.com
sports director: Ricky Doyle

WOAI-TV (NBC)

4335 NW Loop 410
San Antonio TX 78229
p: (210) 366-1129
e: donharris@sbgstv.com
w: woai.com
sports director: Don Harris

RADIO

KZDC-AM 1250/94.5 FM

4050 Eisenhower Road
San Antonio TX 78218
p: (210) 654-5100
f: (210) 885-5054

KTKR-AM 760/WOAI-AM 1200

6222 NW IH-10
San Antonio TX 78201
p: (210) 736-9700
f: (210) 735-8811

WEBSITES

BirdsUp.com (Rivals)
20303 Stone Oak Parkway #6304
San Antonio Texas 78258
editor: Javi Cardenas
e: utsarivals@yahoo.com

InsideRunnerSports.com (Scout)

P.O. Box 761272
San Antonio TX 78245
editor: J.J. Perez
e: jj@insiderunnersports.com



32 • ISAIAH ADDO-ANKRAH

6-6 • 200 • Sophomore - 1L • Guard

Houston, Texas (Second Baptist HS)

FRESHMAN (2020-21)

Played in six games off the bench in his collegiate debut ... saw 2.9 minutes per game, averaging 1.8 points and 0.3 rebounds ... was 4 of 7 from the field and 1 of 3 from behind the arc ... made both of his free-throw attempts ... had seven points on 3 of 5 shooting, including a 3-pointer, in a win over Southwestern Adventist, logging seven minutes. ... named C-USA Commissioner's Academic Medal winner and was on the President's Academic List in the fall and spring.

HIGH SCHOOL

Prepped at Second Baptist High School, where he was coached by Kevin Mouton ... a three-year varsity letterwinner ... was team captain for the 2018-19 season ... earned second-team all-state honors as a senior, also earning academic all-state accolades ... named to the Honor Society in 2017-18 ... helped lead Second Baptist to the 2017-18 State Championship, also claiming conference and regional championships.

PERSONAL

Son of Reginald Addo-Ankrah and Denise Levy-Ankrah ... born on Aug. 1, 2001 in Houston ... majoring in marketing with a sports management focus.

CAREER HIGHS

POINTS

7 vs. Southwestern Adv.
(3/4/21)

REBOUNDS

1 vs. Southwestern Adv.
(3/4/21)

ASSISTS

-

STEALS

1 at FIU
(2/6/21)

BLOCKS

-

FIELD GOALS MADE

3 vs. Southwestern Adv.
(3/4/21)

FIELD GOALS ATTEMPTED

5 vs. Southwestern Adv.
(3/4/21)

3-POINT FIELD GOALS MADE

1 vs. Southwestern Adv.
(3/4/21)

3-POINT FIELD GOALS ATTEMPTED

3 vs. Southwestern Adv.
(3/4/21)

FREE THROWS MADE

2 vs. Our Lady of the Lake
(12/20/20)

FREE THROWS ATTEMPTED

2 vs. Our Lady of the Lake
(12/20/20)

ADDO-ANKRAH'S CAREER STATS

Season	gp-gs	min/avg	Total		3-Point		F-Throws		Rebounds				Scoring							
			fg-fga	pct	fg-fga	pct	ft-fta	pct	off	def	tot	avg	pf	fo	ast	to	blk	stl	pts	avg
2020-21	6-0	17/2.8	4-7	.571	1-3	.333	2-2	1.000	0	2	2	0.3	0	0	0	1	0	1	11	1.8
TOTAL	6-0	17/2.8	4-7	.571	1-3	.333	2-2	1.000	0	2	2	0.3	0	0	0	1	0	1	11	1.8



2 • ALEU ALEU

6-8 • 180 • Junior - TR • Guard/Forward
Austin, Texas (Austin HS/Temple [Texas] CC)

SOPHOMORE AT TEMPLE CC (2020-21)

Coached by Kirby Johnson at Temple ... Averaged 19.7 points, 8.0 rebounds and 2.6 assists per game over 14 games and 13 starts ... shot 45.3 percent from the field (91 of 201), 27 percent from range (26 of 96) and 84 percent from the line (68 of 81) ... had a season-high 24 points on Nov. 9, connecting on 8 of 11 shots from the field, including 3 of 3 from range ... had 14 points and 14 rebounds on Dec. 3 ... went for 16 points and 10 rebounds on Dec. 12 ... charted first double-double on Feb. 19 with 14 points and 10 rebounds ... Temple went 24-7 in 2020-21, winning 17 straight to end the year.

FRESHMAN AT TEMPLE CC (2019-20)

Averaged 10.9 points, 5.7 rebounds and 1.1 assists per game in 30 starts for Temple College as a freshman ... shot 48.2 percent (119 of 247) from the field, 35 percent (36-of 103) from 3-point range and 67.9 percent (53 of 78) from the free-throw line ... went for 24 points on Nov. 9 vs. Tribulation Prep, adding 20 points outings vs. Hill College and Grayson College ... The Leopards went 24-7 in 2019-20.

HIGH SCHOOL

A three-year letterwinner and two-year starter at Austin High School ... missed his 2018-19 season due to injury ... was named all-district as a junior and sophomore ... was tabbed academic all-district in each season he lettered.

PERSONAL

Moved to Texas in 2012 after being born in Kenya ... son of Akuol Mayen ... name is pronounced AHH-ley-you.



0 • CEDRICK ALLEY JR.

6-6 • 230 • R-Senior - 1L • Forward

Houston, Texas (Klein Forest HS/Houston)

REDSHIRT JUNIOR (2020-21)

Played in 24 of 26 games with 16 starts ... averaged 6.3 points, 4.4 rebounds and 0.96 assists per game ... played 20.7 minutes per game ... shot 41.7 percent from the field and 34 percent from 3-point range (18 of 53) ... shot 81.5 percent from the free-throw line (22-for-27) ... had nine blocks and 16 steals ... in C-USA play, averaged 7.2 points and 4.8 rebounds per game, shooting 47.4 percent from the field, 42.4 percent from range and 81.3 percent from the line ... had seven points, five rebounds and three assists in 25 minutes of his UTSA debut ... went for 14 points and five rebounds at Oregon State ... had 15 points and four rebounds at Rice before suffering an injury that kept him out for seven days ... came off the bench in his next seven games before returning to the starting lineup ... went for 14 points and eight rebounds vs. FAU in the opener, following it up with 10 points and two boards in the finale of the two-game series ... had a season-high 10 rebounds vs. UAB, adding five points.

REDSHIRT SOPHOMORE AT HOUSTON (2019-20)

Competed in 23 games ... averaged 1.3 points and 1.1 rebounds per game ... was 11 of 33 from the field and 4 of 19 from 3-point range ... had six assists, three blocks and five steals ... made his season debut in opener against Alabama State... finished with six points and a rebound against the Hornet (11/12)... scored six points with three rebounds and two assists against BYU (11/15).

REDSHIRT FRESHMAN AT HOUSTON (2018-19)

Averaged 4.6 points and 2.9 rebounds per game, making 16 starts and playing in a school-record 37 games ... was 56 of 161 from the field, shooting 34.8 percent, and 31 of 116 from 3-point range (26.7 percent) ... grabbed 109 rebounds, dished out 26 assists, blocked nine shots and had 17 steals ... tied school single-season record with 37 games played ... one of seven players to compete in all 37 games... made his return to the Houston lineup as a starter against Alabama A&M in the season opener... finished with 11 points, five rebounds and a blocked shot against the Bulldogs (11/10)... tied for game-high honors with eight rebounds against Northwestern State (11/19)... posted 19 points, including five 3-pointers with six rebounds and six assists, at BYU in Men Against Breast Cancer Cougar Cup... named to the All-Tournament Team (11/24)... scored nine points with eight rebounds against Lamar (12/4)... scored 13 points, thanks to 10-of-12 shooting from the free throw line, with four rebounds in win over LSU (12/12)... led all players with 11 rebounds and scored nine points in win over Utah State (12/20)... finished with eight points, four rebounds, two assists and a steal in win over Coppin State (12/23)... posted 12 points with two assists in win over ECU (1/23)... totaled three points with seven rebounds in win over Temple (1/31)... drained three 3-pointers on the way to nine points and grabbed four rebounds in win at UCF (2/7) ... picked up four points and two rebounds vs. UConn in Quarterfinals (3/15)... added six rebounds and two points vs. Memphis in Semifinals (3/16)... had a steal vs. Cincinnati in Finals (3/17). NCAA Tournament ... saw 12 minutes of action vs. Georgia State, finishing with two points and three rebounds (3/22).

FRESHMAN AT HOUSTON (2017-18)

Competed in two games early in the season before sitting out the rest of the season as a redshirt following a hip injury ... made his collegiate debut against McNeese ... grabbed a rebound and dished out an assist against the Cowboys.

HIGH SCHOOL

Competed for Head Coach Cary Black at Klein Forest ... Named 2017 Mr. Basketball by Texas Association of Basketball Coaches in 2016-17 ... named to Houston Chronicle All-Greater Houston First Team ... member of TABC All-State Class 6A and All-Region 2 teams ... recognized as District 16-6A Most Valuable Player for second straight season ... led Golden Eagles to District 15-6A championship for third straight season as team advanced to Class 6A Region 2 championship game ... team won 34 consecutive games to open the season before falling to Skyline High in Regional Final ... named to All-VYPE First Team ... scored 22 points with eight rebounds in Regional Quarterfinals win over Westfield High ... scored 33 points and grabbed 13 rebounds in win over Stratford High. Junior (2015-16): Named District 16-6A Most Valuable Player ... earned place on Class 6A All-State Team... scored 21 points in win over Conroe in the Bi-District round of the state playoffs.

PERSONAL

Full name is Cedrick Louis Alley Jr... Born in Houston... Son of Tamiko Childress and Cedrick Alley Sr... Majoring in health.

CAREER HIGHS

POINTS

19 at BYU
(11/24/18)

REBOUNDS

11 vs. Utah State
(12/20/18)

ASSISTS

6 at BYU
(11/24/18)

STEALS

3 vs. LSU
(12/12/18)

BLOCKS

2, twice, last vs. UAB
(2/26/21)

FIELD GOALS MADE

7 at BYU
(11/24/18)

FIELD GOALS ATTEMPTED

11, 3x, last at Rice
(1/1/21)

3-POINT FIELD GOALS MADE

5 at BYU
(11/24/18)

3-POINT FIELD GOALS ATTEMPTED

8, twice, last at Rice
(1/1/21)

FREE THROWS MADE

10 vs. LSU
(12/12/18)

FREE THROWS ATTEMPTED

12 vs. LSU
(12/12/18)

ALLEY'S CAREER STATS

Season	gp-gs		Total		3-Point		F-Throws		Rebounds				Scoring										
	gp	gs	fg	fga	pct	fg	fga	pct	ft	fta	pct	off	def	tot	avg	pf	fo	ast	to	blk	stl	pts	avg
2018-19*	37	16	664	1719	.348	31	116	.267	29	38	.763	36	73	109	2.9	43	0	26	26	9	17	172	4.6
2019-20*	23	0	206	910	.333	4	19	.211	4	12	.333	10	15	25	1.1	21	0	6	4	3	5	30	1.3
2020-21	24	16	496	2017	.417	18	53	.340	22	27	.815	32	73	105	4.4	36	0	23	23	9	16	150	6.3
TOTAL	24	16	496	2017	.417	18	53	.340	22	27	.815	32	73	105	4.4	36	0	23	23	9	16	150	6.3
All*	84	32	1366	5746	.374	53	188	.282	55	77	.714	78	161	239	2.8	100	0	55	53	21	38	352	4.2



11 • LACHLAN BOFINGER

6-6 • 220 • Sophomore - 1L • Forward
 Sydney, Australia (Montverde [Fla.] Academy)

FRESHMAN (2020-21)

Played in 17 games off the bench in his collegiate debut ... averaged 10 minutes per game ... went for 3.2 points and 3.2 rebounds per game ... had seven blocks and 11 steals ... shot 52 percent from the field and was 2 of 4 from the charity stripe ... had six points and two rebounds in 11 minutes of his collegiate debut vs. UT Permian Basin ... had four points, four rebounds and two steals at Oklahoma ... went for eight points and six rebounds in the finale at Rice ... had a season-high 14 points and 14 rebounds with three assists, three steals and two blocks vs. Southwestern Adventist.

HIGH SCHOOL

Played at Montverde Academy in Florida ... has experience internationally, playing with Australia in the 2018 FIBA U-17 Basketball World Cup ... was one of 66 athletes named to participate in the NBA's Basketball Without Borders event on a trip to India. ... "Lachlan is a tough, physical, hard-nosed player who is very aggressive on both ends of the floor," UTSA head coach Steve Henson said. "He will come in and be a great addition both on and off the court. Lachlan has a great feel for the game and will be a playmaker both offensively and defensively for us. We love his energy and high motor. Those traits will allow him to impact the game immediately."

PERSONAL

Born on Feb. 23, 2001 in Sydney, Australia ... Son of Tony and Lena Bofinger ... has three older brothers.

CAREER HIGHS

POINTS

14 vs. Southwestern Adv.
 (3/4/21)

REBOUNDS

14 vs. Southwestern Adv.
 (3/4/21)

ASSISTS

3 vs. Southwestern Adv.
 (3/4/21)

STEALS

3 vs. Southwestern Adv.
 (3/4/21)

BLOCKS

2, twice, last vs. Southwestern Adv.
 (3/4/21)

FIELD GOALS MADE

7 vs. Southwestern Adv.
 (3/4/21)

FIELD GOALS ATTEMPTED

11 vs. Southwestern Adv.
 (3/4/21)

3-POINT FIELD GOALS MADE

-

3-POINT FIELD GOALS ATTEMPTED

1 vs. UT Permian Basin
 (11/27/20)

FREE THROWS MADE


2 at Rice
 (1/2/21)

FREE THROWS ATTEMPTED

2 at Rice
 (1/2/21)

BOFINGER'S CAREER STATS

Season	gp-gs	min/avg	Total		3-Point		F-Throws		Rebounds				Scoring							
			fg-fga	pct	fg-fga	pct	ft-fga	pct	off	def	tot	avg	pf	fo	ast	to	blk	stl	pts	avg
2020-21	17-0	168/9.9	26-50	.520	0-3	.000	2-4	.500	19	35	54	3.2	20	1	10	11	7	11	54	3.2
TOTAL	17-0	168/9.9	26-50	.520	0-3	.000	2-4	.500	19	35	54	3.2	20	1	10	11	7	11	54	3.2



CAREER HIGHS

POINTS

12 at Utah State
(11/18/19)

REBOUNDS

6 vs. Wiley College
(11/22/19)

ASSISTS

5, 3x, last vs. Southwestern Adv.
(3/4/21)

STEALS

4 at FIU
(2/6/21)

BLOCKS

1, 4x, last at FIU
(2/5/21)

FIELD GOALS MADE

4, 5x

FIELD GOALS ATTEMPTED

9, twice, ast vs. FAU
(2/13/21)

3-POINT FIELD GOALS MADE

3, 7x

3-POINT FIELD GOALS ATTEMPTED

7 vs. FAU
(2/12/21)

FREE THROWS MADE

7 vs. Lamar
(12/22/20)

FREE THROWS ATTEMPTED

9 vs. Lamar
(12/22/20)

10 • ERIK CZUMBEL

6-3 • 200 • Junior - 2L • Guard

Verona, Italy (Aquila Basket Trento)

SOPHOMORE (2020-21)

Played in 25 of 26 games with seven starts ... averaged 4.1 points, 2.0 rebounds and 2.3 assists per game ... logged 22.6 minutes per game ... shot 39 percent from the field and 38.5 percent from 3-point range, going 23 of 29 from the free-throw line (79.3 percent) ... had a 44-19 assist-turnover ratio ... finished with 14 steals ... in C-USA play, averaged 2.4 points and 1.9 rebounds per game, with a 23-10 assist-turnover ratio ... had seven points, three boards and two steals in his season debut ... went for nine points and four rebounds, with three assists, at UTRGV ... had 10 points, five boards and four assists vs. Sul Ross ... was 7 of 9 from the free-throw line in a win over Lamar, with nine points and two assists ... had five points and four rebounds in the finale vs. UNT ... went for six points and three rebounds at LA Tech ... had 11 points in the finale vs. FAU, sinking a season-high three 3-pointers.

FRESHMAN (2019-20)

Stepped into the starting lineup midway through the year at point guard ... played in all 32 games with 24 starts ... averaged 4.2 points and 1.8 rebounds per game ... had a 1.2 assist/turnover ratio, three blocks and 16 steals ... shot 37.9 percent from the field, 36.6 percent from 3-point range and 88.2 percent from the free-throw line ... sank 30 3-pointers, third-best on the team ... made the game-winning layup in the final seconds of UTSA's road win at Rice, taking it to the rim and finishing amongst traffic to help UTSA fend off the Owls in Houston.

PRIOR TO UTSA

Comes to UTSA after a decorated career internationally ... played for Team Italy in the FIBA U-18 European Championships ... averaged 8.3 points, 2.4 assists and 1.6 rebounds, over 23.5 minutes per game ... was 6 of 10 from 3-point range, 24 of 27 from the charity stripe and 14 of 30 from the field in the seven-game event ... had a 17-point outing in 19 minutes vs. Turkey, including drilling a trio of 3-pointers ... played club for the 2B Control Trapani, coming off the bench as a reserve guard in 2018-19 in the Legadue Gold ... averaged 12.6 minutes and 2.4 points per game for 2B Control Trapani ... won the "Join the Game" event in 2014 ... helped team to a second-place finish in the U-18 Italian National Championship with Aquila Basket Trento ... earned pagela d'oro academic honors in high school from 2016-18 ... coached at prep level at Liceo Leonardo da Vinci by Alessio Marchini and Marco Lunardi.

PERSONAL

Son of Gyorgy and Hajnalka Czumbel ... born in Satu Mare, Italy on Jan. 11, 2000 ... has a twin brother, Mark, who plays professionally in Italy in Serie B with Virtus Avechi Salerno ... son of Gyorgy and Alba Czumbel.

CZUMBEL'S CAREER STATS

Season	gp-gs	min/avg	Total		3-Point		F-Throws		Rebounds				Scoring							
			fg-fga	pct	fg-fga	pct	ft-fta	pct	off	def	tot	avg	pf	fo	ast	to	blk	stl	pts	avg
2019-20	32-24	708/22.1	44-116	.379	30-82	.366	15-17	.882	4	54	58	1.8	78	2	47	40	3	15	133	4.2
2020-21	25-7	566/22.6	30-77	.390	20-52	.385	23-29	.793	4	45	49	2.0	55	2	44	19	1	14	103	4.1
TOTAL	57-31	1274/22.4	74-193	.383	50-134	.373	38-46	.826	8	99	107	1.9	133	4	91	59	4	29	236	4.1



3 • DHIEU DEING

6-5 • 175 • Junior - TR • Guard

High Point, N.C. (High Point Central HS/USC Aiken/Dodge City [Kan.] CC)

SOPHOMORE AT DODGE CITY [KAN.] CC (2020-21)

Averaged 19.1 points and 4.7 rebounds per game, going for 20 or more points in 10 games ... he had 30 or more in three games, including a season-high 34 points in early April ... he shot 33.8 percent from 3-point range, 75.3 percent from the free-throw line and 39.1 percent from the field.

FRESHMAN AT USC AIKEN (2019-20)

Played in 29 games, earning 15 starts at Division II USC Aiken ... averaged 11.6 points and 4.3 rebounds a game ... played 28.4 minutes per game, connecting on 42.3 percent of his shots from the field, 34.2 percent of his 3-point attempts (52 of 155) and 79.4 percent from the free-throw line (50 of 63) ... added 19 blocks and 24 steals ... tallied 12 points, eight rebounds and an assist against Davenport ... scored 13 points and snagged four rebounds against No. 7 West Texas A&M ... posted 14 points and four rebounds against Tusculum ... had four points and four boards against No. 6 Lincoln Memorial ... tallied 10 points against Florida Southern ... scored 19 points to go along with five rebounds in the win over Belmont Abbey ... accounted for 10 points in the win over Paine ... posted 10 points and two blocks in the win over Claflin ... tallied nine points and six boards in the win over Southern Wesleyan ... garnered 19 points and two boards in the win at North Georgia ... accounted for eight points and five boards in the win over Columbus State ... accounted for nine points and seven rebounds to go along with four steals in the win over Georgia Southwestern ... had nine points at Southern Wesleyan ... scored 17 points in the win at Georgia College ... posted a double-double with 16 points to go along with 11 rebounds in the win over Francis Marion ... poured in a career-high 28 points on 10-of-13 shooting to go along with two steals in the victory at Clayton State ... posted 14 points and six boards in the win over Flagler ... tallied 14 points and four rebounds in the win at Young Harris ... chipped in four points and five boards against UNC Pembroke ... added two points at Lander ... snagged seven rebounds against Augusta ... totaled four points and four rebounds in the victory over North Georgia ... pulled down five boards in the win at Francis Marion ... scored five points in the win at Georgia Southwestern ... poured in 17 points to go along with four rebounds in the win at Flagler ... garnered 11 points and four blocks in the win over Young Harris ... netted 19 points at UNC Pembroke ... posted 16 points and six boards against Clayton State ... netted 17 points and had six rebounds at Augusta.

HIGH SCHOOL

Attended High Point Central ... three-time all-conference selection ... two-time all-state and all-district honoree ... averaged 20.6 points and 6.5 rebounds a game as a senior.

PERSONAL

Born in Lafayette, La. ... son of Akowal Gongong ... majoring in communication ... name is pronounced D-hew DING.



4 • JOSH FARMER

6-9 • 195 • Freshman - HS • Forward

Houston, Texas (Sharpstown HS)

HIGH SCHOOL

Three-star prospect by 247Sports and Rivals ... ranked by 247Sports in the top 40 nationally among forwards and as the 10th-best player, regardless of position, in the state of Texas for the class of 2021 ... known for his high skill level as well as his versatility on the offensive and defensive end ... averaged 21.8 points, 8.7 rebounds and 3.5 assists per game ... earned TABC All-Region III and first-team all-district honors as a senior ... helped Sharpstown to a 10-4 district record, a runner-up district finish and a berth in the Class 6A playoffs in 2020-21 ... played AAU hoops for Houston Superstars under head coach John Eurey ... chose UTSA over numerous offers, including Wake Forest, Florida State, Louisiana Tech and UT Arlington, among others.

PERSONAL

Son of Jason Farmer and Yomeka Rice ... born in Dickinson, Texas on Oct. 16, 2002 ... has three brothers and a younger sister.



12 • PHOENIX FORD

6-8 • 225 • R-Senior - 2L • Forward

St. Petersburg, Fla. (St. Petersburg HS/Richmond/Mississippi Gulf Coast)

REDSHIRT JUNIOR (2020-21)

Played in 23 of 26 games with two starts ... averaged 2.6 rebounds and 1.5 points per game ... played 9.9 minutes per game ... was 14 of 28 from the field and 7 of 9 from the free-throw line ... had six steals ... had four or more rebounds in six games ... went for six points and six boards vs. Southwestern Adventist, going 4 of 4 from the line ... started games vs. Sul Ross and UAB.

REDSHIRT SOPHOMORE (2019-20)

Played in nine games off the bench ... logged 1.3 points and 1.2 rebounds per game over 2.6 minutes per outing ... grabbed 11 rebounds and blocked one shot.

REDSHIRT FRESHMAN AT MISSISSIPPI GULF COAST (2018-19)

Transferred from Mississippi Gulf Coast Community College after a redshirt season at Richmond ... averaged 6.0 points and 5.5 rebounds per game.

FRESHMAN AT RICHMOND (2017-18)

Redshirted season.

HIGH SCHOOL

Prepped at St. Petersburg High School ... helped team reach the state quarterfinals as a senior (class 8A) and finals as a junior (class 7A) ... earned honorable mention All-Tampa honors ... was tabbed first-team All-Pinellas County by the Tampa Bay Times as a senior.

PERSONAL

Son of Alfredo and Denise Ford ... has a total of 11 siblings, including eight brothers and three sisters ... comes from an athletic family, including five siblings and is part of fraternal triplets ... brother Quincy Ford earned All-Colonial Athletic Association honors at Northeastern in 2015-16 and played with the Utah Jazz and the New Orleans Pelicans in summer league in 2016-17 before a full season in the D-League with the Salt Lake City Stars ... Quincy played 2017-18 in a Hungarian professional league before signing a 2018-19 deal with a Belgian club.

CAREER HIGHS

POINTS

6 vs. Southwestern Adv.
(3/4/21)

REBOUNDS

6 vs. Southwestern Adv.
(3/4/21)

ASSISTS

2, twice, last at Rice
(1/2/21)

STEALS

2 vs. OLLU
(12/20/20)

BLOCKS

1, twice, last at Oklahoma
(12/3/20)

FIELD GOALS MADE

2, twice, last vs. Southern Miss
(1/23/21)

FIELD GOALS ATTEMPTED

4 vs. OLLU
(12/28/19)

3-POINT FIELD GOALS MADE

-

3-POINT FIELD GOALS ATTEMPTED

-

FREE THROWS MADE

4 vs. Southwestern Adv.
(3/4/21)

FREE THROWS ATTEMPTED

4 vs. Southwestern Adv.
(3/4/21)

FORD'S CAREER STATS

Season	gp-gs	min/avg	Total		3-Point		F-Throws		Rebounds				Scoring							
			fg-fga	pct	fg-fga	pct	ft-fta	pct	off	def	tot	avg	pf	fo	ast	to	blk	stl	pts	avg
2019-20	9-0	23/2.6	3-10	.300	0-0	.000	6-10	.600	7	4	11	1.2	4	0	0	2	1	0	12	1.3
2020-21	23-2	229/10.0	14-28	.500	0-0	.000	7-9	.778	23	37	60	2.6	48	1	9	9	1	6	35	1.5
TOTAL	32-2	252/7.9	17-38	.447	0-0	.000	13-19	.684	30	41	71	2.2	52	1	9	11	2	6	47	1.5



24 • JACOB GERMANY

6-11 • 235 • Junior - 2L • Center
Kingston, Okla. (Kingston HS)

SOPHOMORE (2020-21)

Played in all 26 games with 24 starts at center ... averaged 10.3 points and 6.0 rebounds per game ... swatted 30 shots with five steals ... played 21.2 minutes per game ... shot 49.1 percent from the field and 73.8 percent from the free-throw line (45-for-61) ... scored in double figures in 13 games ... had five double-doubles ... in league play, averaged 10.8 points and 5.9 rebounds per game, shooting 48.7 percent from the field and 67 percent from the free-throw line ... went for 15 points and 10 rebounds in the season opener ... had 17 points and 12 rebounds vs. Our Lady of the Lake, starting a stretch of six straight games in double figures ... went for 16 points and six boards in the finale vs. UNT ... had 11 points and 11 rebounds - with a season-high five blocks - in a win over Southern Miss ... had a season-high 26 points, 12 rebounds and three blocks in the opener vs. FAU ... had 13 points and six boards vs. UAB ... went for 16 points and 10 rebounds in the C-USA Championships opener vs. Charlotte.

FRESHMAN (2019-20)

Earned the starting center job midway through his freshman season, playing in 31 of 32 games with 10 starts ... averaged 5.5 points and 4.5 rebounds per game, playing 15.9 minutes per outing ... shot 55.6 percent from the field ... added a team-leading 25 blocks and 15 steals ... scored in double figures in six games, including three straight games to end the season ... had a 10-point, 10-rebound double-double vs. Western Kentucky ... made the final 10 starts of the year ... played a career-high 36 minutes in an overtime win at Old Dominion, in his second career start, grabbing 15 rebounds, the most for a UTSA player in 15 years ... played 14 minutes in the season opener at Oklahoma, with nine points and four rebounds ... grabbed nine boards with three blocks and four points at Utah State ... had 12 points and six boards vs. TAMU-CC ... had 10 points vs. UT Permian Basin ... swatted three shots with six points and nine boards vs. OLLU ... had 10 points and eight boards in the second meeting of the year at ODU ... had 10 points and six boards vs. Marshall in bonus play action ... grabbed five rebounds with 10 points in the C-USA Championship first round in Frisco.

HIGH SCHOOL

A four-star center out of Kingston High School in Oklahoma ... a 6-foot-11 southpaw that is ranked as a four-star prospect by ESPN and a composite three star by both Rivals and 247Sports ... rated as the top collegiate prospect in the state of Oklahoma by OKPreps ... led Kingston High School to the 2018-19 Oklahoma 3A State Championship ... went for 21 points and 12 rebounds in the state championship game ... Kingston finished the year with a 28-2 record ... before the 2018-19 state title run, Kingston HS had only two wins in the state tourney but used five wins to claim the trophy behind Germany ... "Rarely do you get to coach a 6-11 guy that's as skilled as Jacob is," Kingston HS Coach Taylor Wiebener said ... averaged 17.4 points and 10.5 rebounds as a senior entering the state tourney ... averaged 22.3 points during the state tourney as a junior ... listed as the No. 24 center prospect in the class by Rivals ... according to Rivals: "Jacob has impressive upside at 6-foot-11 with good athleticism. He has great touch around the rim and is an excellent finisher. His elite athleticism allows him to block and alter shots and rebound at a high level. He is a big man with good mobility and is quick up the floor. He looks natural running up and down the floor. His great touch extends all the way to the 3-point line." ... as a junior led Kingston to the 2018 Oklahoma Class 3A State Finals ... earned first team all-state, first team all-region and first-team all-district accolades ... a 2018 NBPA Top 100 camp attendee, averaged 16.3 points, 9.5 rebounds and 2.0 blocks during his junior prep campaign ... played AAU with Team Griffin, where he was coached by Kellen McCoy ... multi-sport athlete as a prep, possesses an 85-plus MPH fastball on the baseball diamond.

PERSONAL

Son of Justin and Stacy Germany ... has a sister, Jacy (22) ... born in Ardmore, Okla.

CAREER HIGHS

POINTS

26 vs. FAU
(2/12/21)

REBOUNDS

15 at Old Dominion
(2/6/20)

FIELD GOALS MADE

13 vs. FAU
(2/12/21)

FIELD GOAL ATTEMPTS

21 vs. FAU
(2/12/21)

3-PT FIELD GOALS MADE

-

3-PT FIELD GOAL ATTEMPTS

1 vs. WKU
(2/15/20)

FREE THROWS MADE

5, twice, last vs. OLLU
(12/20/20)

FREE THROW ATTEMPTS

6, twice, last vs. OLLU
(12/20/20)

ASSISTS

3 vs. Charlotte
(3/10/21)

STEALS

2, twice, last vs. LA Tech
(1/9/20)

BLOCKED SHOTS

5 vs. Southern Miss
(1/21/21)

GERMANY'S CAREER STATS

Season	gp-gs	min/avg	Total		3-Point		F-Throws		Rebounds				Scoring							
			fg-fga	pct	fg-fga	pct	ft-fa	pct	off	def	tot	avg	pf	fo	ast	to	blk	stl	pts	avg
2019-20	31-10	493/15.9	74-133	.556	0-1	.000	21-40	.525	40	100	140	4.5	50	3	9	23	25	15	169	5.5
2020-21	26-24	550/21.2	112-228	.491	0-0	.000	45-61	.738	59	97	156	6.0	45	0	11	21	30	5	269	10.3
TOTAL	57-34	1043/18.3	186-361	.515	0-1	.000	66-101	.653	99	197	296	5.2	95	3	20	44	55	20	438	7.7



21 • JORDAN IVY-CURRY

6-2 • 175 • Sophomore - 1L • Guard

La Marque, Texas (La Marque HS)

FRESHMAN (2020-21)

Earned C-USA All-Freshman Team honors ... played in all 26 games with 11 starts ... averaged 7.2 points, 1.5 assists and 2.8 rebounds per game ... played 19.9 minutes per game ... shot 40.1 percent from the field and 37.5 percent (24-for-64) from 3-point range ... shot 68.3 percent from the free-throw line (28 of 41) ... totaled a 40-21 assist to turnover ratio ... had 19 steals, fourth-best on the club ... started the final 11 games of the year ... scored in double figures in six games ... in C-USA play, averaged 7.5 points and 2.6 rebounds per game, shooting 39.6 percent from the field and an impressive 47.8 percent from 3-point range (22 of 46), and 75 percent (18 of 24) from the line ... has six points and six rebounds in his collegiate debut vs. UT Permian Basin ... had 12 points and three rebounds at UTRGV ... in his return to Houston, had 15 points and six boards in the finale at Rice ... went for eight points vs. North Texas in the opener ... had 14 points in the finale vs. Southern Miss and was moved into the starting lineup for the final 11 games of the year ... had 14 points in a win over UTEP, sinking three 3-pointers ... had 14 points and three boards vs. UAB in the finale ... had eight points in each game in UTSA's two-game run in the C-USA Championships.

CAREER HIGHS

POINTS

15 at Rice
(1/2/21)

REBOUNDS

6, 3x, last at FIU
(2/6/21)

ASSISTS

6 vs. Southwestern Adv.
(3/4/21)

STEALS

4 vs. Southwestern Adv.
(3/4/21)

BLOCKS

1, 3x, last at FIU
(2/6/21)

FIELD GOALS MADE

5, 3x, last vs. Southwestern Adv.
(3/4/21)

FIELD GOALS ATTEMPTED

14 at Rice
(1/2/21)

3-POINT FIELD GOALS MADE

3, 3x, last vs. UAB
(2/27/21)

3-POINT FIELD GOALS ATTEMPTED

5, 4x

FREE THROWS MADE

5 vs. Southern Miss
(1/23/21)

FREE THROWS ATTEMPTED

6, twice, last vs. Southern Miss
(1/23/21)

HIGH SCHOOL

A scoring machine out of La Marque, Texas, where he scored over 2,000 points in his high school career. Ivy-Curry, a 6-foot-2, 165-pounder, scored over 50 points in a game three times and had 40+ in five games as a senior in 2019-20. ... "We are excited to have Jordan join our program," UTSA Coach Steve Henson said. "He is an accomplished high school player who led his team to a tremendous 30-plus win season. He can really fill it up and possesses a great skill set. Due to his work ethic and commitment to improve, he will have an opportunity to flourish in our system." ... as a senior, Ivy-Curry averaged 31.5 points 6.9 assists, 5.9 rebounds and 4.8 steals per game, earning all-state (4A) and all-region honors from the Texas Association of Basketball Coaches ... was a finalist for the Guy V. Lewis Award, presented to the top player in the city of Houston, and was named to the Houston Chronicle All-Greater Houston First-Team ... was named District 24-4A MVP as a senior and led the Cougars to the district championships, sporting a sparkling 32-7 record ... as a junior, Ivy-Curry averaged 22.3 points, 9.5 assists, 6.8 rebounds and 5.0 steals per game for La Marque High School.

PERSONAL

Full name is Jordan Ivy-Curry ... born in Texas City, Texas ... Son of Michael Curry and Latoya Ivy ... has three sisters and two brothers.

IVY-CURRY'S CAREER STATS

Season	gp-gs	min/avg	Total		3-Point		F-Throws		Rebounds				Scoring							
			fg-fga	pct	fg-fga	pct	ft-fta	pct	off	def	tot	avg	pf	fo	ast	to	blk	stl	pts	avg
2020-21	26-11	518/19.9	67-167	.401	24-64	.375	28-41	.683	38	34	72	2.8	44	1	40	21	3	19	186	7.2
TOTAL	26-11	518/19.9	67-167	.401	24-64	.375	28-41	.683	38	34	72	2.8	44	1	40	21	3	19	186	7.2



13 • ARTAN JABBAR

5-11 • 185 • Junior - 1L • Guard

Fort Worth, Texas (Southwest Christian School/Dallas Baptist)

SOPHOMORE (2020-21)

Played in six games off the bench in his UTSA debut ... averaged 3.7 minutes, 1.0 points and 0.7 rebounds per game ... shot 2 of 9 from 3-point land ... had six points, three rebounds – on 2 of 7 shooting from behind the arc – in a win over Southwestern Adventist, logging 12 minutes.

FRESHMAN (2019-20 AT DALLAS BAPTIST)

Averaged 4.2 points per game over 13 outings off the bench for the Patriots, shooting 41.9 percent from the field and made 17 of 38 (44.7 percent) of his 3-point attempts ... grabbed six rebounds and had five assists ... collected a career-best 14 points in 25 minutes vs. Dallas Christian on Dec. 10, sinking four 3-pointers.

CAREER HIGHS

POINTS

14 vs. Dallas Christian
(12/10/19)

REBOUNDS

3 vs. Southwestern Adv.
(3/4/21)

FIELD GOALS MADE

5 vs. Dallas Christian
(12/10/19)

FIELD GOAL ATTEMPTS

10 vs. Dallas Christian
(12/10/19)

3-PT FIELD GOALS MADE

4 vs. Dallas Christian
(12/10/19)

3-PT FIELD GOAL ATTEMPTS

9 vs. Dallas Christian
(12/10/19)

FREE THROWS MADE

1, twice, last vs. St. Edward's
(2/20/20)

FREE THROW ATTEMPTS

2, twice, last vs. St. Edward's
(2/20/20)

ASSISTS

1, 5x

STEALS

1, twice, last vs. Texas A&M-Int.
(1/2/20)

BLOCKED SHOTS

-

HIGH SCHOOL

Three-year letterman at Southwest Christian School ... Coached by Ruben Nembhard ... Totaled over 1,000 points during his prep career ... Team captain as a senior ... Competed in the summer for TX Playmakerz.

PERSONAL

Born on December 17, 2000 ... Parents are Skip and Mitra Jabbar.

JABAR'S CAREER STATS

Season	gp-gs	min/avg	Total		3-Point		F-Throws		Rebounds				Scoring							
			fg-fga	pct	fg-fga	pct	ft-fta	pct	off	def	tot	avg	pf	fo	ast	to	blk	stl	pts	avg
2019-20*	13-0	123/9.5	18-43	.419	17-38	.447	2-4	.500	2	4	6	0.5	9	0	5	8	0	2	55	4.2
2020-21	6-0	22/3.7	2-10	.200	2-9	.222	0-0	.000	0	4	4	0.7	0	0	0	1	0	0	6	1.0
TOTAL	6-0	22/3.7	2-10	.200	2-9	.222	0-0	.000	0	4	4	0.7	0	0	0	1	0	0	6	1.0
All*	19-0	145/7.6	20-53	.377	19-47	.404	2-4	.500	2	8	10	0.5	9	0	5	9	0	2	61	3.2



5 • AZAVIER JOHNSON

6-5 • 205 • Freshman - HS • Guard
Las Vegas, Nev. (Faith Lutheran HS)

HIGH SCHOOL

Standout at Faith Lutheran High School, where he was coached by Brett Walters ... averaged 12.9 points, 3.4 rebounds and 3.4 assists per game over 31 outings as a junior in 2019-20 ... named first-team all-conference and earned nine player of the game awards during his junior season ... averaged 22.3 points, six rebounds and five assists during the playoffs as a junior ... shot 36 percent from the field as a junior, scoring 400 points on 128 made buckets ... drilled 50 3-pointers as a junior and shot 66 percent from the free-throw line (94 of 142) ... averaged 7.2 points, 3.8 rebounds and 3.3 assists over 25 games as a sophomore ... shot 39 percent from the field as a sophomore, connecting on 66 percent of his free-throw attempts (23 of 35).

PERSONAL

Son of Bryant and Shaneen Johnson ... has two older brothers and an older sister ... born in Las Vegas ... name is pronounced like A-Xavier.



1 • DARIUS McNEILL

6-3 • 185 • Senior - TR • Guard

Houston, Texas (Westfield HS/Cal/SMU)

REDSHIRT JUNIOR (2020-21 AT SMU)

Averaged 7.3 points, 2.6 rebounds and an assist per game for the Mustangs ... led the American Athletic Conference in 3-point shooting (45 percent) during league play ... scored 17 points in a win over Temple.

JUNIOR (2019-20)

Redshirted the 2019-20 season at SMU due to NCAA transfer rules.

SOPHOMORE (2018-19 AT CAL)

Started 28 of 31 games and averaged 11.0 points, 1.4 steals and 0.9 assists as a sophomore at California in 2018-19 ... scored in double figures in 16 games and had five games with three or more steals ... recorded a season-high 23 points and seven steals at UCLA ...

FRESHMAN (2017-18 AT CAL)

Set the Cal freshman 3-pointers record with 67 ... played in all 32 games with 30 starts, primarily at point guard ... averaged 11.3 points, 2.9 rebounds, 2.2 assists and 1.2 steals ... scored in double figures in 19 games and turned in 20 outings with multiple three-pointers ... logged three 20-point games ... led the Bears in scoring four times and in assists 10 times ... started all 18 regular-season Pac-12 games, averaging 9.4 points, 2.8 rebounds and 1.2 steals per game with 34 total three-pointers and eight games in double figures ... posted a career-high 30 points, six rebounds, six assists and five steals against Cal State Fullerton ... went 6 of 7 from downtown to score 22 points against CSUN ... made his first collegiate start against Wofford, going 7 for 11 with 17 points.

HIGH SCHOOL

Four-star recruit out of Westfield High School according to ESPN.com ... coached by Van Price ... rated as the No. 21 overall player in the state of Texas for his class ... two-time all-district selection ... averaged 23.4 points and five assists and was named District MVP ... helped the Mustangs to a bi-district championship in his junior season while averaging 14.4 points, 4.1 rebounds and 4.2 assists.

PERSONAL

Born on Oct. 29, 1998 in Houston, Texas ... has two younger brothers and an older sister.

McNEILL'S CAREER STATS

Season	gp-gs		Total		3-Point		F-Throws		Rebounds				Scoring							
	min	avg	fg-fga	pct	fg-fga	pct	ft-fa	pct	off	def	tot	avg	pf	fo	ast	to	blk	stl	pts	avg
2017-18*	32-30	1051/32.8	128-336	.381	67-190	.353	40-54	.741	10	84	94	2.9	76	2	70	70	6	39	363	11.3
2018-19*	31-28	1013/32.7	122-312	.391	66-189	.349	32-46	.696	7	37	44	1.4	69	0	28	34	2	46	342	11.0
2020-21*	12-1	287/23.9	32-75	.427	16-41	.390	7-9	.778	7	24	31	2.6	22	0	12	12	1	8	87	7.3
All*	75-59	2351/31.3	282-723	.390	149-420	.355	79-109	.725	24	145	169	2.3	167	2	110	116	9	93	792	10.6



25 • ADRIAN RODRIGUEZ

6-7 • 245 • R-Senior - 3L • Forward
Tulsa, Okla. (Union HS)

OUTLOOK

Rodriguez announced on Oct. 6 that he would be retiring from on-court activities due to medical reasons ... he suffered a season-ending injury in the first game of his collegiate career in 2017-18 and has battled through recovery since the injury.

REDSHIRT JUNIOR (2020-21)

Played in 18 of 26 games with four starts in the post ... averaged 2.8 points and 2.1 rebounds per game ... shot 60 percent (21 of 35) from the field and 8 of 13 from the free-throw line ... had eight assists, two blocks and four steals ... had six points and three boards in the season lid-lifter vs. UT Permian Basin ... had a season-high eight rebounds vs. Our Lady of the Lake ... had 12 points and seven rebounds vs. Southwestern Adventist ... started four straight games in the middle of the season, both outings vs. Southern Miss and UTEP.

REDSHIRT SOPHOMORE (2019-20)

Played in 23 games with three starts ... logged 1.7 points and 3.3 rebounds per game ... shot 44.1 percent from the field and was 10 of 11 from the free-throw line ... grabbed 76 rebounds, with 16 assists, seven blocks and four steals.

REDSHIRT FRESHMAN (2018-19)

Returned to the court after a season-ending injury in his season opener in 2017-18 ... Played in 29 of 32 UTSA games, coming off the bench to average 8.7 minutes, 2.0 points and 2.2 rebounds per game ... connected on 23 of 37 shots (62.2 percent), was 11 of 16 from the free-throw line and was 0 of 3 from 3-point land ... per 40 minutes played, averaged 9.0 points and 10.0 rebounds per game ... played in 15 of 18 C-USA games, logging 8.2 minutes, 1.9 points and 2.5 rebounds per game ... established more of a role as the season continued, working 14.6 minutes per game of UTSA's last five games, 10.4 minutes per game over the last 10 and 9.5 minutes per outing over his last 15 games ... opened the year with four straight games of double-digit minutes, including six points and four rebounds vs. Oklahoma and five boards vs. St. Edward's ... had four points and six rebounds in eight minutes of a win over UTEP ... grabbed four rebounds with four points in 11 minutes vs. Charlotte ... hauled in six rebounds at WKU, playing a career-high 28 minutes as starting forward Nick Allen was limited due to injury ... had five points and a career-best nine rebounds at Southern Miss in 18 minutes ... worked 16 minutes with six points and three boards in the C-USA Championships vs. UAB.

FRESHMAN (2017-18)

Suffered a season-ending injury in the season-opener ... medical redshirted remainder of the season ... scored 10 points and grabbed eight rebounds in 14 minutes off the bench against East Central (Nov. 12) before s injury ... Conference USA Commissioner's Honor Roll member after maintaining a cumulative GPA of 3.0 or better.

HIGH SCHOOL

Was an all-state performer as a senior for head coach Rudy Garcia at Union High School in Tulsa, Okla. ... averaged 14.1 points, 8.4 rebounds, 2.3 assists and 1.6 blocks per game ... shot 64.4 percent from the floor and 74.8 percent at the free-throw line in 2016-17 ... 2017 McDonald's All-America nominee ... helped lead the Redskins to four straight area and regional titles and state tournament appearances each season, including the state title in 2014 and a run to the semifinals in 2017 ... averaged 12.8 points and 8.2 rebounds per game to earn honorable mention all-state and all-metro honors from the Tulsa World as a junior ... helped the team to a 22-5 record and No. 5 ranking in the final state poll in 2016 ... led a short-handed Union team to a third-place finish at the 2016 Tournament of Champions by averaging 13 points and 11 rebounds in the event to garner a spot on the all-tournament team ... starred with the Oklahoma Run PWP team on the AAU circuit.

PERSONAL

Son of Norma and Abel Rodriguez ... has a brother, Abel, and a sister, Angelica ... majoring in mechanical engineering.

CAREER HIGHS

POINTS

12 vs. Southwestern Adv.
(3/4/21)

REBOUNDS

9 at Southern Miss
(3/19/19)

ASSISTS

2, 4x, last at Rice
(1/2/21)

STEALS

1, 8x, last at FIU
(2/6/21)

BLOCKS

2, twice, last vs. FIU
(2/17/19)

FIELD GOALS MADE

6 vs. Southwestern Adv.
(3/4/21)

FIELD GOALS ATTEMPTED

7 vs. Southwestern Adv.
(3/4/21)

3-POINT FIELD GOALS MADE

-

3-POINT FIELD GOALS ATTEMPTED

-

FREE THROWS MADE

3, twice, last vs. OLLU
(12/20/20)

FREE THROWS ATTEMPTED

7 vs. UC Irvine (12/20/20)

RODRIGUEZ'S CAREER STATS

Season	gp-gs	min/avg	Total		3-Point		F-Throws			Rebounds					Scoring					
			fg-fga	pct	fg-fga	pct	ft-fta	pct	off	def	tot	avg	pf	fo	ast	to	blk	stl	pts	avg
2017-18	1-0	14/14.0	5-7	.714	0-0	.000	0-0	.000	4	4	8	8.0	0	0	1	0	0	0	10	10.0
2018-19	29-0	252/8.7	23-37	.622	0-3	.000	11-16	.688	22	41	63	2.2	40	1	9	18	8	2	57	2.0
2019-20	23-3	262/11.4	15-34	.441	0-0	.000	10-11	.909	32	44	76	3.3	46	1	15	11	7	4	40	1.7
2020-21	18-4	176/9.8	21-35	.600	0-1	.000	8-13	.615	18	19	37	2.1	24	0	8	12	2	4	50	2.8
TOTAL	71-7	704/9.9	64-113	.566	0-4	.000	29-40	.725	76	108	184	2.6	110	2	33	41	17	10	157	2.2



20 • LAMIN SABALLY

6-7 • 195 • Freshman - HS • Guard
Berlin, Germany (Bella Vista [Ariz.] Prep)

HIGH SCHOOL

A three-star prospect according to 247Sports, which ranks him as the 12th best prospect in Arizona and the 45th best small-forward prospect in the nation ... moved from Germany in 2019 to play prep basketball at Bella Vista College Prep in Scottsdale, Ariz., where he is coached by Corey Boswell ... played internationally for ALBA Berlin U18 in 2018-19 in the Munich League before coming to the United States ... also played for the club team Tusli Lichterfeld in Berlin.

PERSONAL

Son of Jerreh Sabally and Heike Krone ... comes from an elite basketball family, as sister Satou Sabally was the No. 2 overall pick in the 2020 WNBA Draft out of Oregon, where she was a 6-foot-4, dominating forward, who averaged over 16 points per game over her last two seasons ... Satou averaged 13.9 points and 7.8 rebounds per game in her rookie season for the Dallas Wings, shooting 87.2 percent from the free-throw line ... sister Nyara Sabally has also joined the Ducks in Eugene, Ore., as a 6-foot-5 forward who enters 2020-21 as a redshirt sophomore ... name is pronounced like LAHH-mean SA-bal-lee.



22 • CHRISTIAN TUCKER

6-3 • 170 • Freshman - HS • Guard

Chandler, Ariz. (Gilbert Perry HS)

HIGH SCHOOL

Prepped at Gilbert Perry High School in Chandler, Ariz., for coach Sam Duane ... averaged 31 points, nine assists and nine rebounds while leading Gilbert Perry to the regional championship ... named first-team all region as a senior and earned honorable mention all-state honors ... tabbed to the All-Underclassmen first-team as a sophomore ...

PERSONAL

Son of Kevin and Rachell Tucker ... born on May 6, 2003 in Los Angeles, Calif. ... has an older brother ... father played basketball at Northern Arizona and Grand Canyon ... father later served as the director of security for the Phoenix Suns, Portland Trailblazers, the NBAPA and the Rams ... interested in pursuing a major in communications and a sports broadcasting career.

2021-22 UTSA Roadrunners



Front Row (from left to right): Jordan Litofsky, Ethan Gager, Graduate Assistant Coach Joseph Klein, Assistant Coach Adam Hood, Assistant Coach Scott Thompson, Head Coach Steve Henson, Associate Head Coach Mike Peck, Director of Operations Jeff Luster, Director of Basketball Performance Christian Wood, Athletic Trainer Josh Modica, Todd Torres. Back Row (L to R): Erik Czumbel, Darius McNeill, Azavier Johnson, Aleu Aleu, Lamin Sabally, Adrian Rodriguez, Phoenix Ford, Jacob Germany, Josh Farmer, Cedrick Alley Jr., Isaiah Addo-Ankrah, Lachlan Bofinger, Dhieu Ding, Christian Tucker, Jordan Ivy-Curry, Artan Jabbar.

Coaching Staff



From L to R: Manager Ethan Gager, Manager Jordan Litofsky, Graduate Assistant Coach Joseph Klein, Assistant Coach Adam Hood, Assistant Coach Scott Thompson, Head Coach Steve Henson, Associate Head Coach Mike Peck, Director of Operations Jeff Luster, Director of Basketball Performance Christian Wood, Manager Todd Torres



Head Coach

STEVE HENSON

Kansas State • 1990
Sixth Season
79-79 overall - five seasons

@CoachHensonUTSA

FAST PACED. EXCITING. HARD-NOSED. TOUGH. FUN.

Those are just a few of the adjectives used to describe UTSA men's basketball head coach Steve Henson's style of play.

Henson, in his sixth year in 2021-22, was named the sixth head men's basketball coach in UTSA history on April 1, 2016. In his five seasons, Henson – the 2017-18 C-USA Coach of the Year – has implemented an exciting, winning brand of basketball that has produced the program's best seasons since joining Conference USA.

Henson's teams have been highlighted over the last four years by the dynamic play of scoring dynamos in guards Jhivvan Jackson and Keaton Wallace. The duo formed the second-highest scoring pair from a single recruiting class in college basketball history and ranked No. 1 and No. 2 in school annals in total scoring. Jackson – the only three-time scoring champ in league history – finished his career as the 52nd all-time scorer in collegiate basketball and Wallace checked in No. 452.

The pair kept scoreboard operators busy throughout their careers and finished in 2020-21 in helping lead UTSA to a 15-11 record and a 9-7 mark in conference play. UTSA won 10 of its final 13 games, while ranking in the top 40 in college basketball in scoring offense and total rebounds per game.

Over the last four years, UTSA ranked among the nation's top 40 teams in pace of play, checking in No. 37 in 2020-21, No. 24 in 2019-20, No. 19 in 2018-19 and No. 29 in 2017-18.

In 2019-20, Henson's club continued to progress under his tutelage, including the play of Jackson and Wallace. A pair of elite scoring threats, Henson's system is tailor made for the dynamic duo, allowing the freedom for the guards to loft 3-pointers and sprint up and down the floor. Jackson finished the year ranked second in the NCAA with 26.9 points per game, lighting up scoreboards throughout the nation en route to All-Conference USA honors.

In Henson's third season at the helm, he helped direct the Roadrunners to a bevy of accomplishments. UTSA finished 17-15 and 11-7 in C-USA play, earning a tie for second in the league standings and a No. 4 seed in the league championships. It marked the highest tournament seed for the Roadrunners since 2005.

The 2018-19 successes were buoyed by a pair of dynamic scoring sophomores, Jackson and Wallace. The pair led the nation in scoring among backcourts, with Jackson winning the league scoring title with 22.9 points per game, and Wallace adding 20.2. Jackson earned first-team All-District honors from the NABC and the USBWA and first-team all-conference honors by the league coaches and media. Wallace was tabbed first-team All-District by the NABC and second-team by the league coaches. The pair put on a show throughout the season, with Jackson totaled 23 games of at least 20 points over his 24 starts, while recovering from a season-ending injury as a

freshman and returning on a minutes-restriction for his first five games. Jackson upped his averages from a year ago in each category, including scoring (18.4 ppg to 22.9), rebounds per game (3.2 to 4.1), free-throw percentage (76.8 to 84.6), assists per game (1.8 to 2.4) and steals per game (1.0 to 1.2). Wallace shined throughout, moving from 11.4 points per game as a freshman to 20.2 in his encore season. He improved his rebounding mark from 3.1 to 5.0, his free-throw shooting percentage (74.2 to 85.6), 3-point shooting percentage (33.2 to 38.2) and his steals per game (0.8 to 1.3). Wallace set the program single-season mark for threes made, with Jackson owning the second-most in school history.

Among the highlights of Henson's third campaign included a school record for the largest comeback, as the Roadrunners thrilled a Convocation Center crowd to rally from down 18 points with just over four minutes remaining vs. league champion Old Dominion, winning it on Wallace's last second trey from the corner. It marked the second-largest comeback in NCAA history. UTSA sported a seven-game winning streak midway through the year, its longest in 30 years.

The Roadrunners ranked 20th in the NCAA in pace of play in 2018-19 according to KenPom, good enough for third in C-USA and third in the state of Texas.

UTSA finished its 2018-19 season with an 11-4 home record UTSA had the second largest home winning streak in program history (eight). Overall under Henson, the Roadrunners are 34-11 at The Convo.

UTSA also rode career scoring outings from Jackson and Wallace, with Jackson sporting 46 points at WKU, the most points scored in a game in C-USA history. Two nights later, Wallace went for 45 points at Marshall, the second-most in league annals.

The 2017-18 season, Henson's second season in San Antonio, proved to be one of the Roadrunners most successful of the decade. The team finished 20-15 overall, including an 11-7 C-USA record, a 12-4 home mark and only the program's second postseason victory. The Roadrunners placed fifth in the C-USA standings, defeated UTEP in the opening round of the league tournament, then earned an invitation to the 2018 Collegen Insider.com Postseason Tournament (CIT) where they hosted and defeated Lamar before bowing out in the event's quarterfinal.

In addition to the 20 wins, which were the most for UTSA since the 2010-11 season, the program ranked sixth in the NCAA with an average of 28.9 defensive rebounds per game, 13th in overall rebounding at 39.8 per game, 16th with 353 made 3-pointers and in the top 20 percent with a scoring average of 78.3 points per game. Among C-USA teams UTSA ranked third in scoring, tops in rebounding and 3-pointers made per game (10.1) along with second in defensive field goal percentage (41.6).

Individually the Roadrunners collected numerous awards throughout the season and postseason. Henson was named the 2017-18 Conference USA Gene Bartow Coach of the Year and the NABC District 11 Coach of the Year; Jackson was named the C-USA Freshman of the Year, Second Team All-Conference USA, All-Freshman Team and also garnered seven Freshman of the Week plaudits; Deon Lyle earned C-USA Sixth Player of the Year honors and Wallace was named to the C-USA All-Freshman team along with picking up three C-USA Freshman of the Week awards. Moreover, Jackson set the UTSA freshman scoring record with 534 points, while also ranking as the sixth-leading frosh scorer in the NCAA, while Lyle tied the UTSA single-season 3-point record with 96, which ranked 44th in the nation.

The Henson File

COACHING EXPERIENCE

2016-Present: Head Coach, UTSA
 2011-16: Assistant Coach, Oklahoma
 2004-11: Assistant Coach, UNLV
 2003-04: Assistant Coach, South Florida
 2002-03: Assistant Coach, Atlanta Hawks
 2001-02: Advance Scout, Atlanta Hawks
 1999-2000: Assistant Coach, Illinois

CAREER HEAD COACHING RECORD

Overall: 79-79
 Conference: 46-42

PLAYING EXPERIENCE

Professional
 1999: Scavolini Pesaro (Italy)
 1999: Detroit Pistons
 1998-99: Panionios (Greece)
 1998: Detroit Pistons
 1997-98: Grand Rapids Hoops (CBA)
 1995-97: Virtus Roma (Italy)
 1994-95: Portland Trail Blazers
 1994: Mexico City Aztecas (CBA)
 1994: Fargo-Moorhead Fever (CBA)
 1993-94: Rapid City Thrillers (CBA)
 1993: Charlotte Hornets
 1992-93: Atlanta Hawks
 1992: La Crosse Catbirds (CBA)
 1990-92: Milwaukee Bucks

Collegiate

1986-90: Kansas State

High School

1982-86: McPherson [Kan.] High School

PERSONAL DATA

Birthplace: Junction City, Kan.
 Wife: Cindy
 Sons: Quinton and Pearson

Statistically, the 2017-18 Roadrunners improved in 15 categories over the previous season, including a plus-80 RPI improvement, a plus-22 increase in points per game and increases of at least five percentage points in both overall field goal percentage and 3-point field goal percentage. Additionally, each of the seven returners increased their overall field goal percentage, six increased their points per game, five their rebounds per game and four their 3-point field goal percentage.

In 2016-17, Henson's first season directing the Roadrunners, the program more than doubled its win total from the year prior from five to 14. Included in the 14 wins were a school record-tying eight Conference USA victories, the program's first C-USA tournament win and a triumph over I-35 rival Texas State. Moreover, UTSA defeated three of the C-USA's top four team with its wins over Louisiana Tech, Old Dominion and UTEP.

UTSA also established a home court advantage at the Convocation

Center in Henson's first season. The Roadrunners won their first eight home games for the program's best start in San Antonio since the 1991-92 season. UTSA finished the season 11-3 in the Alamo City for its most home wins since the 2010-11 team also went 11-3.

Henson also directed the Roadrunners to one of the most improved defensive teams in the nation. In the year prior to Henson's arrival, UTSA ranked in the bottom five of Division I, allowing opponents to shoot 50.8 percent from the field and 40.8 percent behind the arc en route to 84.3 points per game. Under Henson's tutelage, the Roadrunners cut those numbers down to 43.4 percent shooting from the field, 35 percent behind the arc and just 69.4 points allowed per game. The team's 69.4 points allowed ranked in the top third of Division I and UTSA limited opponents to fewer than 60 points nine times after doing so just once the year prior.

Henson's 2016-17 UTSA squad also ranked among the best in the nation on the glass, where it led Conference USA with 39.2 rebounds per outing, ranking 27th in NCAA. The Roadrunners were particularly effective on the offensive glass and ranked 26th in the nation with 12.9 offensive boards per game. The squad also ranked in the top 100 for total rebounds and defensive rebounds per game.

UTSA saw great contributions from first-year players in 2016-17 as newcomers accounted for three of the team's top four scorers. That group was led by Jeff Beverly, who averaged 15.8 points per game and was a finalist for the Conference USA Newcomer of the Year award. The group also included a pair of freshmen, Giovanni De Nicolao and Byron Frohnen, who were the only freshmen in Conference USA to start all of their team's games during the season. Frohnen averaged 8.5 points and led all league rookies with 6.7 rebounds per game on his way to five double-doubles and C-USA All-Freshman Team honors, while De Nicolao averaged 8.2 points per game, including 9.1 points per outing in league contests.

Henson came to the Alamo City with 15 years of coaching experience — in which his teams posted a winning record 12 times — most recently as an assistant coach under Lon Kruger at Oklahoma.

During his five seasons with the Sooners (2011-16), Henson helped guide the squad to four consecutive 20-win seasons and NCAA Tournament berths, culminating this spring with the program's fifth appearance in the Final Four and its first since 2002. Oklahoma also saw an increase in its win total in each of the last five campaigns.

Mentoring the Sooners' guards, Henson was instrumental in the development of two-time Big 12 Conference Player of the Year Buddy Hield, who led all Power 5 conference players in scoring during the 2015-16 season at 25.0 points per game and he owns the Big 12 scoring record with 2,291 career points, which also ranks second in Oklahoma history. Additionally, Hield earned the Oscar Robertson Trophy, the Naismith College Player of the Year Award, the John R. Wooden Award and he was named the Sporting News Player of the Year. Hield also took home the Jerry West Award (nation's top shooting guard) and he was a finalist for the Senior CLASS Award. Following the season, Hield was selected No. 6 overall by the New Orleans Pelicans in the NBA Draft.

Prior to his time in Norman, Henson spent seven seasons with Kruger at UNLV (2004-11) and he aided the Runnin' Rebels to a 161-71 (.694) record, six postseason appearances (four NCAA Tournaments) and a pair of Mountain West Conference Tournament titles. UNLV averaged 23 wins per year during his time and following a 30-7 mark and run to the 2007 Sweet 16, Rivals.com recognized Henson as one of the top 25 assistant coaches in the nation.

Henson spent a season as an assistant coach at South Florida (2003-04) following a two-year stint in the NBA as a member of the Atlanta Hawks staff. He served as an advance scout for the 2001-02

campaign and made the move to the bench as an assistant coach for the 2002-03 season.

Henson got his start in coaching under Kruger as an assistant at Illinois (1999-2000) when he helped the Illini to a 22-10 record and an NCAA Tournament berth.

A native of McPherson, Kan., Henson was a four-year starting point guard at Kansas State from 1986-90. He earned All-Big Eight Conference honors as a junior and senior and also was named an honorable mention All-American and team captain during each of his final two seasons. He was the first player in school history to play in four consecutive NCAA Tournaments and as a sophomore in 1987-88, he helped guide the Wildcats to a 25-9 record and a spot in the Elite Eight.

Henson led Kansas State in scoring his final two years by averaging 18.5 points per game as a junior and 17.4 points per game as a senior. He holds three of the top four single-season free throw percentages in school history, including an NCAA-leading .925 mark as a sophomore, while he finished second in the country as a junior (.920).

He still holds all-time program records for assists (582), assists per game (4.58), free-throw percentage (.900), minutes played (4,474), minutes per game (35.2), starts (118), consecutive games played (127) and consecutive starts (118). Henson ranks among the best in school annals in nine other categories, including 3-point field goals (240/2nd), 3-point field goal percentage (.447/2nd), steals (190/2nd), 3-point field goal attempts (537/3rd), free throws (361/4th), assist-to-turnover ratio (1.98/4th), scoring (1,655/6th), games played (127/7th) and field goals (527/7th).

Henson also was a decathlete at Kansas State, placing third as a sophomore and junior at the Big Eight Championships. As a junior at the 1989 league meet, he finished third overall with 6,886 points, winning the javelin and high jump and placing second in the discus, pole vault and 1,500-meter run. Henson was named to the Kansas State All-Century Team that was selected in February 2003 and he was inducted into the Kansas Sports Hall of Fame in October 2009. Additionally, he was inducted into the Kansas State Athletics Hall of Fame in October 2013.

After graduating from Kansas State in 1990 with a degree in human movement, he was picked by the Milwaukee Bucks in the second round of the 1990 NBA Draft with the 44th overall selection. Henson played for the Bucks, Hawks, Charlotte Hornets, Portland Trail Blazers and Detroit Pistons during his seven-year NBA career as well as two seasons in Italy with additional stops in the Continental Basketball Association (CBA) and Greece for a total of nine professional seasons.

Prior to his time in Manhattan, Kan., Henson was a two-time first-team all-state selection at McPherson High School, where he played for his father, Mike, and he was named Mr. Basketball for the state of Kansas in 1986. In addition, Henson was a Junior Olympic National Champion in both the decathlon and high jump and a Kansas high school state champion in both the javelin and high jump.

He and his wife, Cindy, have two sons, Quinton and Pearson.



Named the sixth head coach in program history on April 1, 2016, Steve Henson is one of just 24 current NCAA Division I head coaches to have both played and coached in the NBA. Henson was drafted by the Milwaukee Bucks in 1990 and he went on to play nine professional seasons in the NBA, CBA and overseas. He then spent time with the Atlanta Hawks as both an advance scout and assistant coach.





Associate Head Coach

MIKE PECK

Northwood University • 1993
Sixth Season

@CoachMikePeck

The 2021-22 season is Mike Peck's sixth as associate head coach on Steve Henson's staff at UTSA. Peck is UTSA's guard player development coach, while also assisting in game preparation and all aspects of the Roadrunner program.

A native of Gaylord, Mich., Peck's impact on the Roadrunners is immense, shining over the last four seasons with dynamic guard play from standouts Jhivvan Jackson and Keaton Wallace. The pair finished their careers as two of the top scorers in NCAA history and the tops in UTSA annals, while ranking as the No. 2 duo of any recruiting class in college basketball history.

UTSA wrapped up the careers of Jackson and Wallace in 2020-21 winning 10 of its final 13 games, with Jackson becoming the only three-time scoring champ in league history.

In 2019-20, Jackson finished second in the nation in scoring (26.9 points per game), setting C-USA and UTSA single-season records, in addition to shattering school marks for career and season scoring. Wallace starred alongside Jackson in the backcourt, assuming more point guard duties after the departure of three-year starter Giovanni De Nicolao, and still boasting 18.8 points and 4.5 rebounds per game. Senior wing Byron Frohnen, Peck's first recruit at UTSA, capped his do-it-all career as the program record in career starts, games played and rebounds.

In 2018-19, he helped direct UTSA to a second-place finish in Conference USA with a guard-hefty lineup that featured the nation's top scoring backcourt in Jackson and Wallace. Peck worked directly with the duo as they each averaged over 20 points per game, helping to implement an exciting, fast-paced style of play that saw UTSA rank 19th in the NCAA in pace of play.

In 2017-18, Peck's second season in San Antonio, the Roadrunners produced their most successful season of the decade. The team finished 20-15 overall, including an 11-7 C-USA record, a 12-4 home mark and only the program's second postseason victory. UTSA placed fifth in the C-USA standings, defeated UTEP in the opening round of the league tournament, then earned an invitation to the 2018 Collegelinsider.com Postseason Tournament (CIT) where they hosted and defeated Lamar before bowing out in the event's quarterfinal.

In addition to the 20 wins, which were the most for UTSA since the 2010-11 season, the program ranked sixth in the NCAA with an average of 28.9 defensive rebounds per game, 13th in overall rebounding at 39.8 per game, 16th with 353 made 3-pointers and in the top 20 percent with a scoring average of 78.3 points per game. Among C-USA teams UTSA ranked third in scoring, tops in rebounding and 3-pointers made per game (10.1) along with second in defensive field goal percentage (41.6).

Peck helped the Roadrunners collect numerous awards throughout the season and postseason. Jackson was named the C-USA Freshman of the Year, Second Team All-Conference USA, All-Freshman Team and also garnered seven Freshman of the Week plaudits; forward Deon Lyle earned C-USA Sixth Player of the Year honors and guard Keaton Wallace was named to the C-USA All-Freshman team along with picking up three C-USA Freshman of the Week awards. Moreover, Jackson set the UTSA freshman scoring record with 534 points, while also ranking as the sixth-leading frosh scorer in the NCAA, while Lyle tied the UTSA single-season 3-point record with 96, which ranked 44th in the nation.

In Peck's first season with UTSA, the 2016-17 Roadrunners more than doubled its win total from the year prior from five to 14. Included in the 14 wins were a school record-tying eight Conference USA victories, the program's first C-USA tournament win and a triumph over I-35 rival Texas State. Moreover, UTSA defeated three of the C-USA's top four team with

its wins over Louisiana Tech, Old Dominion and UTEP.

Peck aided the Roadrunners to one of the best defensive turnarounds in the nation in 2016-17. The team improved its defensive field goal percentage 8.5 percentage points and lowered its points allowed per game by nearly 15.0 points per game. Moreover, the team's 69.4 points allowed ranked in the top third of Division I and UTSA limited opponents to fewer than 60 points nine times after doing so just once the year prior. In addition to its defensive improvement, the 2016-17 squad also ranked among the best in the nation on the glass, where it led Conference USA with 39.2 rebounds per outing, ranking 27th in NCAA.

Peck also helped mentor Jeff Beverly, who averaged 15.8 points per game and was a finalist for the Conference USA Newcomer of the Year award, along with freshmen Giovanni De Nicolao and Byron Frohnen, who were the only freshmen in Conference USA to start all of their team's games during the season. Frohnen averaged 8.5 points and led all league rookies with 6.7 rebounds per game on his way to five double-doubles and C-USA All-Freshman Team honors, while De Nicolao averaged 8.2 points per game, including 9.1 points per outing in league contests.

With coaching experience at the professional, collegiate and high school levels, Peck came to UTSA after spending the 2015-16 season as an assistant coach at Santa Clara. In a short time with the Broncos, he mentored guard K.J. Feagin, who started all but one contest, was second on the team in scoring (11.4 ppg), led the squad in assists (3.8 apg) and earned West Coast Conference All-Freshman Team honors. Prior to that he was the head coach of the Las Vegas Prospects AAU Team in 2015 that competed in the prestigious Nike Elite Youth Basketball League.

Peck spent two seasons as the head coach of the NBA D-League's Idaho Stampede (2012-14), which was the affiliate of the Portland Trail Blazers. He was instrumental in the development of Pierre Jackson, who averaged 29.1 points per game and was named to the Futures All-Star roster for the 2014 NBA D-League All-Star Game. In all, seven of his former players with the Stampede were on NBA rosters, including current Portland starter C.J. McCollum.

Additionally, he coached the Trail Blazers' NBA Summer League team in 2013 and he coached in a pair of Trail Blazers pre-season training camps.

Peck entered the professional ranks after a six-year stint (2006-12) at Findlay Prep in Henderson, Nev., where he spent the final five years of his tenure as head coach.

During his five seasons at the helm, Peck built the program into a national powerhouse. His teams combined for a 157-8 (.950) record, including a perfect 33-0 season in 2009, three ESPN National High School Championships (2009, '10, '12) and a national runner-up finish (2008).

Peck's teams were ranked in the top 10 of the USA Today and ESPN polls for all five of his seasons and the Pilots produced seven McDonald's All-Americans, seven Jordan Brand All-Americans and eight Parade All-Americans. Peck mentored seven current NBA/NBA D-League players, four of which were first-round picks, including Anthony Bennett, who was the No. 1 overall pick of the Cleveland Cavaliers in the 2013 NBA Draft, and Tristan Thompson, who was taken No. 4 overall by the Cavaliers in 2011.

The winningest coach in program history, Peck became the first inductee of the Findlay Prep Hall of Fame in 2015. In addition to the success of his teams on the court, every graduate of Findlay Prep was an NCAA Division I qualifier for their freshmen year of college.

His success at Findlay Prep came following a three-year tenure at UNLV (2003-06), where he served as the video coordinator and administrative assistant under head coaches Charlie Spoonhour and Lon Kruger.

Peck also was an assistant coach at Saginaw Valley State (1998-2003) and Northwood University (1997-98). He got his start in coaching as the junior varsity head coach at St. Mary Cathedral School in his hometown of Gaylord, Mich., where he guided the Snowbirds to a 20-0 record in his lone season (1994-95) before he joined the Saginaw Valley State staff as a graduate assistant (1996-97).

As a player, Peck was a four-year letterwinner and two-time Academic All-American at Northwood and he graduated magna cum laude with a bachelor's degree in business administration in 1993. He went on to earn a master's degree in education from Saginaw Valley State in 1998.

Peck and his wife, Terri, have a daughter, Madison, and a son, Gavin.



Assistant Coach

SCOTT THOMPSON

Mississippi • 2002
Sixth Season

@CoachSThompson

The 2021-22 season is Scott Thompson's sixth as an assistant coach on Steve Henson's staff at UTSA. Thompson is UTSA's recruiting coordinator and post player development coach.

The Roadrunners finished Thompson's fifth year in San Antonio in 2020-21 by winning 10 of their final 13 games, while completing two of the most decorated careers in NCAA history in guards Jhivvan Jackson and Keaton Wallace. The pair combined to become the second-highest scoring duo of any pair from the same recruiting class in collegiate basketball history. Jackson, the only three-time scoring champ in league history, completed his career ranked No. 52 all-time in NCAA history in scoring, with Wallace checking in No. 452, with the pair ranking No. 1 and No. 2 in UTSA history.

Thompson's impact on the 2019-20 Roadrunners was seen directly in the performance of one of the nation's best backcourts, Jackson and Wallace. Jackson averaged a Conference USA and UTSA record 26.9 points per game, while shattering the school marks for career and single season scoring. Wallace shined as a do-everything weapon for the Roadrunners, averaging 18.8 points and 4.5 rebounds per game. Senior forward Byron Frohnen etched his name throughout the record book as well during the year, breaking the UTSA records for career rebounds, starts and games played.

A native of Rienzi, Miss., Thompson helped direct the Roadrunners to a stellar 2018-19 season. The Roadrunners earned a second-place finish in Conference USA, while posting their best league tournament seed in 14 years. UTSA was buoyed by the scoring punch of its sophomore guards, Jackson and Wallace, the nation's top scoring backcourt.

As the post-player development coach for the 2018-19 Roadrunners, Thompson worked directly with senior forward Nick Allen, junior forward Byron Frohnen, redshirt freshman Adrian Rodriguez and junior forward Atem Bior. Allen averaged 9.0 points and 5.1 rebounds while setting the UTSA career games record, with his ability to stretch the floor creating offensive opportunities. Frohnen continued to climb the career rebounding charts, averaging a team-high 6.8 boards per game and Bior stepped right into the lineup to become a valuable sixth man with 5.6 points and 5.0 rebounds per game. After suffering a season-ending injury in his collegiate debut in 2017-18, Rodriguez returned to the lineup and was used as the third-player off the bench. Rodriguez shined late in the year as Allen battled a broken toe.

In 2017-18, Thompson's second season in San Antonio, the Roadrunners produced their most successful season of the decade. The team finished 20-15 overall, including an 11-7 C-USA record, a 12-4 home mark and only the program's second postseason victory. UTSA placed fifth in the C-USA standings, defeated UTEP in the opening round of the league tournament, then earned an invitation to the 2018 Collegelnsider.com Postseason Tournament (CIT) where they hosted and defeated Lamar before bowing out in the event's quarterfinal.

In addition to the 20 wins, which were the most for UTSA since the 2010-11 season, the program ranked sixth in the NCAA with an average of 28.9 defensive rebounds per game, 13th in overall rebounding at 39.8 per game, 16th with 353 made 3-pointers and in the top 20 percent with a scoring average of 78.3 points per game. Among C-USA teams UTSA ranked third in scoring, tops in rebounding and 3-pointers made per game (10.1) along with second in defensive field goal percentage (41.6).

Thompson helped the Roadrunners collect numerous awards throughout the season and postseason. Jhivvan Jackson, a guard, was named the C-USA Freshman of the Year, Second Team All-Conference USA, All-Freshman Team and also garnered seven Freshman of the Week plaudits; forward Deon Lyle earned C-USA Sixth Player of the Year honors and

guard Keaton Wallace was named to the C-USA All-Freshman team along with picking up three C-USA Freshman of the Week awards. Moreover, Jackson set the UTSA freshman scoring record with 534 points, while also ranking as the sixth-leading frosh scorer in the NCAA, while Lyle tied the UTSA single-season 3-point record with 96, which ranked 44th in the nation.

In Thompson's first season with UTSA, the 2016-17 Roadrunners more than doubled its win total from the year prior from five to 14. Included in the 14 wins were a school record-tying eight Conference USA victories, the program's first C-USA tournament win and a triumph over I-35 rival Texas State. Moreover, UTSA defeated three of the C-USA's top four team with its wins over Louisiana Tech, Old Dominion and UTEP.

Thompson aided the Roadrunners to one of the best defensive turnarounds in the nation in 2016-17. The team improved its defensive field goal percentage 8.5 percentage points and lowered its points allowed per game by nearly 15.0 points per game. Moreover, the team's 69.4 points allowed ranked in the top third of Division I and UTSA limited opponents to fewer than 60 points nine times after doing so just once the year prior. In addition to its defensive improvement, the 2016-17 squad also ranked among the best in the nation on the glass, where it led Conference USA with 39.2 rebounds per outing, ranking 27th in NCAA.

Thompson also helped mentor Jeff Beyerly, who averaged 15.8 points per game and was a finalist for the Conference USA Newcomer of the Year award, along with freshmen Giovanni De Nicolao and Byron Frohnen, who were the only freshmen in Conference USA to start all of their team's games during the season. Frohnen averaged 8.5 points and led all league rookies with 6.7 rebounds per game on his way to five double-doubles and C-USA All-Freshman Team honors, while De Nicolao averaged 8.2 points per game, including 9.1 points per outing in league contests.

Thompson came to UTSA and the Alamo City with 14 years of coaching experience that includes stints in the Big 12 Conference, Big East Conference, Southeastern Conference, Conference USA and at the high school level.

He spent five seasons (2011-16) with Henson as a member of Lon Kruger's staff at Oklahoma, where he served as the video coordinator and character coach. Thompson was responsible for all aspects of the video department, including film exchange, film breakdown, scout tapes, player instructional videos, recruiting videos and the team's video playbook.

Thompson also worked with the coaching staff to create scouting reports on opponents and he oversaw the student video coordinator staff that filmed and coded all practices for the coaching staff to review.

As the team's character coach, Thompson put an emphasis on developing life skills for student-athletes. He also created and implemented the "Xs and Os of Sooner Basketball", which was an eight-week orientation program for incoming student-athletes that focused on the history, traditions and core values of Sooner Basketball, and he hosted voluntary team Bible study and character building sessions.

Prior to his time in Norman, Okla., he spent five seasons (2006-11) as the varsity boys basketball coach at Cambridge Christian School in Tampa, Fla., and he served as the school's athletics director for four years as well.

A two-time Hillsborough County 1A Coach of the Year, his teams produced a 77-48 record and claimed back-to-back district titles in 2010-11. Thompson guided the Lancers to a pair of berths in the Florida High School Athletic Association (FHSAA) Sweet 16 along with a trip to the state regional quarterfinals. In all, he mentored eight All-Bay Conference selections and his teams posted a collective GPA of 3.65.

Thompson served three seasons (2003-06) as the director of basketball operations at South Florida, where he directed all administrative aspects of the men's basketball program. In addition to his administrative duties, he oversaw team practices and player development, coordinated all aspects of the video department, hired student managers and managed the team's travel and equipment budgets. Thompson also was responsible for academic progress and class attendance accountability of student-athletes and the 2004-05 team was honored as the C-USA Men's Basketball Academic Team of the Year.

Thompson got his start in coaching as a student assistant and graduate assistant at Ole Miss, where he earned a bachelor's degree in business administration in 2002.

Thompson and his wife, Ashley, have three daughters, Brett, Helen and Quinn, and a son, Griffin.



Assistant Coach

ADAM HOOD

Air Force • 2008
Sixth Season

@CoachAHood

The 2021-22 season is Adam Hood's sixth as an assistant coach on Steve Henson's staff at UTSA. Hood is UTSA's wing player development coach, while also focusing on in-state recruiting.

In just five seasons, Hood has helped dramatically alter the trajectory of the program with his tireless work on the recruiting trail and in player development.

A native of Mesquite, Texas, and a former standout at Air Force, Hood helped lead the Roadrunners to a second-place finish in Conference USA in 2018-19. The Roadrunners earned their top conference tournament seed in 14 years during an 11-win league slate. UTSA was boosted in its up-tempo style of play by the performance of guards Jhivvan Jackson and Keaton Wallace, who became the nation's highest scoring backcourt. The pair earned all-district accolades from the NABC.

The 2020-21 season saw the Roadrunners win 10 of their final 13 games and featured the dynamic scoring of Jackson and Wallace. The pair became the second-highest scoring duo in NCAA basketball history from the same recruiting class, while ranking No. 1 and No. 2 in school history. Jackson completed his career as the only three-time scoring champ in C-USA history, ranking No. 52 in NCAA history, while Wallace ranked No. 452 all-time.

During the 2019-20 season, the Roadrunners were boosted by its dynamic guard duo, Jackson and Wallace. Jackson finished the year with a C-USA record 26.9 points per game, shattering UTSA career and single-season scoring records during his junior year. During the 2020 offseason, Hood joined the inaugural Coaches 4 Change committee, an organization founded by collegiate coaches who are dedicated to helping their student-athletes, campus and communities.

In 2017-18, Hood's second season in San Antonio, the Roadrunners produced their most successful season of the decade. The team finished 20-15 overall, including an 11-7 C-USA record, a 12-4 home mark and only the program's second postseason victory. UTSA placed fifth in the C-USA standings, defeated UTEP in the opening round of the league tournament, then earned an invitation to the 2018 Collegelinsider.com Postseason Tournament (CIT) where they hosted and defeated Lamar before bowing out in the event's quarterfinal.

In addition to the 20 wins, which were the most for UTSA since the 2010-11 season, the program ranked sixth in the NCAA with an average of 28.9 defensive rebounds per game, 13th in overall rebounding at 39.8 per game, 16th with 353 made 3-pointers and in the top 20 percent with a scoring average of 78.3 points per game. Among C-USA teams UTSA ranked third in scoring, tops in rebounding and 3-pointers made per game (10.1) along with second in defensive field goal percentage (41.6).

Hood helped the Roadrunners collect numerous awards throughout the season and postseason. Jhivvan Jackson, a guard, was named the C-USA Freshman of the Year, Second Team All-Conference USA, All-Freshman Team and also garnered seven Freshman of the Week plaudits; wing/forward Deon Lyle earned C-USA Sixth Player of the Year honors and guard Keaton Wallace was named to the C-USA All-Freshman team along with picking up three C-USA Freshman of the Week awards. Moreover, Jackson set the UTSA freshman scoring record with 534 points, while also ranking as the sixth-leading frosh scorer in the NCAA, while Lyle tied the UTSA single-season 3-point record with 96, which ranked 44th in the nation. Both Jackson and Wallace were Texas-based recruits.

In Hood's first season with UTSA, the 2016-17 Roadrunners more than doubled its win total from the year prior from five to 14. Included in the 14 wins were a school record-tying eight Conference USA victories, the program's first C-USA tournament win and a triumph over I-35 rival Texas

State. Moreover, UTSA defeated three of the C-USA's top four team with its wins over Louisiana Tech, Old Dominion and UTEP.

Hood aided the Roadrunners to one of the best defensive turnarounds in the nation in 2016-17. The team improved its defensive field goal percentage 8.5 percentage points and lowered its points allowed per game by nearly 15.0 points per game. Moreover, the team's 69.4 points allowed ranked in the top third of Division I and UTSA limited opponents to fewer than 60 points nine times after doing so just once the year prior. In addition to its defensive improvement, the 2016-17 squad also ranked among the best in the nation on the glass, where it led Conference USA with 39.2 rebounds per outing, ranking 27th in NCAA.

Hood also helped mentor Jeff Beverly, who averaged 15.8 points per game and was a finalist for the Conference USA Newcomer of the Year award, along with freshmen Giovanni De Nicolao and Byron Frohnen, who were the only freshmen in Conference USA to start all of their team's games during the season. Frohnen averaged 8.5 points and led all league rookies with 6.7 rebounds per game on his way to five double-doubles and C-USA All-Freshman Team honors, while De Nicolao averaged 8.2 points per game, including 9.1 points per outing in league contests.

Hood came to UTSA after spending two seasons (2014-16) as an assistant coach at Columbia, where he served as the recruiting coordinator and coached the team's perimeter players. During his time with the Lions he helped the squad to 38 wins, including a school-record 25-10 mark in 2015-16. Columbia capped the season by winning the Collegelinsider.com Tournament (CIT), which was the first postseason title in program history.


He also played a key role in developing two-time first-team All-Ivy League selection Maodo Lo, who finished his career as Columbia's No. 3 all-time leading scorer, as well as all-conference picks Grant Mullins and Alex Rosenberg.

Prior to his time at Columbia, Hood spent two campaigns (2012-14) at Boston University as a special assistant. There he served as a mentor to the student-athletes and coordinated team travel, scouting and game-day operations. During his tenure with the Terriers, the team captured the 2014 Patriot League Regular Season Championship and collected five all-conference honors in the two-year span. In all, Boston went 41-24 and made back-to-back postseason appearances in the 2013 CIT and 2014 National Invitational Tournament (NIT).

Hood also spent a season (2011-12) as the associate head coach at Thayer (Mass.) Academy and he was a head coach for the Middlesex Magic AAU organization in 2011.

He began his coaching career after he served five years as a commissioned United States Air Force Officer, where he was a project manager for the Aeromedical Division and Airborne Warning and Control System (AWACS).

On the court, Hood was a four-year letterwinner at the United States Air Force Academy and his teams compiled an 84-42 record with an NCAA Tournament appearance in 2006 and a spot in the 2007 NIT semifinals. After leading the team in free-throw percentage during his senior year, Hood graduated in 2008 with a degree in human factors engineering.



Director of Operations

JEFF LUSTER

Tabor College • 1996
Seventh Season

@JLus22

The 2021-22 season is Jeff Luster's seventh as UTSA's director of operations, where his responsibilities include team travel, academics and compliance, as well as assisting with recruiting coordination and on-campus visits.

Luster brings more than 20 years of college basketball experience to the staff and has proven to be a valuable asset in the day-to-day management of the basketball program and the athletics department. He came to UTSA after spending the previous five seasons as the director of operations at North Texas and six seasons at TCU, including three as the director of operations and three as an assistant coach.

Overall, Luster has spent more than 20 years in college basketball as a player, coach and operations director. Before his stint with the Horned Frogs, he served as the director of operations at Colorado for the 2001-02 season and as an assistant coach from 1999-2000.

Between those stops, he served as the associate head coach at his alma mater, Tabor (Kan.) College, where he helped lead the Bluejays to the 2001 NAIA Sweet 16 in his lone season. He also spent time coaching at Central (Kan.) College, McPherson (Kan.) College and Lamar (Kan.) Community College as an assistant.

As a player, Luster was a second team All-Kansas Collegiate Athletic Conference guard before graduating from Tabor in 1996 with a bachelor's degree in physical education. The Colorado Springs, Colo., native graduated from Littleton High School in 1990.

He and his wife, Shay have two sons, Taylor and Cooper, and a daughter, Payton. In 2019-20, Taylor joined the UTSA staff as a graduate assistant coach for the 2020-21 season, helping lead UTSA through the challenges of COVID-19 protocols.



Director of Basketball Performance

CHRISTIAN WOOD

Our Lady of the Lake • 2017
Third Season

@CWoody35

Christian Wood is in his third season as UTSA's basketball-focused strength coach and is in his fifth year as a member of the UTSA strength & conditioning staff.

Wood's impact has been seen drastically throughout the program as UTSA's student-athletes have gained in strength, speed and quickness throughout his three seasons. Most notably is the impact Wood has had on center Jacob Germany, who arrived with a youthful 6-foot-11 frame and has transitioned into a 235-pound presence in the paint.

Wood, a former all-conference basketball standout at crosstown Our Lady of the Lake University, became UTSA's basketball-specific strength & conditioning coach during the 2019-20 season. He is a daily fixture on the UTSA basketball staff, traveling to all events and assisting in the UTSA practice and strength & conditioning plan.

Wood previously served two years as a graduate assistant for the football strength & conditioning staff after a one-year internship with the program, where he has worked closely with more than 100 student-athletes on a daily basis under the direction of head football strength & conditioning coach Ryan Filo.

Wood got his start in the field as an intern with the U.S. Naval Academy's football strength & conditioning staff in 2016. Later that year he was named the first-ever strength & conditioning coach at Our Lady of the Lake University (OLLU) in San Antonio.

A native of Hallettsville, Texas, Wood played basketball for one season at Southwestern Assemblies of God in Waxahachie, Texas. He appeared in 38 games for the Lions and averaged 5.2 points and 4.7 rebounds per contest.

Wood then joined UTSA's football program as a linebacker for the 2012 season before transferring to OLLU, where he was a three-year team captain for the basketball team. He garnered second-team All-Red River Athletic Conference accolades in 2014 and he was a two-time honorable mention all-conference performer and a RRAC All-Tournament Team selection in 2016. He averaged 7.5 points and 4.6 rebounds per game and registered 73 steals, 58 assists and 38 blocks during his three-year career with the Saints.

Wood earned bachelor's degrees in criminal justice and kinesiology from OLLU in 2017.

Wood is a Certified Strength & Conditioning Specialist (CSCS) and a member of the National Strength & Conditioning Association (NSCA) and Certified Strength & Conditioning Coaches Association (CSCCA). He also has a Level 1 Sports Performance Coach Certification from USA Weightlifting (USAW).

Christian and his wife, Chelsea, reside in San Antonio with their son, Jackson David Wood.



Graduate Assistant

JOSEPH KLEIN

Arizona • 2020
First Season

Joseph Klein is in his first season as a graduate assistant with the men's basketball program.

Klein comes to the Roadrunners after serving as a student manager at Arizona during the 2018-19 and 2019-20 season.

He will assist directly in the day-to-day management of the UTSA program, while helping with practice execution.

He is also working as a student intern with Coaches vs. Cancer, spearheading the 20 for 20 social-media challenge which raised over \$100,000 for CancerWork directly with the American Cancer Society.

In addition, Klein is working as an intern with Coaching U and served as an assistant and video producer for NBA Trainer. While at Arizona, Klein served as a production assistant with the PAC12 Network, and functioned as a reporter and play-by-play broadcaster with UATV3/KAMP Radio, voicing UofA football and basketball games from 2017-19.

Klein has served as a volunteer with the Wish Connection since 2015, assisting with granting wishes to children suffering from with life-threatening illnesses or chronically debilitating medical conditions.



Assistant Athletic Trainer

JOSH MODICA

Missouri State • 2010

Josh Modica joined UTSA's Sports Medicine Staff in July 2013 and works primarily with the men's basketball and cheer programs.

Modica is a native of Strafford, Mo., and graduated from Missouri State University in 2010 with his Bachelor of Science in Athletic Training and a minor in Biomedical Science.


In 2013, he completed his Master of Science in Sport Administration at New Mexico. With the Lobos, he provided athletic training services to the women's soccer program. During this time, he saw the Lobos win two Mountain West Conference Women's Soccer Championships in 2011 and 2012.

Modica began as an intern with the UTSA Track and Field program in July 2013 before becoming a full-time athletic trainer for the program in 2014, winning two C-USA Outdoor Men's Track and Field Championships.

After two seasons with the track and field team, Modica took over coverage of the men's basketball program. Modica has also volunteered as an athletic trainer for the San Antonio Stock Show and Rodeo.

He is certified in KinesioTape application and Personalized Blood Flow Restriction Rehabilitation. In his free time, Modica enjoys being outside, collecting vinyl records and comics and listening to live music with his wife, Bobbie.


Student Managers/Assistants



ETHAN GAGER



JORDAN LITOFSKY



TODD TORRES



University President

TAYLOR EIGHMY, PH.D.

Tufts • 1980

The University of Texas System Board of Regents named T. Taylor Eighmy, Ph.D., as president of The University of Texas at San Antonio on July 25, 2017.

Eighmy comes to UTSA from the University of Tennessee-Knoxville, where he was the vice chancellor for research and engagement. Eighmy, who also was a professor of civil and environmental engineering at Tennessee, has extensive experience in university leadership ranging from developing top-tier research institutions to building critical student success programs, especially around experiential learning and undergraduate research. He worked closely with state legislators and industry, business and civic leaders to develop critical and sustainable public partnerships and realize new resources from a variety of public and private sources. As a chief research officer, he continuously championed external engagement, particularly community engagement.

While at Tennessee, Eighmy and colleagues at Oak Ridge National Laboratory directed efforts that resulted in the university's selection to lead the Institute for Advanced Composites Manufacturing Innovation, a \$259 million public-private partnership supported by the U.S. Department of Energy. Eighmy, the principal investigator of the project, was founder and served as board chair for the Institute's parent company. The work of the Institute led to significant technological innovations and economic development, both regionally and nationally, around advanced manufacturing.

Eighmy also served on the boards of Oak Ridge Associated Universities, Southeastern Universities Research Association, Collaborative Composites Solutions, East Tennessee Economic Council, the UT Research Foundation and Cherokee Farm Development Corp. Eighmy represented Tennessee on the National Academies' Government-University-Industry Research Roundtable and the University-Industry Demonstration Partnership, as well as the Technology Leadership & Strategy Initiative of the U.S. Council on Competitiveness.

Prior to his role at Tennessee, Eighmy served as senior vice president for research at Texas Tech University, where he was instrumental in working with the community to realize National Research University status for Texas Tech. He also spent several years at the University of New Hampshire in a variety of roles, from professor to director of strategic initiatives to assistant vice president for research and interim vice president for research.



Taylor Eighmy, Ph.D., began his role as president of The University of Texas at San Antonio on Sept. 1, 2017.

Eighmy is a fellow of the American Association for the Advancement of Science, the National Academy of Inventors and the American Academy of Environmental Engineers and Scientists. He served as a member of the U.S. EPA Science Advisory Board for more than 11 years and has worked closely with the National Academies' Government-University-Industry Research Roundtable, the University-Industry Demonstration Partnership and the U.S. Council on Competitiveness' Technology & Leadership Strategy Initiative. He has served on the boards of Oak Ridge Associated Universities, the Southeastern Universities Research Association, the University of Tennessee Research Foundation, Cherokee Farm Development Corporation and a number of community, economic development and technology start-up boards. Eighmy also is an inventor of a patented reactive barrier technology for contaminated sediments.

Eighmy received his bachelor of science degree in biology from Tufts University in 1980, his master of science degree in civil engineering from New Hampshire in 1983 and his doctorate in civil (environmental) engineering from New Hampshire in 1986.

Eighmy and his wife, Peggy, have one daughter, Hannah, a NICU nurse at Children's National Medical Center in Washington, D.C.



Vice President/ Athletics Director

LISA CAMPOS

Colorado State

Introduced as UTSA's Vice President for Intercollegiate Athletics and Athletics Director on Nov. 17, 2017, Dr. Lisa Campos has made an immediate and positive impact on the athletics department, university and community during her time in San Antonio.

One of Campos' first tasks upon her hiring was to develop and implement a new strategic plan for the future of UTSA Athletics and align with UTSA President Taylor Eighmy's vision and strategic initiatives for the university. Less than one year later, she introduced the Roadrunner Game Plan, which utilizes three winning values — Excellence, Integrity and Unity — to focus on developing and enhancing the student-athlete experience, creating a culture of excellence, developing resources and uniting the community. The plan's emphasis to develop champions in the classroom, in competition and in life has been evident during her tenure.

In the last three years, UTSA student-athletes have set numerous department records for academic success including achieving an 83% graduation success rate in the most recent report and currently boasting an average team GPA of 3.27 as of the Spring 2021 semester. Additionally, student-athletes have collected 145 Conference USA academic medals and more than 600 C-USA Commissioner's Honor Roll certificates during her tenure.

Under her leadership, UTSA's sport programs have produced seven All-Americans, earned more than 130 all-conference honors and captured 17 individual conference titles and a pair of team conference championships in the last three years.

In her second year at the helm, Campos led a campus-wide collaboration with Brenda Tracy, a sexual assault survivor, public speaker and founder of the national campaign and nonprofit, Set The Expectation. Their work led to UTSA becoming the first university in the nation to implement the Tracy Rule, the most comprehensive Serious Misconduct rule in the NCAA.

Campos also has overseen the implementation of the Roadrunner Leadership and Professional Development Academy, which offers personal wellness, freshman transition and career development workshops to UTSA's 350-plus student-athletes. She also introduced UTSA Athletics Diversity & Inclusion Excellence, an initiative that seeks to foster a diverse and inclusive culture for the entire campus.

In June 2021, Campos helped UTSA become one of the first Conference USA institutions to introduce an educational and life skills program in anticipation of NCAA and state legislation related to name, image and likeness (NIL) activities. Runners Go Bold is a comprehensive program providing Roadrunner student-athletes with the knowledge and skills to build their personal brands and financial acumen.

Campos also worked closely with the Roadrunner Foundation and colleagues on campus to guide one of the most ambitious projects in the history of UTSA Athletics — the development of the new state-of-the-art Roadrunner Athletics Center of Excellence, which opened in August 2021. The \$40.8 million, 94,700-square-foot facility serves as the central hub for UTSA Athletics and promotes the academic success, health, wellness and performance of student-athletes.

Campos has overseen the highest fundraising year in UTSA Athletics history, while also achieving the highest back-to-back fundraising years in department history. She also engineered a balanced 2020 fiscal year budget despite a major loss of revenue resulting from the pandemic.

Under Campos' leadership, UTSA Athletics has increased its brand presence and awareness in San Antonio and has extended its

community outreach initiatives, including Operation Defend the Dome, a ticket donation program for area active-duty and veteran military members and their families. As a result, 42,071 fans — the second-largest home crowd in UTSA football history — packed the Alamodome against Baylor on Sept. 8, 2018. Additionally, UTSA led Conference USA in average home attendance during her first full football season in the Alamo City.

Campos also served as a panelist for the 2018 Greater San Antonio Women in Leadership Symposium, and she was instrumental in UTSA's role as host institution for the 2018 Men's Final Four and 2021 Women's Final Four and in the city landing the 2025 Men's Final Four.

Nationally, Campos currently sits on the NCAA Division I Council, a high-level group responsible for the day-to-day decisions that impact Division I athletics. She also serves as chair of the NCAA Division I Women's Basketball Oversight Committee and on the board of the LEAD1 Association, a membership organization that represents the NCAA Division I Football Bowl Subdivision athletics directors.

Campos also has served as chair of the NCAA Division I Women's Basketball Oversight Committee and NCAA Women's Soccer Committee, and has been a member of the NCAA Division I Football Oversight Committee, NCAA Division I Championships/Competition Cabinet and NCAA Rifle Committee.

Campos came to UTSA after five years as the Vice President for Intercollegiate Athletics at Northern Arizona University (NAU), where she led the athletics department through a rebrand and transformed it into one of the Big Sky Conference's premier programs.

During her time in Flagstaff, NAU captured 32 Big Sky and Western Athletic Conference championships and nine teams advanced to NCAA postseason competition, including the first NCAA Division I Championship in school history by the men's cross country team in 2016.

Under her leadership, the Lumberjacks collected two Big Sky Conference Presidents' Cup trophies for overall excellence in competition and in the classroom. The Lumberjacks' athletic achievements led to the men's programs winning the Big Sky All-Sports Trophy four consecutive times from 2014-17. The women's teams captured the trophy in 2014 and 2017.

In the 2016-17 academic year, NAU won eight conference championships and swept the Big Sky All-Sports Trophies for the second time under Campos' guidance.

When Campos was named Vice President for Intercollegiate Athletics at NAU, she became one of 26 females and the youngest in the country to lead a Division I program at the time of her hire. In Spring 2017, she was recognized by Street & Smith's Sports Business Journal's Forty Under 40.

Prior to her time at NAU, Campos was an associate athletics director (2003-06) and senior associate athletics director (2006-12) at UTEP after serving as the university's assistant dean of students from 2001-03.

During her time in El Paso, she cultivated several significant gifts to the program and oversaw a multimillion-dollar budget. Campos also served as sport administrator for the men's and women's cross country, women's soccer, women's volleyball, women's basketball and men's and women's track & field programs. Campos also was the primary administrator for compliance, CHAMPS/Life Skills, strength and conditioning, sports medicine and cheerleading.

Besides serving on a number of NCAA committees while at UTEP, Campos also was a member of the Conference USA Joint Group and served on the Senior Woman Administrator administrative group. In 2005-06, when UTEP joined Conference USA, she served on the C-USA Strategic Planning Committee and assisted in the development of the realigned Conference USA's vision, core values, mission and strategic objectives. She also represented UTEP on conference committees, including the budget subcommittee, legislative committee, championships selection committee and various sport committees.

Campos earned both her bachelor's degree in business administration and her master's degree in student affairs in higher education from Colorado State. She holds a doctorate degree in educational leadership from UTEP.

She and her husband, Darren D'Attilio, have a son, Christopher.

2020-21 UTSA Roadrunners Basketball
UTSA Season Schedule/Results & Leaders (as of Sep 15, 2021)
All games

RECORD:	OVERALL	HOME	AWAY	NEUTRAL
ALL GAMES	15-11	12-2	2-8	1-1
CONFERENCE	9-7	7-2	2-5	0-0
NON-CONFERENCE	6-4	5-0	0-3	1-1

Date	Opponent	Score	Att.	High Points	High Rebounds
11/27/20	TEX. PERMIAN BASIN	w 97-71	425	(20)Eric Parrish	(10)Jacob Germany
11/28/20	at UTRGV	64-81 L		(12)Jordan Ivy-Curry	(6)Keaton Wallace
12/03/20	at Oklahoma	66-105 L	2021	(28)Jhivvan Jackson	(7)Jacob Germany
12/04/20	SUL ROSS ST.	w 91-62	410	(19)Keaton Wallace	(7)Luka Barisic
12/16/20	at Oregon State	61-73 L		(14)Cedrick Alley Jr.	(8)Eric Parrish
12/20/20	OUR LADY OF THE LAKE	w 102-70	402	(27)Jhivvan Jackson	(12)Jacob Germany
12/22/20	LAMAR	w 88-66	334	(18)Luka Barisic	(10)Luka Barisic
01/01/21	*at Rice	86-95 L		(21)Keaton Wallace	(8)Keaton Wallace
01/02/21	*at Rice	69-84 L		(15)Keaton Wallace	(6)Jacob Germany
				(15)Jordan Ivy-Curry	(6)Jordan Ivy-Curry
					(6)Lachlan Bofinger
01/08/21	*NORTH TEXAS	70-77 L	388	(26)Jhivvan Jackson	(8)Jacob Germany
01/09/21	*NORTH TEXAS	w 77-69	389	(31)Jhivvan Jackson	(6)Jacob Germany
					(6)Jhivvan Jackson
01/15/21	*at Louisiana Tech	66-77 L	1200	(25)Jhivvan Jackson	(9)Keaton Wallace
01/16/21	*at Louisiana Tech	66-82 L	1200	(22)Keaton Wallace	(7)Keaton Wallace
01/22/21	*SOUTHERN MISS.	w 70-64	420	(25)Jhivvan Jackson	(11)Jacob Germany
01/23/21	*SOUTHERN MISS.	w 78-72	362	(24)Jhivvan Jackson	(8)Jacob Germany
01/28/21	*UTEP	w 86-79	470	(32)Jhivvan Jackson	(8)Keaton Wallace
01/30/21	*at UTEP	51-69 L	540	(15)Keaton Wallace	(5)Jacob Germany
					(5)Cedrick Alley Jr.
02/05/21	*at FIU	w 87-80	194	(33)Keaton Wallace	(9)Cedrick Alley Jr.
02/06/21	*at FIU	w 90-47	147	(22)Jhivvan Jackson	(6)Jordan Ivy-Curry
02/12/21	*FLA. ATLANTIC	w 84-80	373	(30)Jhivvan Jackson	(12)Jacob Germany
02/13/21	*FLA. ATLANTIC	w 86-75	384	(20)Jhivvan Jackson	(7)Jhivvan Jackson
					(7)Jacob Germany
02/26/21	*UAB	57-64 L	429	(21)Keaton Wallace	(13)Keaton Wallace
02/27/21	*UAB	w 96-79	394	(32)Jhivvan Jackson	(8)Jacob Germany
03/04/21	S'WESTERN ADVENTIST	w 123-43	322	(23)Keaton Wallace	(14)Lachlan Bofinger
				(23)Jhivvan Jackson	
03/10/21	vs Charlotte	w 72-62		(20)Keaton Wallace	(10)Jacob Germany
03/11/21	vs Western Ky.	67-80 L		(30)Keaton Wallace	(6)Keaton Wallace

* = Conference game

Attendance Summary	Games	Attend	Avg/Game
Home	14	5502	393
Away	10	5302	530
Neutral	2	0	0
Total	26	10804	416

2020-21 Final Statistics

All games

RECORD:	OVERALL	HOME	AWAY	NEUTRAL
ALL GAMES	15-11	12-2	2-8	1-1
CONFERENCE	9-7	7-2	2-5	0-0
NON-CONFERENCE	6-4	5-0	0-3	1-1

#	Player	gp-gs	min	Total		3-Point		F-Throw		Rebounds				pf	dq	a	to	blk	stl	pts	avg				
				fg-fga	fg%	3fg-fga	3fg%	ft-fa	ft%	off	def	tot	avg												
02	Jhivvan Jackson	25-24	829	33.2	182-389	.468	65-176	.369	69-88	.784	14	92	106	4.2	73	2	86	71	8	25	498	19.9			
22	Keaton Wallace	26-26	871	33.5	157-374	.420	59-185	.319	63-80	.788	15	128	143	5.5	54	2	88	58	8	26	436	16.8			
24	Jacob Germany	26-24	550	21.2	112-228	.491	0-0	.000	45-61	.738	59	97	156	6.0	45	0	11	21	30	5	269	10.3			
03	Jordan Ivy-Curry	26-11	520	20.0	67-167	.401	24-64	.375	28-41	.683	38	34	72	2.8	44	1	40	21	3	19	186	7.2			
20	Eric Parrish	25-16	546	21.8	65-130	.500	7-31	.226	26-36	.722	30	74	104	4.2	52	0	52	43	13	27	163	6.5			
00	Cedrick Alley Jr.	24-16	496	20.7	55-132	.417	18-53	.340	22-27	.815	32	73	105	4.4	36	0	23	23	9	16	150	6.3			
44	Luka Barisic	14-0	168	12.0	28-73	.384	12-40	.300	6-7	.857	16	30	46	3.3	20	0	10	6	0	3	74	5.3			
10	Erik Czumbel	25-7	566	22.6	30-77	.390	20-52	.385	23-29	.793	4	45	49	2.0	55	2	44	19	1	14	103	4.1			
11	Lachlan Bofinger	17-0	168	9.9	26-50	.520	0-3	.000	2-4	.500	19	35	54	3.2	20	1	10	11	7	11	54	3.2			
25	Adrian Rodriguez	18-4	176	9.8	21-35	.600	0-1	.000	8-13	.615	18	19	37	2.1	24	0	8	12	2	4	50	2.8			
21	Isaiah Addo-Ankrah	6-0	17	2.8	4-7	.571	1-3	.333	2-2	1.000	0	2	2	0.3	0	0	0	1	0	1	11	1.8			
12	Phoenix Ford	23-2	229	10.0	14-28	.500	0-0	.000	7-9	.778	23	37	60	2.6	48	1	9	9	1	6	35	1.5			
01	Jaja Sanni	10-0	42	4.2	5-17	.294	1-8	.125	4-4	1.000	1	1	2	0.2	4	0	2	2	1	4	15	1.5			
04	Artan Jabbar	6-0	22	3.7	2-10	.200	2-9	.222	0-0	.000	0	4	4	0.7	0	0	0	1	0	0	6	1.0			
Team											32	29	61												4
Total.....		26	5200	768-1717		.447	209-625	.334	305-401	.761	301	700	1001	38.5	475	9	383	302	83	161	2050	78.8			
Opponents.....		26	5200	650-1537		.423	199-589	.338	407-545	.747	254	698	952	36.6	409	6	328	361	80	144	1906	73.3			

Conference games only

RECORD:	OVERALL	HOME	AWAY	NEUTRAL
ALL GAMES	9-7	7-2	2-5	0-0
CONFERENCE	9-7	7-2	2-5	0-0
NON-CONFERENCE	0-0	0-0	0-0	0-0

#	Player	gp-gs	min	Total		3-Point		F-Throw		Rebounds				pf	dq	a	to	blk	stl	pts	avg				
				fg-fga	fg%	3fg-fga	3fg%	ft-fa	ft%	off	def	tot	avg												
02	Jhivvan Jackson	16-16	555	34.7	126-256	.492	47-112	.420	51-65	.785	8	52	60	3.8	50	2	53	45	4	19	350	21.9			
22	Keaton Wallace	16-16	579	36.2	96-231	.416	39-119	.328	49-60	.817	8	90	98	6.1	32	1	57	35	3	16	280	17.5			
24	Jacob Germany	16-15	366	22.9	74-152	.487	0-0	.000	24-36	.667	34	60	94	5.9	26	0	4	11	21	3	172	10.8			
03	Jordan Ivy-Curry	16-8	349	21.8	40-101	.396	22-46	.478	18-24	.750	21	20	41	2.6	26	0	19	11	2	9	120	7.5			
00	Cedrick Alley Jr.	14-6	291	20.8	37-78	.474	14-33	.424	13-16	.813	18	49	67	4.8	21	0	7	11	5	11	101	7.2			
20	Eric Parrish	15-9	321	21.4	42-80	.525	3-13	.231	14-20	.700	16	37	53	3.5	31	0	32	26	6	15	101	6.7			
10	Erik Czumbel	15-5	335	22.3	10-45	.222	7-31	.226	9-9	1.000	4	24	28	1.9	30	0	23	10	1	9	36	2.4			
25	Adrian Rodriguez	8-4	86	10.8	6-11	.545	0-0	.000	1-3	.333	5	7	12	1.5	10	0	6	7	1	2	13	1.6			
44	Luka Barisic	7-0	67	9.6	4-25	.160	3-15	.200	0-0	.000	6	10	16	2.3	12	0	6	3	0	2	11	1.6			
11	Lachlan Bofinger	8-0	72	9.0	5-15	.333	0-2	.000	2-2	1.000	4	13	17	2.1	7	0	4	7	1	6	12	1.5			
12	Phoenix Ford	15-1	158	10.5	9-19	.474	0-0	.000	1-3	.333	12	25	37	2.5	40	1	5	7	0	4	19	1.3			
01	Jaja Sanni	4-0	11	2.8	1-4	.250	0-2	.000	2-2	1.000	0	0	0	0.0	0	0	0	1	0	0	4	1.0			
13	Artan Jabbar	2-0	5	2.5	0-1	.000	0-1	.000	0-0	.000	0	0	0	0.0	0	0	0	0	0	0	0	0.0			
32	Isaiah Addo-Ankrah	2-0	5	2.5	0-1	.000	0-0	.000	0-0	.000	0	0	0	0.0	0	0	0	0	0	1	0	0.0			
Team											20	20	40												3
Total.....		16	3200	450-1019		.442	135-374	.361	184-240	.767	156	407	563	35.2	285	4	216	177	44	97	1219	76.2			
Opponents.....		16	3200	415-926		.448	119-347	.343	244-334	.731	151	441	592	37.0	252	3	196	213	46	85	1193	74.6			

2020-21 Points-Rebounds-Assists

2021-22 UTSA Roadrunners Basketball
UTSA Points-Rebounds-Assists (as of Oct 14, 2021)
All games

Opponent	Date	Score		00	01	02	03	10	11	12
				,CEDRICK A	SANNI,JAJA	JACKSON,JH	IVY-CURRY,	CZUMBEL,ER	BOFINGER,L	FORD,PHOEN
TEX. PERMIAN BASIN	11/27/20	97-71	w	7-5-3	0-1-0	DNP	6-6-2	7-3-1	6-2-1	2-2-0
at UTRGV	11/28/20	64-81	L	0-2-2	DNP	10-4-1	12-3-2	9-4-3	4-2-0	DNP
at Oklahoma	12/03/20	66-105	L	3-3-0	0-0-0	28-5-2	2-1-1	7-3-0	4-4-0	2-3-1
SUL ROSS ST.	12/04/20	91-62	w	4-6-1	0-0-0	18-2-4	4-2-2	10-5-4	4-4-0	0-4-2
at Oregon State	12/16/20	61-73	L	14-5-1	DNP	10-5-3	7-3-0	6-0-1	4-0-0	DNP
OUR LADY OF THE LAKE	12/20/20	102-70	w	5-6-1	5-0-0	27-6-4	4-4-3	4-1-2	2-9-0	2-5-0
LAMAR	12/22/20	88-66	w	5-2-1	0-0-0	9-6-2	4-2-2	9-2-2	4-2-2	2-0-1
at Rice	01/01/21	86-95	L	15-4-1	DNP	18-4-3	2-2-1	2-1-3	2-5-1	DNP
at Rice	01/02/21	69-84	L	DNP	0-0-0	10-4-1	15-6-1	2-1-0	8-6-0	1-3-2
NORTH TEXAS	01/08/21	70-77	L	2-1-0	DNP	26-1-0	8-0-1	3-0-3	0-0-0	2-2-0
NORTH TEXAS	01/09/21	77-69	w	DNP	DNP	31-6-3	0-0-2	5-4-2	0-0-0	2-3-0
at Louisiana Tech	01/15/21	66-77	L	8-5-0	DNP	25-2-1	9-3-1	0-0-2	DNP	0-2-0
at Louisiana Tech	01/16/21	66-82	L	3-2-0	DNP	14-1-0	9-3-0	6-3-1	DNP	0-2-0
SOUTHERN MISS.	01/22/21	70-64	w	0-4-2	DNP	25-4-4	8-2-3	DNP	DNP	0-1-0
SOUTHERN MISS.	01/23/21	78-72	w	9-4-1	DNP	24-4-6	14-4-0	0-0-0	DNP	4-4-0
UTEP	01/28/21	86-79	w	9-7-0	DNP	32-6-4	14-1-0	2-1-0	DNP	2-3-0
at UTEP	01/30/21	51-69	L	5-5-0	0-0-0	7-3-1	6-2-0	2-3-0	DNP	0-2-0
at FIU	02/05/21	87-80	w	6-9-1	DNP	22-3-3	7-4-1	0-0-3	0-0-0	0-1-0
at FIU	02/06/21	90-47	w	6-2-1	4-0-0	22-3-5	7-6-2	3-4-3	2-4-1	2-4-0
FLA. ATLANTIC	02/12/21	84-80	w	14-8-1	DNP	30-6-6	0-2-0	0-4-3	0-1-1	2-3-1
FLA. ATLANTIC	02/13/21	86-75	w	10-2-0	DNP	20-7-9	5-1-3	11-1-1	DNP	2-4-1
UAB	02/26/21	57-64	L	5-10-0	DNP	12-3-2	3-2-2	0-2-1	DNP	0-1-0
UAB	02/27/21	96-79	w	9-4-0	0-0-0	32-3-5	13-3-2	0-4-1	0-1-1	2-2-1
S'WESTERN ADVENTIST	03/04/21	123-43	w	2-4-3	6-1-2	23-4-5	11-4-6	5-0-5	14-14-3	6-6-0
vs Charlotte	03/10/21	72-62	w	2-2-2	DNP	18-9-6	8-1-0	4-1-2	DNP	2-1-0
vs Western Ky.	03/11/21	67-80	L	7-3-2	DNP	5-5-6	8-5-3	6-2-1	0-0-0	0-2-0

Opponent	Date	Score		13	20	22	24	25	32	44
				JABBAR,ART	PARRISH,ER	WALLACE,KE	GERMANY,JA	RODRIGUEZ,	ADDO-ANKRA	BARISIC,LU
TEX. PERMIAN BASIN	11/27/20	97-71	w	DNP	20-4-2	19-8-5	15-10-1	6-3-0	DNP	9-5-0
at UTRGV	11/28/20	64-81	L	DNP	4-5-1	6-6-4	6-5-0	4-2-1	DNP	9-0-3
at Oklahoma	12/03/20	66-105	L	DNP	2-5-0	9-2-1	4-7-1	2-3-0	DNP	3-1-0
SUL ROSS ST.	12/04/20	91-62	w	0-0-0	14-6-3	19-2-2	9-4-1	4-2-0	0-1-0	5-7-0
at Oregon State	12/16/20	61-73	L	DNP	6-8-0	5-3-3	4-5-1	0-0-0	DNP	5-5-0
OUR LADY OF THE LAKE	12/20/20	102-70	w	0-1-0	2-5-4	13-4-7	17-12-0	3-8-0	4-0-0	14-2-1
LAMAR	12/22/20	88-66	w	0-0-0	11-6-5	12-2-2	10-3-0	4-0-0	0-0-0	18-10-0
at Rice	01/01/21	86-95	L	DNP	6-1-6	21-8-5	17-3-0	DNP	DNP	3-6-0
at Rice	01/02/21	69-84	L	DNP	7-3-7	15-4-1	11-6-0	0-2-2	DNP	0-0-0
NORTH TEXAS	01/08/21	70-77	L	DNP	2-7-4	14-4-3	10-8-1	DNP	DNP	3-2-1
NORTH TEXAS	01/09/21	77-69	w	DNP	6-2-1	14-4-2	16-6-1	DNP	DNP	3-4-0
at Louisiana Tech	01/15/21	66-77	L	DNP	2-6-1	18-9-4	2-2-0	DNP	DNP	2-1-3
at Louisiana Tech	01/16/21	66-82	L	DNP	5-3-4	22-7-2	7-5-0	DNP	DNP	0-2-2
SOUTHERN MISS.	01/22/21	70-64	w	DNP	8-3-0	18-8-2	11-11-1	0-2-0	DNP	DNP
SOUTHERN MISS.	01/23/21	78-72	w	DNP	2-4-2	12-5-4	13-8-0	0-1-1	DNP	0-1-0
UTEP	01/28/21	86-79	w	DNP	DNP	19-8-9	8-4-0	0-2-1	DNP	DNP
at UTEP	01/30/21	51-69	L	DNP	4-3-0	15-4-0	11-5-0	1-0-0	DNP	DNP
at FIU	02/05/21	87-80	w	DNP	9-8-1	33-7-0	2-1-0	8-2-1	DNP	DNP
at FIU	02/06/21	90-47	w	0-0-0	16-1-0	16-4-5	8-2-0	4-1-1	0-0-0	DNP
FLA. ATLANTIC	02/12/21	84-80	w	DNP	6-1-0	6-2-6	26-12-0	DNP	DNP	DNP
FLA. ATLANTIC	02/13/21	86-75	w	DNP	15-5-1	14-4-5	9-7-0	DNP	DNP	DNP
UAB	02/26/21	57-64	L	DNP	3-5-2	21-13-2	13-6-0	DNP	DNP	DNP
UAB	02/27/21	96-79	w	0-0-0	10-1-3	22-7-7	8-8-1	0-2-0	0-0-0	DNP
S'WESTERN ADVENTIST	03/04/21	123-43	w	6-3-0	0-3-4	23-6-1	8-1-0	12-7-1	7-1-0	DNP
vs Charlotte	03/10/21	72-62	w	DNP	2-5-1	20-6-3	16-10-3	0-0-0	DNP	DNP
vs Western Ky.	03/11/21	67-80	L	DNP	1-4-0	30-6-3	8-5-0	2-0-0	DNP	DNP

Team Records

MOST POINTS

Game — 136 vs. East Central (11/22/08)
Half — 78 vs. Texas St. (11/24/90)
Season — 2,740 in 35 games (2017-18)

FEWEST POINTS

Game — 37 vs. UTEP (12/3/81); vs. Texas (11/12/07); vs. Sam Houston State (3/5/08); vs. Seattle U (3/2/13)
Half — 11 (1st) vs. Seattle U (3/2/13)
Season — 1,656 in 29 games (2006-07)

HIGHEST VICTORY MARGIN

80 (143-43) vs. Southwestern Adventis (3/4/21)

HIGHEST LOSS MARGIN

66 (50-116) at Texas (12/8/15)

HIGHEST SCORING AVERAGE

Season — 90.7 in 29 games (1990-91)

LOWEST SCORING AVERAGE

Season — 57.1 in 29 games (2006-07)

MOST FIELD GOALS MADE

Game — 55 vs. Texas State (11/24/90)
Season — 972 (2017-18)

FEWEST FIELD GOALS MADE

Game — 12 vs. Texas (11/12/07); vs. Sam Houston St. (3/5/08); vs. Seattle U (3/2/13); vs. Southern Miss (2/20/14)
Season — 587 (2002-03)

MOST FIELD GOALS ATTEMPTED

Game — 97 vs. East Central (11/22/08)
Season — 2,224 (2017-18)



Ronnie Ellison helped the 1990-91 Roadrunners score a school-record 90.7 points per game.

FEWEST FIELD GOALS ATTEMPTED

Game — 35 vs. SFA (3/3/07)
Season — 1,446 (2002-03)

HIGHEST FIELD GOAL PERCENTAGE

Game — 68.5% (37-54) vs. Texas-Pan American (12/18/97)
Season — 52.4% (845-1,612); 1984-85

LOWEST FIELD GOAL PERCENTAGE

Game — 22.6% (12-53) vs. Seattle U (3/2/13)
Season — 39.3% (769-1,959); 2016-17

MOST FREE THROWS MADE

Game — 38 vs. Northwestern State (2/15/01); vs. UT Arlington (1/24/02)
Season — 577 (2013-14)

FEWEST FREE THROWS MADE

Game — 1 vs. Louisiana Tech (2/20/82); vs. Houston (12/5/85); vs. Lamar (1/31/09)
Season — 293 (1981-82)

MOST FREE THROWS ATTEMPTED

Game — 52 vs. McNeese State (1/10/02)
Season — 887 (2001-02)

FEWEST FREE THROWS ATTEMPTED

Game — 4 vs. Louisiana Tech (2/20/82); vs. Tulane (1/2/82); vs. Houston (12/5/85); vs. Lamar (1/31/09)
Season — 440 (1981-82)

HIGHEST FREE THROW PERCENTAGE

Game — 100.0% (19-19) vs. Georgia Southern (3/12/88); (22-22) at San Jose State (11/30/11); (10-10) at Texas State (12/2/15); 100% (19-19) vs. Old Dominion (3/4/17)
Season — 76.8% (454-591); 1984-85

LOWEST FREE THROW PERCENTAGE

Game — 25.0% (1-4) vs. Lamar (1/31/09)
Season — 58.9% (353-599); 2006-07

MOST 3-POINT FGS MADE

Game — 18 vs. Louisiana Tech (1/9/20)
Season — 353 (2017-18)

MOST 3-POINT FGS ATTEMPTED

Game — 44 at Southern Miss (1/6/18)
Season — 979 (2017-18)

MOST REBOUNDS

Game — 67 vs. Ottawa (11/30/17), vs. Marshall (2/13/20)
Season — 1,394 (2017-18)

FEWEST REBOUNDS

Game — 16 vs. Tulane (1/2/82); vs. Bakersfield (12/18/13)
Season — 848 (1981-82)

HIGHEST REBOUND AVERAGE

44.3 (1,240 in 28 games); 1999-00

LOWEST REBOUND AVERAGE

28.4 (853 in 30 games); 2007-08

MOST ASSISTS

Game — 37 vs. Schreiner (12/1/93)
Season — 521 (1984-85)

FEWEST ASSISTS

Game — 2 vs. Washington St. (11/17/06)
Season — 243 (1999-2000)

MOST STEALS

Game — 27 vs. Samford (1/19/91)
Season — 430 (1990-91)

FEWEST STEALS

Game — 0, 4 times
Season — 138 (2002-03)

MOST BLOCKED SHOTS

Game — 11 vs. Texas-Pan American (1/24/85)
Season — 123 (1998-99)

FEWEST BLOCKED SHOTS

Game — 0; 71 times
Season — 43 (2007-08, 2012-13)

MOST TURNOVERS

Game — 35 vs. Texas (12/5/95)
Season — 564 (2003-04)

FEWEST TURNOVERS

Game — 4 at Utah State (3/9/13)
Season — 370 (2014-15)

MOST FOULS

Game — 37 vs. Baylor (1/2/85)
Season — 705 (2017-18)

FEWEST FOULS

Game — 6 vs. Cameron (11/27/11); vs. Old Dominion (2/12/15)
Season — 499 (2009-10)

MOST DISQUALIFICATIONS

Season — 32 (1981-82)

FEWEST DISQUALIFICATIONS

Season — 5 (2014-15)

Individual Records

MOST POINTS

Game — 52 by Roderic Hall vs. Maine (12/6/97)
Half — 31 (1st) by Derrick Gervin vs. Baylor (1/2/85)
Season — 856 by Jhivvan Jackson (2019-20)
Career — 2,551 by Jhivvan Jackson (2017-21)

HIGHEST SCORING AVERAGE

Season — 26.8 by Jhivvan Jackson (2019-20)
Career — 22.2 by Jhivvan Jackson (2017-21)

MOST FIELD GOALS MADE

Game — 22 by Derrick Gervin vs. Baylor (1/2/85)
Season — 290 by Jhivvan Jackson (2019-20)
Career — 868 by Jhivvan Jackson (2017-21)

MOST FIELD GOALS ATTEMPTED

Game — 33 by Jhivvan Jackson at ODU (2/6/20)
Season — 693 by Jhivvan Jackson (2019-20)
Career — 2,061 by Jhivvan Jackson (2017-21)

HIGHEST FIELD GOAL PERCENTAGE

Game — 92.0% (12-13) by Leon Watson vs. Texas College (11/22/98)
(minimum 10 attempts)
Season — 64.0% (80-112) by McEverett Powers (1999-2000)
Career — 56.0% (237-422) by Rick Doyle (1982-84)

MOST FREE THROWS MADE

Game — 20 by McEverett Powers vs. UT Arlington (1/24/02)
Season — 232 by Devin Gibson (2010-11)
Career — 643 by Devin Gibson (2007-11)

MOST FREE THROWS ATTEMPTED

Game — 26 by McEverett Powers vs. UT Arlington (1/24/02)
Season — 336 by McEverett Powers (2001-02)
Career — 844 by Devin Gibson (2007-11)

HIGHEST FREE THROW PERCENTAGE

Game — 100% (15-15) by Keaton Wallace vs. Texas A&M-Corpus Christi (12/3/20); (14-14) by Afis Olajuwon vs. Sam Houston State (1/9/93); (12-12) by Jhivvan Jackson vs. Illinois State (12/21/19); (10-10) by Steve Meyer vs. UTPA (12/9/97); (10-10) by Travis Gabbidon vs. Colgate (1/2/09); (10-10) by Omar Johnson vs. Central Arkansas (2/11/09); (11-11) by Devin Gibson vs. Samford (12/20/10); (13-13) by Keon Lewis vs. Texas A&M-Corpus Christi (11/23/13); (12-12) by Keon Lewis vs. UTPA (12/7/13); (10-10) by Jeff Beverly vs. Texas State (11/25/16)
(minimum 10 attempts)
Season — 95.0% (35-37) by John Stiver (1982-83)
Career — 83.1% (300-361) by Keon Lewis (2013-15)

MOST CONSECUTIVE FREE THROWS MADE

42 by Eric Cooper (1987-88 to 1988-89 seasons)

MOST REBOUNDS

Game — 25 by Lennell Moore vs. Centenary (1/5/87)
Season — 287 by Bruce Wheatley (1989-90)
Career — 911 by Byron Frohnen (2016-20)

HIGHEST REBOUND AVERAGE

Season — 9.9 (29 games) by Bruce Wheatley (1989-90)
Career — 8.5 (80 games) by Derrick Gervin (1982-85)

3-POINT FGS MADE

Game — 10 by J.R. Harris at UAB (1/7/16)
Season — 121 by Jhivvan Jackson (2019-20), Keaton Wallace (2018-19)
Career — 367 by Jhivvan Jackson (2017-20)



Derrick Gervin, pictured at right with his older brother, NBA Hall of Famer George "Iceman" Gervin, owns UTSA career records for assists.

3-POINT FGS ATTEMPTED

Game — 18 by Jhivvan Jackson vs. Marshall (3/7/20); at ODU (2/6/20)
Season — 342 by Jhivvan Jackson (2019-20)
Career — 1,023 by Jhivvan Jackson (2017-21)

ASSISTS

Game — 14 by Issy Washington vs. Jarvis Christian (11/29/86)
Season — 186 by Ronnie Ellison (1991-92)
Career — 549 by Devin Gibson (2007-11)

STEALS

Game — 8 by Tajul Olajuwon vs. Samford (1/19/91); 8 by Kurt Attaway vs. Southeastern Louisiana (3/5/04)
Season — 97 by Ronnie Ellison (1990-91)
Career — 323 by Devin Gibson (2007-11)

BLOCKED SHOTS

Game — 6 by Tom Oswald vs. UL-Monroe (1/20/96)
Season — 65 by Leon Watson (1997-98)
Career — 192 by Leon Watson (1996-2000)

TURNOVERS

Game — 12 by Andrew Francis vs. Northwestern State (1/13/07); Devin Gibson vs. Arkansas (12/12/07)
Season — 113 by Devin Gibson (2010-11)
Career — 355 by Devin Gibson (2007-11)

FOULS

Season — 111 by Giovanni De Nicolao (2016-17)
Career — 321 by Devin Gibson (2007-11)

MOST TIMES FOULED OUT

Season — 10 by Rick Doyle (1982-83); Dennis Mumford (1981-82)
Career — 18 by Dion Pettus (1985-89)

MOST GAMES PLAYED

132 by Byron Frohnen (2016-20)

MOST GAMES STARTED

132 by Byron Frohnen (2016-20)

Career Top 10 Lists

POINTS

1. ___ Jhivvan Jackson _____	2,551	_____	2018-21
2. ___ Keaton Wallace _____	2,080	_____	2018-21
3. ___ Devin Brown _____	1,922	_____	1998-02
4. ___ Derrick Gervin _____	1,691	_____	1982-85
5. ___ Devin Gibson _____	1,681	_____	2007-11
6. ___ Jeromie Hill _____	1,674	_____	2010-15
7. ___ Keith Horne _____	1,459	_____	1988-92
8. ___ McEverett Powers _____	1,307	_____	1997-01
9. ___ Ronnie Ellison _____	1,284	_____	1989-92
10. _ Leon Watson _____	1,221	_____	1996-00

SCORING AVERAGE

(minimum 50 games played)

1. ___ Jhivvan Jackson _____	22.2	_____	2018-21
2. ___ Derrick Gervin _____	21.1	_____	1982-85
3. ___ Marlon Anderson _____	20.5	_____	1994-96
4. ___ LeRoy Hurd _____	18.7	_____	2002-04
5. ___ Devin Brown _____	18.3	_____	1998-02
6. ___ Frank Hampton _____	18.1	_____	1986-88
7. ___ Keaton Wallace _____	16.6	_____	2018-21
8. ___ Eric Cooper _____	16.4	_____	1987-89
9. ___ Ronnie Ellison _____	15.8	_____	1989-92
___ Roderic Hall _____	15.8	_____	1996-98

REBOUNDS

1. ___ Byron Frohnen _____	912	_____	2016-20
2. ___ Jeromie Hill _____	842	_____	2010-15
3. ___ Leon Watson _____	794	_____	1996-00
4. ___ McEverett Powers _____	760	_____	1998-02
5. ___ Devin Brown _____	751	_____	1998-02
6. ___ Derrick Gervin _____	684	_____	1982-85
7. ___ Bruce Wheatley _____	668	_____	1987-90
8. ___ Nick Allen _____	563	_____	2016-19
9. ___ Keaton Wallace _____	557	_____	2018-21
10. _ Devin Gibson _____	530	_____	2007-11

REBOUNDS PER GAME

1. ___ Derrick Gervin _____	8.5	_____	1982-85
2. ___ Bruce Wheatley _____	8.0	_____	1987-90
___ LeRoy Hurd _____	8.0	_____	2002-04
4. ___ Frank Hampton _____	7.7	_____	1986-88
5. ___ Leon Watson _____	7.4	_____	1996-00
6. ___ Devin Brown _____	7.2	_____	1998-02
7. ___ Rodney Smith _____	7.0	_____	1992-94
8. ___ Byron Frohnen _____	6.9	_____	2017-20
___ Jeromie Hill _____	6.9	_____	2010-15
10. _ McEverett Powers _____	6.6	_____	1998-02

FIELD GOALS

1. ___ Jhivvan Jackson _____	868	_____	2018-21
2. ___ Keaton Wallace _____	715	_____	2018-21
3. ___ Derrick Gervin _____	651	_____	1982-85
4. ___ Devin Brown _____	637	_____	1998-02
___ Jeromie Hill _____	637	_____	2010-15
6. ___ Keith Horne _____	505	_____	1988-92
7. ___ Leon Watson _____	494	_____	1996-00
8. ___ Ike Thornton _____	480	_____	1981-85
9. ___ Devin Gibson _____	474	_____	2007-11
10. _ Frank Hampton _____	450	_____	1986-88

FIELD GOAL PERCENTAGE

(minimum 200 made)

1. ___ Rick Doyle _____	56.2%	(237-422)	_____	1982-84
2. ___ Frank Hampton _____	56.0%	(450-803)	_____	1986-88
3. ___ Bruce Wheatley _____	55.7%	(306-549)	_____	1987-90
4. ___ Leon Watson _____	55.3%	(494-894)	_____	1996-00
5. ___ Tim Faulkner _____	55.2%	(318-576)	_____	1985-90
6. ___ McEverett Powers _____	53.1%	(424-798)	_____	1998-02
7. ___ Cody Johnson _____	52.8%	(230-436)	_____	1994-96
8. ___ Taju Olajuwon _____	49.8%	(253-508)	_____	1989-92
9. ___ Byron Frohnen _____	49.7%	(357-719)	_____	2017-20
10. _ LeRoy Hurd _____	48.6%	(342-703)	_____	2002-04

3-POINT FIELD GOALS

1. ___ Jhivvan Jackson _____	367	_____	2018-21
2. ___ Keaton Wallace _____	346	_____	2018-21
3. ___ Keith Horne _____	198	_____	1988-92
4. ___ Melvin Johnson III _____	194	_____	2009-12
5. ___ Marlon Anderson _____	192	_____	1994-96
6. ___ Devin Brown _____	176	_____	1998-02
7. ___ Jeromie Hill _____	165	_____	2010-15
8. ___ Jordan Sims _____	157	_____	2010-14
9. ___ Ronnie Ellison _____	152	_____	1989-92
10. _ Ryan Bowie _____	143	_____	2014-16
___ Lloyd Williams _____	143	_____	1996-00

3-POINT FIELD GOAL PERCENTAGE

(minimum 100 made)

1. ___ Marlon Anderson _____	41.5%	(192-463)	_____	1994-96
2. ___ Melvin Johnson III _____	40.3%	(194-481)	_____	2009-12
3. ___ Justin Harbert _____	39.9%	(120-301)	_____	2003-05
4. ___ Ryan Bowie _____	38.5%	(143-371)	_____	2014-16
5. ___ Keith Horne _____	38.4%	(198-518)	_____	1988-92
6. ___ Rapheal Posey _____	37.7%	(109-289)	_____	2003-05
___ Joey Shank _____	37.7%	(139-369)	_____	2007-09
8. ___ Jeromie Hill _____	36.9%	(165-447)	_____	2010-15
9. ___ Morris Smith IV _____	36.8%	(124-337)	_____	2008-10
10. _ Jhivvan Jackson _____	35.9%	(367-1,023)	_____	2018-21

Career Top 10 Lists

FREE THROWS

1. ___ Devin Gibson _____	643	_____	2007-11
2. ___ Devin Brown _____	478	_____	1998-02
3. ___ McEverett Powers _____	459	_____	1998-02
4. ___ Jhivvan Jackson _____	448	_____	2018-21
5. ___ Derrick Gervin _____	389	_____	1982-85
6. ___ Ronnie Ellison _____	308	_____	1989-92
7. ___ Keaton Wallace _____	304	_____	2018-21
8. ___ Keon Lewis _____	300	_____	2013-15
9. ___ LeRoy Hurd _____	272	_____	2002-04
10. _ Steve Meyer _____	248	_____	1996-99

FREE THROW PERCENTAGE (minimum 200 made)

1. ___ Keon Lewis _____	83.1%	(300-361)	_____	2013-15
2. ___ Jhivvan Jackson _____	81.8%	(448-548)	_____	2018-21
3. ___ Keaton Wallace _____	80.6%	(304-377)	_____	2018-21
4. ___ Derrick Gervin _____	78.0%	(389-499)	_____	1982-85
5. ___ LeRoy Hurd _____	77.3%	(272-352)	_____	2002-04
6. ___ Ronnie Ellison _____	77.2%	(308-399)	_____	1989-92
7. ___ Keith Horne _____	76.9%	(243-316)	_____	1988-92
8. ___ Devin Gibson _____	76.2%	(643-844)	_____	2007-11
9. ___ Steve Meyer _____	74.9%	(248-331)	_____	1996-99
10. _ Devin Brown _____	73.3%	(478-652)	_____	1998-02

GAMES PLAYED

1. ___ Byron Frohnen _____	132	_____	2017-20
2. ___ Nick Allen _____	129	_____	2016-19
3. ___ Keaton Wallace _____	125	_____	2018-21
4. ___ Jeromie Hill _____	122	_____	2010-15
5. ___ Austin Karrer _____	121	_____	2015-18
6. ___ Devin Gibson _____	119	_____	2007-11
7. ___ Jordan Sims _____	118	_____	2010-14
8. ___ McEverett Powers _____	115	_____	1998-02
___ Jhivvan Jackson _____	115	_____	2018-21
10. _ Dion Pettus _____	114	_____	1985-89

GAMES STARTED

1. ___ Byron Frohnen _____	132	_____	2017-20
2. ___ Jeromie Hill _____	122	_____	2010-15
3. ___ Devin Gibson _____	111	_____	2007-11
4. ___ Keaton Wallace _____	109	_____	2018-21
5. ___ Giovanni De Nicolao _____	100	_____	2016-19
___ Byron Frohnen _____	100	_____	2016-19
___ Leon Watson _____	100	_____	1996-00
8. ___ Nick Allen _____	97	_____	2015-18
9. ___ Lloyd Williams _____	94	_____	1996-00
10. _ Kurt Attaway _____	93	_____	2003-07

ASSISTS

1. ___ Devin Gibson _____	549	_____	2007-11
2. ___ Lloyd Williams _____	536	_____	1996-00
3. ___ Thaddeus Wordlaw _____	388	_____	1992-96
4. ___ Ronnie Ellison _____	380	_____	1989-92
5. ___ Kurt Attaway _____	371	_____	2003-07
6. ___ Keaton Wallace _____	355	_____	2018-21
7. ___ Giovanni De Nicolao _____	348	_____	2016-19
8. ___ David President _____	339	_____	2001-05
9. ___ Jon Havens _____	294	_____	1999-03
10. _ Devin Brown _____	283	_____	1998-02

STEALS

1. ___ Devin Gibson _____	323	_____	2007-11
2. ___ Lloyd Williams _____	237	_____	1996-00
3. ___ Devin Brown _____	184	_____	1998-02
4. ___ Ronnie Ellison _____	183	_____	1989-92
5. ___ Keon Lewis _____	163	_____	2013-15
6. ___ Kurt Attaway _____	162	_____	2003-07
7. ___ Keith Horne _____	160	_____	1988-92
___ Jeromie Hill _____	160	_____	2010-15
9. ___ David President _____	155	_____	2001-05
10. _ Giovanni De Nicolao _____	153	_____	2016-19

BLOCKS

1. ___ Leon Watson _____	192	_____	1996-00
2. ___ Tim Faulkner _____	112	_____	1985-90
3. ___ McEverett Powers _____	105	_____	1998-02
4. ___ Anthony Fuqua _____	93	_____	2003-05
5. ___ Tom Oswald _____	85	_____	1992-96
6. ___ Jeromie Hill _____	69	_____	2010-15
7. ___ Taju Olajuwon _____	66	_____	1989-92
8. ___ Derrick Gervin _____	65	_____	1982-85
9. ___ Rick Doyle _____	60	_____	1982-94
___ Grant Martin _____	60	_____	1987-88



Devin Gibson established career records for free throws (643), assists (549) and steals (323).

Single-Season Top 10 Lists

POINTS

1. ___ Jhivvan Jackson _____	856	_____	2019-20
2. ___ Derrick Gervin _____	718	_____	1984-85
3. ___ Keaton Wallace _____	663	_____	2018-19
4. ___ Jhivvan Jackson _____	646	_____	2018-19
5. ___ Leroy Hurd _____	639	_____	2003-04
6. ___ Derrick Gervin _____	626	_____	1983-84
7. ___ Keaton Wallace _____	600	_____	2019-20
8. ___ Ronnie Ellison _____	597	_____	1990-91
9. ___ Marlon Anderson _____	581	_____	1994-95
10. ___ Devin Gibson _____	577	_____	2010-11

SCORING AVERAGE

1. ___ Jhivvan Jackson _____	26.8	_____	2019-20
2. ___ Derrick Gervin _____	25.6	_____	1984-85
3. ___ Derrick Gervin _____	23.2	_____	1983-84
4. ___ Jhivvan Jackson _____	22.9	_____	2018-19
5. ___ Marlon Anderson _____	20.8	_____	1994-95
6. ___ Ronnie Ellison _____	20.6	_____	1990-91
7. ___ Marlon Anderson _____	20.3	_____	1995-96
8. ___ Keaton Wallace _____	20.2	_____	2018-19
9. ___ Keith Horne _____	20.0	_____	1990-91
10. ___ Devin Brown _____	19.9	_____	2000-01
_____ Jhivvan Jackson _____	19.9	_____	2020-21

FIELD GOALS

1. ___ Jhivvan Jackson _____	290	_____	2019-20
2. ___ Derrick Gervin _____	272	_____	1984-45
3. ___ Derrick Gervin _____	239	_____	1983-84
4. ___ Frank Hampton _____	234	_____	1987-88
5. ___ Jhivvan Jackson _____	222	_____	2018-19
6. ___ Frank Hampton _____	216	_____	1986-87
7. ___ Keaton Wallace _____	215	_____	2018-19
8. ___ Leroy Hurd _____	211	_____	2003-04
9. ___ Keaton Wallace _____	204	_____	2019-20
10. ___ Ronnie Ellison _____	196	_____	1990-91

FIELD GOAL PERCENTAGE (Minimum 50 attempts)

1. ___ McEverett Powers _____	64.0% (80-125)	_____	1998-99
2. ___ Roderick Rogers _____	62.5% (70-112)	_____	2005-06
3. ___ Edrico McGregor _____	62.2% (51-82)	_____	2012-13
4. ___ Edrico McGregor _____	61.8% (94-152)	_____	2013-14
5. ___ Leon Watson _____	61.6% (151-245)	_____	1997-98
6. ___ Willie Robinson _____	61.5% (40-65)	_____	1997-98
7. ___ Shawn Jamison _____	60.7% (116-191)	_____	1991-92
8. ___ Josh Bonney _____	60.3% (73-121)	_____	2008-09
9. ___ Larry Wilkins _____	60.2% (53-88)	_____	2010-11
10. ___ Keith Spencer _____	59.6% (106-178)	_____	2006-07



Derrick Gervin averaged 25.6 points per game in 1984-85, ranking second-best in program history.

3-POINT FIELD GOALS

1. ___ Keaton Wallace _____	121	_____	2018-19
_____ Jhivvan Jackson _____	121	_____	2019-20
3. ___ Jhivvan Jackson _____	104	_____	2018-19
4. ___ Marlon Anderson _____	96	_____	1994-95
_____ Marlon Anderson _____	96	_____	1995-96
_____ Deon Lyle _____	96	_____	2017-18
7. ___ Keaton Wallace _____	92	_____	2019-20
8. ___ Ryan Bowie _____	81	_____	2015-16
9. ___ Keith Horne _____	80	_____	1990-91
_____ Melvin Johnson III _____	80	_____	2010-11

3-POINT FIELD GOAL PERCENTAGE (Minimum 50 attempts)

1. ___ Ike Akotaobi _____	46.2% (42-91)	_____	2002-03
2. ___ Darryl Eaton _____	45.6% (78-171)	_____	1989-90
3. ___ James Joseph _____	45.% (46-102)	_____	2001-02
4. ___ Eric Cooper _____	45.8% (66-144)	_____	1987-88
5. ___ Eric Cooper _____	44.7% (77-172)	_____	1988-89
6. ___ Stephen Franklin _____	44.6% (29-65)	_____	2011-12
7. ___ Darren Webber _____	44.2% (38-86)	_____	1996-97
8. ___ Melvin Johnson III _____	43.3% (69-159)	_____	2011-12
9. ___ Justin Harbert _____	42.9% (57-133)	_____	2004-05
_____ Nick Allen _____	42.9% (33-77)	_____	2017-18

Single-Season Top 10 Lists

FREE THROWS

1. ___ Devin Gibson _____	232	_____	2010-11
2. ___ McEverett Powers _____	218	_____	2001-02
3. ___ Derrick Gervin _____	174	_____	1984-85
4. ___ LeRoy Hurd _____	174	_____	2003-04
5. ___ Devin Gibson _____	162	_____	2007-08
6. ___ Keon Lewis _____	159	_____	2014-15
7. ___ Derrick Gervin _____	148	_____	1983-84
8. ___ Ronnie Ellison _____	145	_____	1990-91
9. ___ Devin Brown _____	144	_____	2001-02
10. ___ Keon Lewis _____	141	_____	2013-14

FREE THROW PERCENTAGE

(Minimum 35 attempts)

1. ___ Jon Stivers _____	95.0% (35-37)	_____	1982-83
2. ___ Jon Johnson _____	89.1% (41-46)	_____	1991-92
3. ___ Darryl Eaton _____	88.7% (47-53)	_____	1989-90
4. ___ Tim Glover _____	88.6% (39-44)	_____	1992-93
5. ___ Vince Cunningham _____	87.8% (94-107)	_____	1983-84
6. ___ Melvin Johnson III _____	86.5% (45-52)	_____	2009-10
7. ___ Melvin Johnson III _____	85.9% (85-99)	_____	2010-11
8. ___ Keaton Wallace _____	85.6% (95-111)	_____	2018-19
9. ___ Marlon Anderson _____	84.9% (101-119)	_____	1994-95
10. ___ Jhivvan Jackson _____	84.6% (115-136)	_____	2018-19

REBOUNDS

1. ___ Bruce Wheatley _____	287	_____	1989-90
2. ___ Clarence McGee _____	272	_____	1987-88
3. ___ Derrick Gervin _____	268	_____	1984-85
4. ___ LeRoy Hurd _____	264	_____	2003-04
5. ___ Leon Watson _____	263	_____	1997-98
6. ___ Byron Frohnen _____	253	_____	2017-18
7. ___ Jeromie Hill _____	244	_____	2014-15
8. ___ Derrick Gervin _____	239	_____	1983-84
9. ___ Rodney Smith _____	237	_____	1993-94
___ Leon Watson _____	237	_____	1999-00

REBOUNDS PER GAME

1. ___ Bruce Wheatley _____	9.9	_____	1989-90
2. ___ Leon Watson _____	9.7	_____	1997-98
3. ___ Derrick Gervin _____	9.6	_____	1984-85
4. ___ Derrick Gervin _____	8.8	_____	1983-84
___ Rodney Smith _____	8.8	_____	1993-94
6. ___ Clarence McGee _____	8.7	_____	1987-88
7. ___ Jeromie Hill _____	8.1	_____	2014-15
___ Bruce Wheatley _____	8.1	_____	1988-89
___ Lennell Moore _____	8.1	_____	1986-87
10. ___ Frank Hampton _____	7.9	_____	1986-87

ASSISTS

1. ___ Ronnie Ellison _____	186	_____	1991-92
2. ___ Devin Gibson _____	183	_____	2010-11
3. ___ Lloyd Williams _____	159	_____	1999-00
4. ___ Devin Gibson _____	142	_____	2007-08
5. ___ Todd Barnes _____	140	_____	1987-88
6. ___ Devin Gibson _____	134	_____	2009-10
8. ___ Lloyd Williams _____	131	_____	1998-99
9. ___ Omar Johnson _____	130	_____	2008-09
9. ___ Lloyd Williams _____	129	_____	1996-97
10. ___ Thaddeus Wordlaw _____	128	_____	1995-96

STEALS

1. ___ Ronnie Ellison _____	97	_____	1990-91
2. ___ Devin Gibson _____	93	_____	2007-08
3. ___ Devin Gibson _____	91	_____	2010-11
4. ___ Devin Gibson _____	82	_____	2008-09
5. ___ Preston Ivory _____	73	_____	1990-91
6. ___ Lloyd Williams _____	68	_____	1999-00
7. ___ Ronnie Ellison _____	63	_____	1991-92
8. ___ Kurt Attaway _____	60	_____	2006-07
9. ___ Omar Johnson _____	58	_____	2008-09
___ Lloyd Williams _____	58	_____	1998-99

BLOCKS

1. ___ Leon Watson _____	65	_____	1997-98
2. ___ Leon Watson _____	54	_____	1998-99
3. ___ Tim Faulkner _____	51	_____	1989-90
___ Anthony Fuqua _____	51	_____	2004-05
5. ___ Anthony Fuqua _____	42	_____	2003-04
6. ___ Leon Watson _____	41	_____	1999-00
7. ___ Grant Martin _____	39	_____	1988-89
8. ___ Tom Oswald _____	38	_____	1995-96
9. ___ Tyrone Harbin _____	36	_____	1985-86
___ Alex Vouyoukas _____	36	_____	2011-12



Bruce Wheatley holds single-season records for rebounds (287) and rebounds per game (9.9), both set in 1989-90.

1,000-Point Club



JHIVVAN JACKSON
2,551 Points

Year	Points	Avg.
2017-18	534	18.4
2018-19	663	22.9
2019-20	856	26.8
2020-21	498	19.9
TOTAL	2,551	22.2




KEATON WALLACE
2,080 Points

Year	Points	Avg.
2017-18	398	11.4
2018-19	646	20.2
2019-20	600	18.8
2020-21	436	16.8
TOTAL	2,080	16.6



DEVIN BROWN
1,922 Points

Year	Points	Avg.
1998-99	483	16.7
1999-00	370	18.5
2000-01	556	19.9
2001-02	513	18.3
TOTAL	1,922	18.3




DERRICK GERVIN
1,691 Points

Year	Points	Avg.
1982-83	347	13.9
1983-84	626	23.2
1984-85	718	25.6
TOTAL	1,691	21.1




DEVIN GIBSON
1,681 Points

Year	Points	Avg.
2007-08	396	14.1
2008-09	333	12.3
2009-10	375	12.5
2010-11	577	17.0
TOTAL	1,681	14.1



JEROMIE HILL
1,674 Points

Year	Points	Avg.
2010-11	455	13.4
2011-12	400	12.5
2012-13	340	13.1
2014-15	479	16.0
TOTAL	1,674	13.7




KEITH HORNE
1,459 Points

Year	Points	Avg.
1988-89	120	5.7
1989-90	346	11.9
1990-91	541	20.0
1991-92	452	16.1
TOTAL	1,459	13.9



MC EVERETT POWERS
1,307 Points

Year	Points	Avg.
1998-99	221	7.6
1999-00	251	9.0
2000-01	291	10.0
2001-02	544	18.8
TOTAL	1,307	11.4



RONNIE ELLISON
1,284 Points

Year	Points	Avg.
1989-90	241	10.5
1990-91	541	20.6
1991-92	446	15.4
TOTAL	1,284	15.2




LEON WATSON
1,221 Points

Year	Points	Avg.
1996-97	194	8.1
1997-98	380	14.1
1998-99	353	12.2
1999-00	294	10.5
TOTAL	1,221	11.3



MARLON ANDERSON
1,150 Points

Year	Points	Avg.
1994-95	581	20.8
1995-96	569	20.3
TOTAL	1,150	20.5



CALVIN HAYNES
1,143 Points

Year	Points	Avg.
1983-84	69	3.0
1984-85	157	5.6
1985-86	444	15.3
1986-87	473	16.9
TOTAL	1,143	10.6




MELVIN JOHNSON III
1,113 Points

Year	Points	Avg.
2009-10	216	7.7
2010-11	507	14.9
2011-12	390	13.0
TOTAL	1,113	12.1



FRANK HAMPTON
1,067 Points

Year	Points	Avg.
1986-87	506	18.1
1987-88	561	18.0
TOTAL	1,067	18.1



IKE THORNTON
1,064 Points

Year	Points	Avg.
1981-82	209	7.7
1982-83	209	8.4
1983-84	261	9.3
1984-85	385	13.7
TOTAL	1,064	9.8



LEROY HURD
1,027 Points

Year	Points	Avg.
2002-03	388	17.6
2003-04	639	19.4
TOTAL	1,027	18.7



STEVE MEYER
1,001 Points

Year	Points	Avg.
1996-97	195	12.2
1997-98	430	15.9
1998-99	376	15.7
TOTAL	1,001	15.2

Top 50 Scorers

RK	PLAYER	POINTS	GAMES	YEARS	RK	PLAYER	POINTS	GAMES	YEARS
1	Jhivvan Jackson	2,551	115	2017-21	30	Rodney Smith	809	56	1992-94
2	Keaton Wallace	2,080	125	2017-21	31	Darryl Eaton	805	55	1989-91
3	Devin Brown	1,922	105	1998-02	32	Keon Lewis	801	57	2013-15
4	Derrick Gervin	1,691	80	1982-85	33	Andre Owens	793	56	2004-06
5	Devin Gibson	1,681	119	2007-11	34	Michael Hale III	774	61	2012-13
6	Jeromie Hill	1,674	122	2010-15	35	Afis Olajuwon	763	76	1991-94
7	Keith Horne	1,459	105	1988-92	36	Darren Webber	756	101	1993-97
8	McEverett Powers	1,307	115	1998-02	37	Omar Johnson	729	61	2008-10
9	Ronnie Ellison	1,284	81	1989-92		Preston Ivory	729	86	1988-91
10	Leon Watson	1,221	108	1996-00	39	Rapheal Posey	713	60	2003-05
11	Marlon Anderson	1,150	56	1994-96	40	Tim Faulkner	710	101	1985-90
12	Calvin Haynes	1,143	108	1983-87	41	Taju Olajuwon	676	83	1989-92
13	Melvin Johnson III	1,113	92	2009-12	42	Ike Akotaobi	673	81	1999-03
14	Frank Hampton	1,067	59	1986-88	43	Jon Havens	670	111	1999-03
15	Ike Thornton	1,064	108	1981-85	44	Morris Smith IV	665	62	2008-10
16	LeRoy Hurd	1,027	55	2002-04	45	Kurt Attaway	661	107	2003-07
17	Steve Meyer	1,001	67	1996-99	46	Rob Wallace	655	58	1991-93
18	Kannon Burrage	984	64	2011-13	47	Justin Harbert	643	55	2003-05
19	Ryan Bowie	965	62	2014-16	48	Cody Johnson	621	56	1994-96
20	Lloyd Williams	957	110	1996-00	49	Jordan Sims	620	118	2010-14
21	Reggie Minnieweather	950	113	1998-02	50	Melvin Smith	618	59	2006-08
22	Nick Allen	899	129	2015-19					
23	Dion Pettus	883	114	1985-89					
	Eric Cooper	883	54	1987-89					
25	Byron Frohnen	863	132	2016-20					
26	Thad Wordlaw	851	104	1992-96					
27	Roderic Hall	835	53	1996-98					
28	Giovanni De Nicolao	823	100	2016-19					
29	Bruce Wheatley	815	83	1987-90					


Top Single-Game Scoring Performances

- 1 52 by Roderic Hall vs. Maine (12/6/97)
- 2 51 by Derrick Gervin vs. Baylor (1/2/85)
- 3 46 by Jhivvan Jackson at WKU (1/31/19)
- 4 45 by Jhivvan Jackson at Old Dominion (2/6/20)
- 45 by Keaton Wallace at Marshall (2/2/19)
- 6 42 by Frank Hampton vs. Hardin-Simmons (1/17/87)
- 42 by Derrick Gervin vs. West Texas A&M (1/27/84)
- 8 41 by Jhivvan Jackson vs. Illinois State (12/21/19)
- 9 40 by Frank Hampton vs. UALR (3/11/88)
- 10 39 by Devin Brown vs. TCU (12/2/00)
- 39 by Roderic Hall vs. Louisiana-Monroe (1/5/98)
- 39 by Steve Meyer vs. Stephen F. Austin (1/8/98)
- 13 38 by Marlon Anderson vs. North Texas (3/4/95)
- 14 37 by Derrick Gervin vs. McNeese State (2/13/84)
- 15 36 by J.R. Harris at UAB (1/7/16)
- 36 by Jeromie Hill vs. Marshall (1/22/15)
- 36 by Marlon Anderson vs. Northwestern State (2/17/96)
- 36 by Keith Horne vs. Georgia State (2/28/91)
- 36 by Clarence McGee vs. Mercer (3/5/88)
- 20 35 by Keaton Wallace vs. Mid-America Christian (12/8/18)
- 35 by Michael Hale III at Seattle U (1/24/13)
- 35 by Devin Brown vs. Texas State (2/19/01)
- 35 by Eric Cooper vs. Houston Baptist (3/4/88)
- 35 by Derrick Gervin vs. Texas State (2/26/85)
- 35 by Derrick Gervin vs. Hartford (3/3/85)
- 26 34 by Ronnie Ellison vs. UALR (1/17/91)
- 34 by Ronnie Ellison vs. Georgia Southern (2/21/91)
- 34 by Derrick Gervin vs. UT Arlington (1/30/84)
- 34 by LeRoy Hurd vs. Louisiana-Monroe (1/4/03)



Roderic Hall holds the single-game scoring record with 52 points against Maine in 1997.

500-Rebound Club




BYRON FROHNEN
912 Rebounds

Year	Rebounds	Avg.
2016-17	221	6.7
2017-18	253	7.2
2018-19	216	6.8
2019-20	222	6.9
TOTAL	912	6.9



JEROMIE HILL
842 Rebounds

Year	Rebounds	Avg.
2010-11	225	6.6
2011-12	204	6.4
2012-13	169	6.5
2014-15	244	8.1
TOTAL	842	6.9



LEON WATSON
794 Rebounds

Year	Rebounds	Avg.
1996-97	101	4.2
1997-98	263	9.7
1998-99	193	6.7
1999-00	237	6.5
TOTAL	794	7.4




MC EVERETT POWERS
760 Rebounds

Year	Rebounds	Avg.
1998-99	144	5.0
1999-00	190	6.8
2000-01	197	6.8
2001-02	229	7.9
TOTAL	760	6.6




DEVIN BROWN
751 Rebounds

Year	Rebounds	Avg.
1998-99	177	6.1
1999-00	129	6.4
2000-01	212	7.6
2001-02	233	8.3
TOTAL	751	7.2



DERRICK GERVIN
684 Rebounds

Year	Rebounds	Avg.
1982-83	177	7.1
1983-84	239	8.8
1984-85	268	9.6
TOTAL	684	8.6



BRUCE WHEATLEY
668 Rebounds

Year	Rebounds	Avg.
1987-88	153	5.8
1988-89	228	8.1
1989-90	287	9.9
TOTAL	668	8.1



NICK ALLEN
563 Rebounds

Year	Rebounds	Avg.
2015-16	91	2.9
2016-17	140	4.2
2017-18	178	5.1
2018-19	154	5.1



KEATON WALLACE
563 Rebounds

Year	Rebounds	Avg.
2017-18	107	3.1
2018-19	161	5.0
2019-20	143	4.5
2020-21	143	5.5
TOTAL	554	4.4



DEVIN GIBSON
530 Rebounds

Year	Rebounds	Avg.
2007-08	116	4.1
2008-09	100	3.7
2009-10	136	4.5
2010-11	178	5.2
TOTAL	530	4.5

Top 50 Rebounders

RK	PLAYER	REBOUNDS	GAMES	YEARS	RK	PLAYER	REBOUNDS	GAMES	YEARS
1	Byron Frohnen	912	132	2016-19	27	Giovanni De Nicolao	346	100	2016-19
2	Jeromie Hill	842	122	2010-15		Lennell Moore	346	54	1986-88
3	Leon Watson	794	108	1996-00	29	Lloyd Williams	343	110	1996-00
4	McEverett Powers	760	115	1998-02	30	Anthony Fuqua	339	60	2003-05
5	Devin Brown	751	105	1998-02	31	Ronnie Ellison	336	82	1989-92
6	Derrick Gervin	684	80	1982-85	32	Dion Pettus	327	114	1985-89
7	Bruce Wheatley	668	83	1987-90	33	Afis Olajuwon	316	76	1991-94
8	Keaton Wallace	554	125	2018-21		Austin Karrer	316	121	2015-18
9	Nick Allen	563	129	2018-19	35	Edrico McGregor	313	61	2012-14
10	Devin Gibson	530	85	2007-11	36	John Millsap	307	51	2003-05
11	Reggie Minnieweather	517	113	1998-02	37	Jordan Sims	302	118	2010-14
12	Jhivvan Jackson	497	115	2018-21	38	Kaj-Björn Sherman	301	57	2013-15
13	Calvin Haynes	467	108	1983-87	39	Preston Ivory	299	86	1988-91
14	Taju Olajuwon	461	83	1989-92	40	Lucas O'Brien	297	92	2013-17
15	Frank Hampton	452	59	1986-88		Phillip Jones	297	62	2013-15
16	Tim Faulkner	442	101	1985-90	42	Steve Meyer	296	67	1996-99
17	LeRoy Hurd	440	55	2002-04		Jacob Germany	297	57	2019-21
18	Darren Webber	410	101	1993-97	44	Demarco Stepter	294	57	2008-10
19	Rodney Smith	390	56	1992-94	45	Ike Thornton	291	108	1981-85
20	Ryan Bowie	386	62	2014-16	46	Stephen Franklin	289	66	2010-12
21	Keith Horne	373	105	1988-92	47	Atem Bior	288	64	2018-20
22	Tom Oswald	370	107	1992-96	48	Travis Gabbidon	287	46	2007-09
	Keith Spencer	370	57	2006-08	49	Mahcoe Parker	286	52	1999-01
24	Marlon Anderson	365	56	1994-96	50	Andre Owens	275	56	2004-06
25	David President	359	109	2001-05					
26	Cody Johnson	350	56	1994-96					

Top Single-Game Rebounding Performances

- 25 by Lennell Moore at Centenary (1/5/87)
- 20 by Clarence McGee vs. Hardin-Simmons (2/27/88)
- 19 by Clarence McGee at Hartford (11/28/87)
- 19 by Bruce Wheatley at UALR (3/7/90)
- 19 by Leon Watson vs. UTRGV (12/9/97)
- 18 by Derrick Gervin vs. Baylor (1/2/85)
- 18 by Derrick Gervin vs. Sam Houston State (2/28/85)
- 18 by Clarence McGee vs. Schreiner (12/19/87)
- 17 by Lennell Moore vs. St. Mary's* (1/26/87)
- 17 by Bruce Wheatley vs. Houston Baptist (3/4/89)
- 17 by Bruce Wheatley vs. Stetson (3/3/90)
- 17 by John Millsap vs. Sam Houston State (2/3/05)
- 17 by Kaj-Björn Sherman vs. Cameron (12/30/14)
- 16 by Derrick Gervin vs. UT Arlington (1/30/84)
- 16 by Frank Hampton at Hardin-Simmons (1/17/87)
- 16 by Phillip Chime vs. UT Arlington (12/30/94)
- 16 by Leon Watson at UW-Milwaukee (12/30/97)
- 16 by Leon Watson at Kansas State (11/29/99)
- 16 by LeRoy Hurd at Lamar (2/13/04)



Jeromie Hill is UTSA's No. 2 leading rebounder with 842 career boards.

*played at Hemisfair Arena (San Antonio)

Annual Leaders

1981-82

Points – Dennis Mumford (11.4)
Rebounds – Dennis Mumford (5.6)
Assists – Mike Pickens (2.5)

1982-83

Points – Derrick Gervin (13.9)
Rebounds – Derrick Gervin (7.1)
Assists – Jeff Christensen (2.0)

1983-84

Points – Derrick Gervin (23.2)
Rebounds – Derrick Gervin (8.8)
Assists – Vince Cunningham (3.0)

1984-85

Points – Derrick Gervin (25.6)
Rebounds – Derrick Gervin (9.6)
Assists – Robert Wallace (3.7)

1985-86

Points – Calvin Haynes (15.3)
Rebounds – Tyrone Harbin (5.6)
Assists – Chuck Johnson (2.7)

1986-87

Points – Frank Hampton (18.1)
Rebounds – Frank Hampton (7.9)
Assists – Issy Washington (5.1)

1987-88

Points – Frank Hampton (18.0)
Rebounds – Clarence McGee (8.7)
Assists – Todd Barnes (4.5)

1988-89

Points – Eric Cooper (18.6)
Rebounds – Bruce Wheatley (8.1)
Assists – Scott Smith (4.7)

1989-90

Points – Darryl Eaton (15.6)
Rebounds – Bruce Wheatley (9.9)
Assists – Ronnie Ellison (3.3)

1990-91

Points – Ronnie Ellison (20.6)
Rebounds – Tajū Olajuwon (7.3)
Assists – Ronnie Ellison (4.1)

1991-92

Points – Keith Horne (16.1)
Rebounds – Shawn Jamison (6.3)
Assists – Ronnie Ellison (6.4)

1992-93

Points – Rob Wallace (13.4)
Rebounds – Rodney Smith (5.3)
Assists – Jon Johnson (4.0)

1993-94

Points – Rodney Smith (17.7)
Rebounds – Rodney Smith (8.8)
Assists – Tim Glover (4.0)

1994-95

Points – Marlon Anderson (20.8)
Rebounds – Marlon Anderson (7.1)
Assists – Thaddeus Wordlaw (4.6)

1995-96

Points – Marlon Anderson (20.3)
Rebounds – Cody Johnson (6.0)
Assists – Thaddeus Wordlaw (4.7)

1996-97

Points – Roderic Hall (14.0)
Rebounds – Darren Webber (6.0)
Assists – Lloyd Williams (5.0)

1997-98

Points – Roderic Hall (17.4)
Rebounds – Leon Watson (9.7)
Assists – Lloyd Williams (4.3)

1998-99

Points – Devin Brown (16.7)
Rebounds – Leon Watson (6.7)
Assists – Lloyd Williams (4.5)

1999-2000

Points – Devin Brown (18.5)
Rebounds – Leon Watson (8.5)
Assists – Lloyd Williams (5.7)

2000-01

Points – Devin Brown (19.9)
Rebounds – Devin Brown (7.6)
Assists – Jon Havens (4.2)

2001-02

Points – McEverett Powers (18.8)
Rebounds – Devin Brown (8.3)
Assists – David President (3.1)

2002-03

Points – LeRoy Hurd (17.6)
Rebounds – LeRoy Hurd (8.0)
Assists – David President (3.3)

2003-04

Points – LeRoy Hurd (19.4)
Rebounds – LeRoy Hurd (8.0)
Assists – Kurt Attaway (3.2)

2004-05

Points – John Millsap (13.7)
Rebounds – John Millsap (6.9)
Assists – David President (3.6)

2005-06

Points – Andre Owens (17.7)
Rebounds – Andre Owens (6.0)
Assists – Kurt Attaway (3.5)

2006-07

Points – Melvin Smith (12.9)
Rebounds – Keith Spencer (7.1)
Assists – Kurt Attaway (4.1)

2007-08

Points – Devin Gibson (14.1)
Rebounds – Keith Spencer (5.9)
Assists – Devin Gibson (5.1)

2008-09

Points – Travis Gabbidon (12.6)
 Omar Johnson (12.6)
Rebounds – Travis Gabbidon (6.4)
Assists – Omar Johnson (4.2)

2009-10

Points – Morris Smith IV (12.6)
Rebounds – Terry Fields (6.2)
Assists – Devin Gibson (4.5)

2010-11

Points – Devin Gibson (17.0)
Rebounds – Jeromie Hill (6.6)
Assists – Devin Gibson (5.4)

2011-12

Points – Kannon Burrage (13.5)
Rebounds – Jeromie Hill (6.4)
Assists – Michael Hale III (3.2)

2012-13

Points – Kannon Burrage (17.2)
Rebounds – Jeromie Hill (6.5)
Assists – Michael Hale III (3.8)

2013-14

Points – Keon Lewis (12.6)
Rebounds – Phillip Jones (6.2)
Assists – Keon Lewis (2.6)

2014-15

Points – Jeromie Hill (16.0)
Rebounds – Jeromie Hill (8.1)
Assists – Keon Lewis (3.1)

2015-16

Points – Ryan Bowie (18.0)
Rebounds – Ryan Bowie (6.6)
Assists – Christian Wilson (4.6)

2016-17

Points – Jeff Beverly (15.8)
Rebounds – Byron Frohnen (6.7)
Assists – Giovanni De Niccolao (3.2)

2017-18

Points – Jhivvan Jackson (18.4)
Rebounds – Byron Frohnen (7.2)
Assists – Giovanni De Niccolao (3.79)

2018-19

Points – Jhivvan Jackson (22.9)
Rebounds – Byron Frohnen (6.8)
Assists – Giovanni De Niccolao (3.65)

2019-20

Points – Jhivvan Jackson (26.8)
Rebounds – Byron Frohnen (6.9)
Assists – Giovanni De Niccolao (3.1)

2020-21

Points – Jhivvan Jackson (19.9)
Rebounds – Jacob Germany (6.0)
Assists – Jhivvan Jackson (3.44)

100-Point Games

SCORE	OPPONENT	DATE		
111-66	Prairie View A&M	1/25/84	103-87	at Stetson
107-70	Eastern Washington	2/18/84	116-105	at Centenary
101-91	Baylor	1/2/85	104-99 (OT)	Northwestern State
113-67	Jarvis Christian	1/29/86	101-82	Schreiner
111-93	at UT Arlington	1/12/87	105-99	at Northwestern State
109-95	at Hardin-Simmons	1/17/87	100-74	North Texas
102-85	Centenary	2/13/88	108-117	Northwestern State
108-85	Mercer	3/5/88	105-111 (OT)	Stephen F. Austin
101-75	vs. UALR (Daytona Beach, Fla.)	3/11/88	101-108 (OT)	at Nicholls
112-74	Schreiner	11/25/88	104-107 (OT)	Louisiana-Monroe
102-45	Howard Payne	12/10/88	100-71	Sul Ross State
101-74	at Centenary	12/17/88	106-86	Southeastern La.
115-87	Georgia State	2/11/89	101-81	UTRGV
101-107	vs. Murray State (Beaumont, Texas)	12/29/89	100-75	McNeese State
116-121	Centenary	1/4/90	103-96 (OT)	at Texas State
101-71	at Georgia State	1/11/90	136-68	East Central
107-104	UALR	1/27/90	103-80	East Central
112-93	at Centenary	2/3/90	115-49	Jarvis Christian
128-70	Georgia State	2/10/90	108-114 (2OT)	at Charlotte
132-97	Texas State	11/24/90	125-64	Ottawa
105-90	at UT Arlington	12/6/90	104-74	Mid-America Christian
103-83	UT Arlington	12/12/90	101-77	Bethany [Kan.]
108-89	Nicholls	12/17/90	116-106 (OT)	at Marshall
101-78	UTRGV	12/19/90	100-67	FIU
118-97	Centenary	1/12/91	102-70	Our Lady of the Lake
106-63	Samford	1/19/91	123-43	Southwestern Adventist

All-Time Record in 100-Point Games: 45-7

Convocation Center Records

MOST POINTS

Game — 51 by Derrick Gervin vs. Baylor (1/2/85)
 Half — 31 (1st) by Derrick Gervin vs. Baylor (1/2/85)

MOST FIELD GOALS

Game — 22 by Derrick Gervin vs. Baylor (1/2/85)
 Half — 15 (1st) by Derrick Gervin vs. Baylor (1/2/85)

MOST FIELD GOALS ATTEMPTED

32 by Derrick Gervin vs. Baylor (1/2/85)

HIGHEST FIELD GOAL PERCENTAGE (minimum of 10)

83.3% (10-12) by Preston Ivory vs. Nicholls (2/17/90)

MOST FREE THROWS MADE

20 by McEverett Powers vs. UT Arlington (1/24/02)

MOST FREE THROWS ATTEMPTED

26 by McEverett Powers vs. UT Arlington (1/24/02)

HIGHEST FREE THROW PERCENTAGE (minimum of 10)

100% by several players; last (15-15) by Keaton Wallace vs. Texas A&M-Corpus Christi (12/3/19)

MOST REBOUNDS

20 by Clarence McGee vs. Hardin-Simmons (2/27/88)

MOST ASSISTS

14 by Issy Washington vs. Jarvis Christian (11/29/86)

MOST STEALS

8 by Taju Olajuwon vs. Samford (1/19/91)

MOST BLOCKED SHOTS

10 by Wojciech Myrda, Louisiana-Monroe (2/17/00)



The second highest scorer in UTSA history, Keaton Wallace made 15 of 15 free throws in a win over Texas A&M-Corpus Christi on Dec. 3, 2019.



Clarence McGee pulled down a Convocation Center record 20 rebounds against UT Arlington in 1988.

TOP 10 CROWDS

4,913	___ Texas State _____	L, 77-91	_____ 2/27/99
4,258	___ Little Rock _____	W, 74-73	_____ 1/5/89
4,040	___ Lamar _____	L, 73-86	_____ 2/29/84
3,800	___ TCU _____	L, 68-72	_____ 12/3/88
3,675	___ Sam Houston State _____	W, 91-90 (OT)	_____ 2/20/10
3,373	___ Sam Houston State _____	W, 75-72	_____ 2/5/00
3,367	___ New Orleans _____	L, 71-84	_____ 1/21/83
3,311	___ Texas State _____	W, 69-59	_____ 1/21/95
3,257	___ Stephen F. Austin _____	W, 74-70	_____ 3/12/04
3,236	___ ULM _____	W, 81-74	_____ 2/8/02

Opponent Records

TEAM

MOST POINTS

Game — 121 by Centenary (1/4/90)

Half — 68 by Northwestern State (2/20/93); Stephen F. Austin (1/18/97)

Season — 2,698 in 32 games (2015-16)

FEWEST POINTS

Game — 36 by Henderson State (11/29/06)

Half — 12 (1st) by Ouachita Baptist (11/15/98)

Season — 1,763 in 27 games (1982-83)

HIGHEST VICTORY MARGIN

66 (116-50) by Texas (12/8/15)

HIGHEST LOSS MARGIN

80 (123-43) by Southwestern Adventist (3/4/21)

HIGHEST SCORING AVERAGE

Season — 84.3 (2015-16)

LOWEST SCORING AVERAGE

Season — 65.3 (1982-83)

MOST FIELD GOALS MADE

Game — 44 by Houston (12/12/81); by Houston (12/5/85); by Syracuse (12/12/93)

Season — 927 (2015-16)

FEWEST FIELD GOALS MADE

Game — 13 by San Diego (11/26/06)

Season — 649 (2006-07)

MOST FIELD GOALS ATTEMPTED

Game — 87 by Georgia State (2/26/87)

Season — 2,111 (2017-18)

FEWEST FIELD GOALS ATTEMPTED

Game — 35 by Tulane (1/2/82); Nicholls (2/16/08); Navy (12/2/08)

Season — 1,339 (1981-82)

HIGHEST FIELD GOAL PERCENTAGE

Game — 71.4% (25-35) by Navy (12/2/08)

Season — 51.2% (686-1,339); 1981-82

LOWEST FIELD GOAL PERCENTAGE

Game — 23.8% (15-63) by Jarvis Christian (1/25/12)

Season — 40.7% (719-1766); 2000-01

MOST FREE THROWS MADE

Game — 43 by Northwestern State (2/20/93)

Season — 580 (2017-18)

FEWEST FREE THROWS MADE

Game — 0 by Georgia State (12/27/08); Texas A&M-Corpus Christi (1/11/12)

Season — 359 (2014-15)

MOST FREE THROWS ATTEMPTED

Game — 52 by Nicholls (2/27/82); Northwestern State (2/20/93); Sam Houston St. (2/25/06)

Season — 854 (2017-18)

FEWEST FREE THROWS ATTEMPTED

Game — 1 by Cameron (11/27/11); Texas A&M-Corpus Christi (1/11/12)

Season — 495 (2014-15)

HIGHEST FREE THROW PERCENTAGE

Game — 100.0% (14-14) by Texas Tech (12/7/16); (20-20) by Bakersfield (12/18/13); (11-11) by Sam Houston State (1/16/97); (9-9) by Cameron (12/1/09)

Season — 72.5% (359-495); 2014-15

LOWEST FREE THROW PERCENTAGE

Game — 0.0% (0-6) by Georgia State (12/27/08)

Season — 61.7% (480-777); 1988-89

MOST 3-POINTERS MADE

Game — 19 by Georgia State (12/22/13)

Season — 290 (2017-18)

FEWEST 3-POINTERS MADE

Game — 0, many times; last by Nicholls (1/14/09)

Season — 122 (1987-88)

MOST 3-POINTERS ATTEMPTED

Game — 41 by Northern Arizona (12/3/14)

Season — 841 (2017-18)

FEWEST 3-POINTERS ATTEMPTED

Game — 1 by Illinois (3/18/88)

Season — 392 (1988-89)

HIGHEST 3-POINT PERCENTAGE

Game — 100.0% (3-3) by Hardin-Simmons (2/21/87)

Season — .408 (280-687); 2015-16



Alex Vouyoukas had three blocks and three steals to help UTSA hold Jarvis Christian to a school-record 23.8-percent shooting on Jan. 25, 2012.

Opponent Records

LOWEST 3-POINT PERCENTAGE

Game — 0%, many times; last by Nicholls (1/14/09)

Season — 28.4% (169-595); 2009-10

MOST REBOUNDS

Game — 63 by North Texas (2/25/93)

Season — 1,335 in 35 games (2017-18)

FEWEST REBOUNDS

Game — 12 by Austin College (12/14/81)

Season — 883 (1982-83)

HIGHEST REBOUND AVERAGE

Season — 40.9 (1990-91)

LOWEST REBOUND AVERAGE

Season — 32.1 (1984-85)

MOST ASSISTS

Game — 32 by Kansas St. (11/23/91); Nicholls (2/2/95)

Season — 548 (1992-93)

FEWEST ASSISTS

Game — 2 by Tulane (1/2/82); Prairie View A&M (1/25/84)

Season — 248 (1981-82)

MOST STEALS

Game — 18 by UT Arlington (2/6/86); Texas A&M-Kingsville (11/30/91); Stephen F. Austin (1/18/97)

Season — 293 (1985-86)

FEWEST STEALS

Game — 0, three times

Season — 124 (1981-82)

MOST BLOCKED SHOTS

Game — 14 by Louisiana-Monroe (1/17/02)

Season — 163 (2014-15)

FEWEST BLOCKED SHOTS

Game — 0, many times; last by Charlotte (1/11/13)

Season — 56 (1984-85)

MOST TURNOVERS

Game — 37 by Samford (1/19/91)

Season — 671 (1990-91)

FEWEST TURNOVERS

Game — 5 by Georgia St. (12/22/13)

Season — 356 (2013-14)

MOST FOULS

Game — 38 by Texas State (2/23/08)

Season — 697 (2010-11)

FEWEST FOULS

Game — 6 by Baylor (12/30/85)

Season — 459 (1982-83)

MOST DISQUALIFICATIONS

Season — 23 (1987-88 and 2013-14)

FEWEST DISQUALIFICATIONS

Season — 7 (2011-12)

INDIVIDUAL

MOST POINTS

Game — 61 by Wayman Tisdale, Oklahoma (12/28/83)

Half — 37 (2nd) by Wayman Tisdale, Oklahoma (12/28/83)

MOST FIELD GOALS MADE

Game — 24 by Wayman Tisdale, Oklahoma (12/28/83)

Half — 15 by Wayman Tisdale, Oklahoma (12/28/83)

MOST FIELD GOALS ATTEMPTED

Game — 34 by Wayman Tisdale, Oklahoma (12/28/83)

HIGHEST FIELD GOAL PERCENTAGE

(minimum five made)

Game — 100.0% (13-13) by Bob Harstad, Creighton (11/30/90); (6-6) by Adam Teague, Navy (12/2/08); (6-6) by Jason Marks, Southeastern Louisiana (2/6/10); (10-10) by Torian Oglesby, Bowling Green (1/1/12); (5-5) by Taylor Smith, Stephen F. Austin (1/14/12); (5-5) by Trey Zeigler, TCU (12/20/14); (6-6) by Denzell Watts, UAB (1/7/16); (8-8) by Kevin Holland, Southern Miss (01/06/18)

MOST FREE THROWS MADE

Game — 20 by John Buckwalter, Centenary (2/9/91)

MOST FREE THROWS ATTEMPTED

Game — 21 by John Buckwalter, Centenary (2/9/91)

HIGHEST FREE THROW PERCENTAGE

(minimum 10 made)

Game — 100.0% (12-12) by Arthur Walton, Houston Baptist (2/6/87); (10-10) by Jermain Davis, Iowa (11/17/08); (10-10) by Sean Baptiste, Fairleigh Dickinson (11/24/09); (13-13) by Jonathan Wills, Fresno State (11/22/11); (10-10) by Dontae Cannon, McNeese State (3/7/12)

MOST 3-POINTERS MADE

Game — 12 by R.J. Hunter, Georgia State (12/22/13)

MOST 3-POINTERS ATTEMPTED

Game — 19 by R.J. Hunter, Georgia State (12/22/13); Aaseem Dixon, Northern Arizona (12/3/14)

HIGHEST 3-POINT PERCENTAGE

(minimum four made)

Game — 100.0% (5-5) by Wayne Edwards, Nicholls (2/8/97); (5-5) by Scott Cross, UT Arlington (2/14/98); (5-5) by Aaron Wade, Sam Houston St. (2/1/07); (4-4) by Adam Teague, Navy (12/2/08); (7-7) by Kevin Holland, Southern Miss (01/06/18)

MOST REBOUNDS

Game — 22 by Wayman Tisdale, Oklahoma (12/28/83)

MOST ASSISTS

Game — 16 by Ray Washington, Nicholls (3/1/93)

MOST STEALS

Game — 8 by Terrance Artis, Prairie View A&M (1/22/86); 8 by Ryan Woolridge, North Texas (2/18/17)

MOST BLOCKED SHOTS

Game — 13 Wojciech Myrda, Louisiana-Monroe (1/17/02)

MOST TURNOVERS

Game — 11 by Gabe Ramirez, St. Mary's (1/21/91)

Year-by-Year Records

Year	Coach	Record	Conference Record	CIT	NCAA
1981-82	Don Eddy	8-19	—		—
1982-83	Don Eddy	10-17	—		—
1983-84	Don Eddy	20-8	—		—
1984-85	Don Eddy	18-10	—		—
1985-86	Don Eddy/Larry Gatewood*	7-24	—		—
1986-87	Ken Burmeister	13-15	7-11 (†-6th/TAAC)		—
1987-88	Ken Burmeister	22-9	13-5 (3rd/TAAC)		0-1
1988-89	Ken Burmeister	15-13	8-11 (7th/TAAC)		—
1989-90	Ken Burmeister	22-7	14-4 (2nd/TAAC)		—
1990-91	Stu Starner	21-8	12-2 (1st/TAAC)		—
1991-92	Stu Starner	21-8	15-3 (1st/SLC)		—
1992-93	Stu Starner	15-14	10-8 (3rd/SLC)		—
1993-94	Stu Starner	12-15	8-10 (6th/SLC)		—
1994-95	Stu Starner	15-13	11-7 (†-2nd/SLC)		—
1995-96	Tim Carter	14-14	12-6 (†-2nd/SLC)		—
1996-97	Tim Carter	9-17	4-12 (9th/SLC)		—
1997-98	Tim Carter	16-11	10-6 (†-2nd/SLC)		—
1998-99	Tim Carter	18-11	12-6 (3rd/SLC)		0-1
1999-2000	Tim Carter	15-13	12-6 (3rd/SLC)		—
2000-01	Tim Carter	14-15	12-8 (†-2nd/SLC)		—
2001-02	Tim Carter	19-10	13-7 (3rd/SLC)		—
2002-03	Tim Carter	10-17	7-13 (9th/SLC)		—
2003-04	Tim Carter	19-14	11-5 (†-1st/SLC)		0-1
2004-05	Tim Carter	15-13	10-6 (4th/SLC)		—
2005-06	Tim Carter	11-17	6-10 (†-8th/SLC)		—
2006-07	Brooks Thompson	7-22	3-13 (12th/SLC)		—
2007-08	Brooks Thompson	13-17	7-9 (†-6th/SLC)		—
2008-09	Brooks Thompson	19-13	8-8 (6th/SLC)		—
2009-10	Brooks Thompson	19-11	9-7 (†-5th/SLC)		—
2010-11	Brooks Thompson	20-14	9-7 (†-5th/SLC)		1-1
2011-12	Brooks Thompson	18-14	10-6 (†-4th/SLC)		—
2012-13	Brooks Thompson	10-22	3-12 (†-8th/WAC)		—
2013-14	Brooks Thompson	8-22	4-14 (13th/C-USA)		—
2014-15	Brooks Thompson	14-16	8-10 (†-7th/C-USA)		—
2015-16	Brooks Thompson	5-27	3-15 (14th/C-USA)		—
2016-17	Steve Henson	14-19	8-10 (9th/C-USA)		—
2017-18	Steve Henson	20-15	11-7 (5th/C-USA)	1-1	—
2018-19	Steve Henson	17-15	11-7 (2nd/C-USA)		—
2019-20	Steve Henson	13-19	8-11 (10th/C-USA)		—
2020-21	Steve Henson	15-11	9-7 (7th/C-USA)		—
	40 seasons	591-589 (.500)	318-289 (.523)	1-1 (.500)	1-4 (.200)

*Larry Gatewood served as interim head coach for the final nine games of the 1985-86 season

Coaching History

	Years	Record
Don Eddy	1981-86	60-72 (.455)
Ken Burmeister	1986-90	72-44 (.621)
Stu Starner	1990-95	84-58 (.592)
Tim Carter	1995-2006	160-152 (.513)
Steve Henson	2016-present	79-79 (.500)

Winningest Coaches

	Years	Record
Brooks Thompson	2006-16	133-178 (.428)
Stu Starner	1990-95	84-58 (.592)
Ken Burmeister	1986-90	72-44 (.621)
Don Eddy	1981-86	60-72 (.455)



DON EDDY
1981-86
(four+ seasons)
Record: 60-72 (.455)

1981-82 • 8-19 overall

7-3 home • 1-11 road • 0-5 neutral

11/30 _vs. #18 Arkansas^ _____ L, 42-71
 12/3 ___at UTEP _____ L, 37-65
 12/5 ___at Baylor _____ L, 44-57
 12/7 ___vs. Texas Tech^ _____ L, 51-57
 12/11 _Sul Ross St. _____ W, 84-53
 12/12 _at Houston _____ L, 105-69
 12/14 _Austin College _____ W, 82-72
 12/16 _Houston Baptist _____ L, 51-57
 12/19 _McMurry _____ W, 74-58
 12/22 _at TCU _____ L, 51-55
 1/2 ___Tulane _____ L, 64-71
 1/4 ___vs. UT Arlington^ _____ L, 69-77
 1/6 ___at McNeese St. _____ L, 64-76
 1/9 ___Wabash _____ W, 76-67
 1/12 ___at Rice _____ L, 51-83
 1/14 ___at UT Arlington _____ L, 69-75
 1/20 ___vs. Lamar^ _____ L, 47-74
 1/25 ___at North Texas _____ L, 66-78
 1/28 ___at Oklahoma City _____ (OT) W, 62-59
 2/1 ___Nicholls _____ W, 87-63
 2/6 ___Southeastern La. _____ W, 84-65
 2/10 ___vs. McNeese St.^ _____ L, 64-73
 2/17 ___at Lamar _____ L, 60-61
 2/20 ___Louisiana Tech _____ L, 57-63
 2/22 ___Hardin-Simmons _____ W, 69-48
 2/25 ___at Southeastern La. _____ L, 64-70
 2/27 ___at Nicholls _____ L, 75-77

^ played at Hemisfair Arena (San Antonio)

Year-by-Year Results

1982-83 • 10-17 overall

6-8 home • 3-8 road • 1-1 neutral

11/26 _vs. Lamar+ _____ L, 59-79
 11/28 _vs. Arizona+ _____ W, 57-56
 11/29 _TCU _____ L, 56-65
 12/2 ___at Arkansas _____ L, 59-78
 12/4 ___Baylor _____ L, 60-61
 12/6 ___Sul Ross St. _____ W, 90-75
 12/10 _at Texas Tech _____ W, 69-67
 12/13 _Austin College _____ W, 92-65
 12/16 _at Houston Baptist _____ (OT) L, 64-69
 12/18 _McMurry _____ W, 92-65
 1/3 ___at UT Arlington _____ W, 68-64
 1/5 ___at McNeese St. _____ L, 57-66
 1/10 ___UTEP _____ L, 50-52
 1/12 ___at Nicholls _____ L, 68-82
 1/17 ___at Louisiana Tech _____ L, 48-58
 1/21 ___New Orleans _____ L, 71-84
 1/24 ___Lamar _____ L, 58-60
 1/27 ___at Hardin-Simmons _____ W, 69-50
 2/5 ___Southeastern La. _____ L, 45-51
 2/7 ___Oklahoma City _____ W, 50-45
 2/12 ___Nicholls _____ L, 54-58
 2/14 ___UT Arlington _____ L, 77-78
 2/17 ___at Tulane _____ L, 62-90
 2/22 ___Midwestern St. _____ W, 80-63
 2/26 ___at New Orleans _____ L, 62-75
 2/28 ___at Southeastern La. _____ L, 48-56
 3/3 ___Rice _____ W, 58-51

+ Kettle Classic (Houston, Texas)

1983-84 • 20-8 overall

12-2 home • 7-6 road • 1-0 neutral

11/25 _Presbyterian _____ L, 54-55
 12/1 ___at Rice _____ W, 72-56
 12/3 ___at TCU _____ W, 67-64
 12/5 ___Biscayne _____ W, 69-62
 12/12 _at Baylor _____ W, 79-70
 12/15 _at Southern Cal _____ L, 68-84
 12/17 _at Cal St. Fullerton _____ L, 65-83
 12/20 _Midwestern St. _____ W, 59-57
 12/28 _vs. Oklahoma+ _____ L, 72-112
 12/29 _at Oklahoma City+ _____ L, 58-75
 1/5 ___at West Texas A&M _____ W, 70-68
 1/7 ___U.S. International _____ W, 76-64
 1/10 ___at Lamar _____ L, 51-75
 1/14 ___North Texas _____ W, 94-57
 1/16 ___at UT Arlington _____ W, 76-65
 1/23 ___Hardin-Simmons _____ W, 72-66
 1/25 ___Prairie View A&M _____ W, 111-66
 1/28 ___at UTRGV _____ W, 68-67
 1/30 ___UT Arlington _____ W, 89-74
 2/6 ___vs. St. Mary's^ _____ W, 69-61
 2/13 ___McNeese St. _____ W, 83-66
 2/18 ___Eastern Washington _____ W, 107-70
 2/20 ___at Hardin-Simmons _____ W, 76-63
 2/22 ___New Orleans _____ W, 88-77
 2/25 ___UTRGV _____ W, 75-68
 2/27 ___West Texas A&M _____ W, 95-88
 2/29 ___Lamar _____ L, 73-86
 3/3 ___at New Orleans _____ L, 49-68

+ All College Tournament (Oklahoma City, Okla.)

^ played at Hemisfair Arena (San Antonio)

Year-by-Year Results

1984-85 • 18-10 overall

13-1 home • 4-8 road • 1-1 neutral

- 11/29 _ Texas A&M-Kingsville _____ W, 94-87
- 12/1 ___ at Texas Tech _____ L, 49-71
- 12/5 ___ Cal St. Fullerton _____ W, 72-64
- 12/8 ___ TCU _____ (OT W, 76-74)
- 12/10 _ Rice _____ W, 80-65
- 12/15 _ at Prairie View A&M _____ W, 69-58
- 12/18 _ at Arkansas _____ L, 67-74
- 12/22 _ Grambling _____ W, 81-59
- 1/2 ___ Baylor _____ W, 101-91
- 1/5 ___ at UT Arlington _____ L, 81-82
- 1/9 ___ vs. New Orleans^ _____ W, 60-54
- 1/14 ___ at West Texas A&M _____ L, 76-78
- 1/19 ___ UTRGV _____ L, 70-79
- 1/21 ___ vs. St. Mary's^ _____ L, 81-88
- 1/24 ___ at UTRGV _____ W, 60-59
- 1/26 ___ UT Arlington _____ W, 81-62
- 1/28 ___ Hardin-Simmons _____ W, 92-83
- 1/31 ___ at North Texas _____ L, 72-73
- 2/4 ___ at Lamar _____ L, 70-80
- 2/9 ___ Texas St. _____ W, 83-76
- 2/11 ___ North Texas _____ W, 97-69
- 2/16 ___ West Texas A&M _____ W, 61-55
- 2/18 ___ at Hardin-Simmons _____ W, 75-74
- 2/20 ___ Prairie View A&M _____ W, 74-69
- 2/23 ___ at New Orleans _____ L, 65-67
- 2/26 ___ at Texas St. _____ W, 94-77
- 2/28 ___ Sam Houston St. _____ W, 88-78
- 3/3 ___ at Hartford _____ (OT) L, 75-77

^ played at Hemisfair Arena (San Antonio)

1985-86 • 7-24 overall

6-7 home • 0-9 road • 1-6 neutral

- 11/26 _ UC Riverside _____ W, 60-58
- 11/29 _ vs. Arizona+ _____ L, 49-62
- 11/30 _ vs. Villanova+ _____ L, 56-67
- 12/2 ___ vs. Missouri+ _____ L, 47-80
- 12/5 ___ vs. Houston^ _____ L, 59-104
- 12/7 ___ Chico St. _____ W, 75-63
- 12/14 _ Texas A&M-Kingsville _____ L, 57-70
- 12/20 _ vs. Nicholls\$ _____ L, 53-56
- 12/21 _ vs. West Texas A&M\$ _____ L, 60-63
- 12/28 _ at UALR _____ L, 67-87
- 12/30 _ at Baylor _____ L, 50-51
- 1/4 ___ Grambling _____ L, 54-64
- 1/8 ___ at UT Arlington _____ L, 67-77
- 1/11 ___ at Texas St. _____ L, 62-69
- 1/13 ___ vs. St. Mary's^ _____ W, 76-67
- 1/18 ___ Stetson _____ (OT) W, 93-91
- 1/22 ___ at Prairie View A&M _____ L, 72-83
- 1/25 ___ UTRGV _____ (OT) L, 71-84
- 1/27 ___ at New Orleans _____ L, 69-87
- 2/1 ___ North Texas _____ L, 66-72
- 2/3 ___ at Grambling _____ L, 67-72
- 2/6 ___ UT Arlington _____ L, 65-84

Larry Gatewood, interim head coach

(3-6)

- 2/8 ___ at Stetson _____ L, 64-68
- 2/13 ___ Prairie View A&M _____ (OT) W, 78-72
- 2/17 ___ at New Orleans _____ L, 62-90
- 2/19 ___ UALR _____ L, 76-81
- 2/22 ___ Lamar _____ L, 63-87
- 2/24 ___ at Hardin-Simmons _____ L, 61-76
- 2/27 ___ at North Texas _____ L, 58-75
- 3/1 ___ Hartford _____ W, 60-59
- 3/6 ___ Texas St. _____ W, 94-73

+ Great Alaska Shootout (Anchorage, Alaska)

\$ Edinburg Classic (Edinburg, Texas)

^ played at Hemisfair Arena (San Antonio)



KEN BURMEISTER

1986-90

(four seasons)

Record: 72-44 (.621)

Conf.: 42-31 (.575)

1986-87 • 13-15 overall • 7-11

TAAC

8-4 home • 3-10 road • 2-1 neutral

- 11/29 _ Jarvis Christian _____ W, 113-67
- 12/3 ___ UT Arlington _____ W, 90-81
- 12/5 ___ at Rice+ _____ L, 63-84
- 12/6 ___ vs. Texas Southern+ _____ W, 91-80
- 12/12 _ at Arkansas St.\$ _____ L, 58-95
- 12/13 _ vs. Nicholls\$ _____ W, 78-66
- 12/18 _ Georgia Southern* _____ W, 89-76
- 12/20 _ Baylor _____ W, 85-83
- 1/3 ___ at Houston Baptist* _____ L, 85-95
- 1/5 ___ at Centenary* _____ (OT) L, 76-78
- 1/8 ___ UALR* _____ L, 60-62
- 1/10 ___ Samford* _____ W, 87-67
- 1/12 ___ at UT Arlington _____ W, 111-93
- 1/17 ___ at Hardin-Simmons* _____ W, 109-95
- 1/22 ___ at Georgia St.* _____ L, 86-96
- 1/24 ___ at Mercer* _____ L, 77-88
- 1/26 ___ vs. St. Mary's^ _____ L, 55-68
- 1/29 ___ at Georgia Southern* _____ L, 51-71
- 1/31 ___ at Stetson* _____ L, 75-79
- 2/5 ___ Houston Baptist* _____ L, 83-88
- 2/7 ___ Centenary* _____ W, 81-78
- 2/12 ___ at UALR* _____ L, 73-81
- 2/14 ___ at Samford* _____ W, 76-75
- 2/17 ___ Stetson* _____ L, 69-80
- 2/21 ___ Hardin-Simmons* _____ L, 80-83
- 2/26 ___ Georgia St.* _____ W, 89-74
- 2/28 ___ Mercer* _____ W, 84-71
- 3/5 ___ at UALR! _____ L, 60-62

+ Rice Tournament (Houston, Texas)

\$ Arkansas St. Running Joe Tourney (Jonesboro, Ark.)

* TAAC game

^ played at Hemisfair Arena (San Antonio)

! TAAC Tournament (Little Rock, Ark.)

Year-by-Year Results

1987-88 • 22-9 overall • 13-5 TAAC
11-1 home • 8-6 road • 3-2 neutral

11/27 _vs. La Salle+ _____ L, 51-74
 11/28 _at Hartford+ _____ W, 79-76
 12/5 __Huston-Tillotson _____ W, 88-73
 12/12 _ UT Arlington _____ W, 95-74
 12/19 _Schreiner _____ W, 97-69
 12/21 _at #9 Syracuse _____ L, 84-108
 12/23 _at DePaul _____ L, 82-93
 1/2 __Georgia Southern* _____ W, 70-61
 1/4 __Stetson* _____ W, 81-62
 1/7 __at Houston Baptist* _____ W, 60-50
 1/9 __at Centenary* _____ L, 74-75
 1/14 __UALR* _____ L, 65-74
 1/16 __Samford* _____ W, 84-61
 1/18 __at UT Arlington* _____ (OT) W, 79-72
 1/20 __vs. St. Mary's^ _____ (OT) W, 84-74
 1/23 __at Hardin-Simmons* _____ W, 81-79
 1/28 __at Georgia St.* _____ L, 65-87
 1/30 __at Mercer* _____ L, 77-78
 2/4 __at Georgia Southern* _____ W, 50-47
 2/6 __at Stetson* _____ (OT) W, 74-72
 2/11 __Houston Baptist* _____ W, 80-63
 2/13 __Centenary* _____ W, 102-85
 2/18 __at UALR* _____ (OT) L, 70-75
 2/20 __at Samford* _____ W, 80-59
 2/27 __Hardin-Simmons* _____ W, 91-80
 3/3 __Georgia St.* _____ W, 91-83
 3/5 __Mercer* _____ W, 108-85
 3/10 __vs. Stetson! _____ W, 78-74
 3/11 __vs. UALR! _____ W, 101-75
 3/12 __vs. Georgia Southern! _____ (OT) W, 76-69
 3/18 __vs. #16 Illinois% _____ L, 72-81

+ CBT Invitational (Hartford, Conn.)

* TAAC game

^ played at Hemisfair Arena (San Antonio)

! TAAC Tournament (Daytona Beach, Fla.)

% NCAA First Round (Cincinnati, Ohio)

1988-89 • 15-13 overall • 8-11
TAAC
8-6 home • 6-7 road • 1-0 neutral

11/25 _Schreiner _____ W, 112-74
 11/28 _at UT Arlington _____ W, 94-84
 12/3 __TCU _____ L, 68-72
 12/5 __Trinity _____ W, 93-53
 12/8 __at North Texas _____ W, 81-73
 12/10 _Howard Payne _____ W, 102-45
 12/17 _at Centenary* _____ W, 101-74
 12/19 _at Houston Baptist* _____ W, 65-53
 12/22 _ UT Arlington _____ W, 78-66
 1/5 __UALR* _____ W, 74-73
 1/7 __Samford* _____ W, 73-45
 1/12 __at Georgia St.* _____ L, 73-92
 1/14 __at Mercer* _____ L, 72-77
 1/19 __Georgia Southern* _____ L, 61-70
 1/21 __Stetson* _____ L, 78-82
 1/24 __vs. St. Mary's^ _____ W, 58-48
 1/28 __at Hardin-Simmons* _____ W, 67-57
 2/2 __at Samford* _____ L, 53-56
 2/4 __at UALR* _____ L, 78-94
 2/9 __Mercer* _____ W, 80-78
 2/11 __Georgia St.* _____ W, 115-87
 2/16 __at Stetson* _____ (2OT) W, 95-88
 2/18 __at Georgia Southern* _____ (2OT) L, 98-100
 2/22 __at DePaul _____ L, 55-88
 2/25 __Hardin-Simmons* _____ L, 66-75
 3/2 __Centenary* _____ L, 88-89
 3/4 __Houston Baptist* _____ L, 84-88
 3/7 __at UALR! _____ L, 79-82

* TAAC game

^ played at Hemisfair Arena (San Antonio)

! TAAC Tournament (Little Rock, Ark.)

1989-90 • 22-7 overall • 14-4 TAAC
9-2 home • 9-4 road • 4-1 neutral

11/24 _ UT Arlington _____ W, 85-65
 11/27 _at TCU _____ W, 74-64
 12/2 __North Texas _____ W, 88-76
 12/4 __at UT Arlington _____ L, 66-80
 12/8 __vs. Texas St.+ _____ W, 97-78
 12/9 __at Texas+ _____ L, 86-89
 12/12 _ St. Mary's _____ W, 79-52
 12/16 _at Nicholls _____ W, 88-67
 12/18 _at Stetson* _____ W, 90-74
 12/20 _at Georgia Southern* _____ W, 88-84
 12/29 __vs. Murray St.\$ _____ L, 101-107
 12/30 __vs. SFA\$ _____ W, 94-81
 1/4 __Centenary* _____ L, 116-121
 1/11 __at Georgia St.* _____ W, 101-71
 1/13 __at Mercer* _____ W, 71-52
 1/18 __vs. St. Mary's^ _____ W, 63-58
 1/20 __Hardin-Simmons* _____ W, 90-85
 1/25 __Samford* _____ W, 87-81
 1/27 __UALR* _____ W, 107-104
 2/3 __at Centenary* _____ W, 112-93
 2/8 __Mercer* _____ W, 87-71
 2/10 __Georgia St.* _____ W, 128-70
 2/17 __at Hardin-Simmons* _____ W, 89-86
 2/22 __at Samford* _____ W, 92-90
 2/24 __at UALR* _____ L, 84-87
 3/1 __Georgia Southern* _____ W, 82-80
 3/3 __Stetson* _____ L, 83-87
 3/6 __vs. Samford! _____ W, 98-85
 3/7 __at UALR! _____ L, 83-99

+ Longhorn Classic (Austin, Texas)

* TAAC game

\$ Lamar Tournament (Beaumont, Texas)

^ played at Hemisfair Arena (San Antonio)

! TAAC Tournament (Little Rock, Ark.)



STU STARNNER
1990-95
 (five seasons)
Record: 84-58 (.592)
Conf.: 56-30 (.651)

1990-91 • 21-8 overall • 12-2 TAAC
11-1 home • 8-4 road • 2-3 neutral

- 11/24 _ Texas St. _____ W, 132-97
- 11/26 _ UTRGV _____ W, 96-78
- 11/28 _ Colorado _____ L, 89-100
- 11/30 _ vs. Creighton+ _____ L, 47-93
- 12/1 ___ vs. Colgate+ _____ W, 99-59
- 12/6 ___ at UT Arlington _____ W, 105-90
- 12/12 _ UT Arlington _____ W, 103-83
- 12/17 _ Nicholls _____ W, 108-89
- 12/19 _ UTRGV _____ W, 101-78
- 12/22 _ at Kansas _____ L, 69-101
- 1/5 ___ at Texas St. _____ W, 77-61
- 1/9 ___ at SMU _____ L, 86-88
- 1/12 ___ Centenary* _____ W, 118-97
- 1/17 ___ UALR* _____ W, 90-84
- 1/19 ___ Samford* _____ W, 106-63
- 1/21 ___ vs. St. Mary's^ _____ L, 46-65
- 1/24 ___ at Georgia Southern* _____ L, 87-94
- 1/26 ___ at Stetson* _____ W, 103-87
- 1/31 ___ Georgia St.* _____ W, 85-79
- 2/2 ___ Mercer* _____ W, 87-68
- 2/9 ___ at Centenary* _____ L, 116-105
- 2/14 ___ at UALR* _____ W, 83-74
- 2/16 ___ at Samford* _____ W, 99-85
- 2/21 ___ Georgia Southern* _____ W, 87-79
- 2/23 ___ Stetson* _____ W, 87-80
- 2/28 ___ at Georgia St.* _____ W, 85-78
- 3/2 ___ at Mercer* _____ W, 91-63
- 3/5 ___ vs. Mercer! _____ W, 77-55
- 3/6 ___ vs. Georgia St.! _____ L, 84-94

+ Amana Iowa Hawkeye Classic (Iowa City, Iowa)
 * TAAC game
 ^ played at Hemisfair Arena (San Antonio)
 ! TAAC Tournament (DeLand, Fla.)

Year-by-Year Results

1991-92 • 21-8 overall • 15-3 SLC
14-1 home • 6-7 road • 1-0 neutral

- 11/23 _ at Kansas St. _____ L, 65-103
- 11/25 _ at Baylor _____ L, 73-79
- 11/30 _ Texas A&M-Kingsville _____ W, 99-75
- 12/5 ___ at Arizona St. _____ L, 62-87
- 12/7 ___ St. Mary's _____ W, 62-52
- 12/16 _ Texas A&M-Commerce _____ W, 81-52
- 12/21 _ Texas Southern _____ W, 99-72
- 12/23 _ at Colorado _____ L, 86-101
- 12/30 _ SMU _____ W, 80-60
- 1/2 ___ at UT Arlington* _____ L, 78-83
- 1/4 ___ at North Texas* _____ W, 67-57
- 1/9 ___ McNeese St.* _____ W, 84-68
- 1/11 ___ Nicholls* _____ W, 89-73
- 1/16 ___ at UL-Monroe* _____ W, 74-68
- 1/18 ___ at Northwestern St.* _____ W, 94-77
- 1/25 ___ at Texas St.* _____ W, 70-68
- 1/30 ___ SFA* _____ (OT) W, 88-86
- 2/1 ___ Sam Houston St.* _____ W, 83-59
- 2/6 ___ at Nicholls* _____ L, 65-77
- 2/8 ___ at McNeese St.* _____ L, 84-89
- 2/10 ___ UT Arlington* _____ W, 89-52
- 2/13 ___ Northwestern St.* _____ (OT) W, 104-99
- 2/15 ___ UL-Monroe* _____ W, 85-72
- 2/22 ___ Texas St.* _____ W, 82-66
- 2/27 ___ at Sam Houston St.* _____ W, 76-63
- 2/29 ___ at SFA* _____ W, 65-64
- 3/2 ___ North Texas* _____ W, 80-77
- 3/7 ___ UT Arlington! _____ W, 94-75
- 3/8 ___ UL-Monroe! _____ L, 77-81

* Southland Conference game
 ! Southland Tournament (San Antonio)

1992-93 • 15-14 overall • 10-8 SLC
8-5 home • 5-9 road • 2-0 neutral

- 12/1 ___ Schreiner _____ W, 101-82
- 12/5 ___ at Texas Southern _____ L, 85-104
- 12/12 _ at #15 Syracuse _____ L, 78-104
- 12/14 _ at Minnesota _____ L, 75-93
- 12/17 _ at Houston _____ L, 67-94
- 12/19 _ Baylor _____ L, 72-89
- 12/21 _ Angelo St. _____ W, 92-87
- 12/29 _ Western New Mexico _____ W, 81-64
- 1/2 ___ at McNeese St.* _____ W, 71-70
- 1/4 ___ at Nicholls* _____ L, 61-80
- 1/7 ___ SFA* _____ W, 77-64
- 1/9 ___ Sam Houston St.* _____ W, 80-78
- 1/16 ___ Texas St.* _____ W, 83-74
- 1/21 ___ at Northwestern St.* _____ W, 105-99
- 1/23 ___ at UL-Monroe* _____ L, 66-86
- 1/28 ___ UT Arlington* _____ W, 84-66
- 1/30 ___ North Texas* _____ W, 100-74
- 2/4 ___ at Sam Houston St.* _____ W, 71-65
- 2/6 ___ at SFA* _____ L, 71-80
- 2/8 ___ McNeese St.* _____ L, 68-79
- 2/13 ___ at Texas St.* _____ W, 67-65
- 2/18 ___ UL-Monroe* _____ L, 80-85
- 2/20 ___ Northwestern St.* _____ L, 108-117
- 2/25 ___ at North Texas* _____ (OT) L, 89-94
- 2/27 ___ at UT Arlington* _____ (OT) W, 98-96
- 3/1 ___ Nicholls* _____ L, 80-93
- 3/5 ___ McNeese St.! _____ W, 77-68
- 3/6 ___ Nicholls! _____ W, 86-67
- 3/7 ___ at UL-Monroe! _____ L, 66-80

* Southland Conference game
 ! Southland Tournament (Monroe, La.)

Year-by-Year Results

1993-94 • 12-15 overall • 8-10 SLC
**10-3 home • 2-10 road • 0-2 neu-
 tral**

11/27 __ at Nebraska _____ L, 85-96
 12/1 __ Grambling _____ W, 84-69
 12/7 __ at Grambling _____ L, 82-92
 12/9 __ Texas A&M-Kingsville _____ W, 88-66
 12/11 __ Angelo St. _____ W, 85-75
 12/20 __ at Memphis _____ L, 72-78
 12/28 __ at Northwestern St. _____ L, 69-72
 12/30 __ at UL-Monroe* _____ L, 69-72
 1/5 __ Texas^ _____ L, 69-91
 1/8 __ Texas St.* _____ (OT) L, 66-75
 1/14 __ SFA* _____ W, 81-60
 1/16 __ Sam Houston St.* _____ W, 72-67
 1/20 __ at McNeese St.* _____ L, 61-73
 1/22 __ at Nicholls* _____ L, 76-82
 1/27 __ UT Arlington* _____ W, 84-68
 1/29 __ North Texas* _____ W, 88-85
 2/2 __ Houston _____ (OT) W, 85-83
 2/5 __ at Texas St.* _____ L, 62-79
 2/7 __ UL-Monroe* _____ L, 62-82
 2/10 __ at Sam Houston St.* _____ (OT) L, 88-97
 2/12 __ at Stephen F. Austin* _____ W, 66-65
 2/17 __ Nicholls* _____ W, 85-80
 2/19 __ McNeese St.* _____ L, 76-78
 2/24 __ at North Texas* _____ L, 76-80
 2/26 __ at UT Arlington* _____ W, 95-91
 2/28 __ Northwestern St.* _____ W, 87-79
 3/4 __ vs. Nicholls! _____ L, 89-101

* Southland Conference game

! Southland Tournament (Monroe, La.)

^ played at Hemisfair Arena (San Antonio)

1994-95 • 15-13 overall • 11-7 SLC
9-4 home • 6-8 road • 0-1 neutral

11/30 __ Texas A&M-Kingsville _____ W, 97-75
 12/3 __ at Tulsa _____ L, 57-77
 12/6 __ Angelo St. _____ W, 87-81
 12/10 __ at Drake _____ L, 99-105
 12/18 __ at #13 Arizona St. _____ (OT) W, 87-85
 12/30 __ UT Arlington* _____ W, 87-67
 1/5 __ at McNeese St.* _____ (OT) W, 92-81
 1/7 __ at Nicholls* _____ L, 86-100
 1/9 __ North Texas* _____ L, 69-73
 1/12 __ Sam Houston St.* _____ L, 75-80
 1/14 __ Stephen F. Austin* _____ W, 96-83
 1/17 __ at Colorado _____ L, 60-97
 1/21 __ Texas St.* _____ W, 69-59
 1/23 __ at Oral Roberts _____ L, 75-77
 1/26 __ at Northwestern St.* _____ L, 65-74
 1/28 __ at UL-Monroe* _____ L, 65-83
 2/2 __ Nicholls* _____ L, 73-91
 2/4 __ McNeese St.* _____ W, 96-80
 2/6 __ Oral Roberts _____ L, 62-75
 2/9 __ at Stephen F. Austin* _____ W, 88-84
 2/11 __ at Sam Houston St.* _____ W, 75-61
 2/18 __ at Texas St.* _____ (OT) W, 86-82
 2//23 __ UL-Monroe* _____ W, 66-54
 2/25 __ Northwestern St.* _____ W, 91-81
 3/2 __ at UT Arlington* _____ L, 58-80
 3/4 __ at North Texas* _____ W, 87-80
 3/6 __ Northwestern St.! _____ W, 89-78
 3/10 __ vs. UL-Monroe! _____ L, 76-78

* Southland Conference game

! Southland Tournament (Shreveport, La.)



TIM CARTER
1995-2006

(11 seasons)

Record: 160-152 (.513)

Conf.: 109-85 (.562)

1995-96 • 14-14 overall • 12-6 SLC
8-5 home • 5-10 road • 1-1 neutral

11/25 __ at Illinois _____ L, 80-83
 11/29 __ at Houston _____ L, 90-94
 12/2 __ Angelo St. _____ W, 93-91
 12/5 __ at Texas _____ L, 98-110
 12/9 __ at Oklahoma _____ L, 75-107
 12/20 __ Texas A&M-Kingsville _____ L, 85-88
 12/22 __ at Colorado _____ L, 77-92
 12/30 __ Drake _____ L, 86-94
 1/4 __ at Stephen F. Austin* _____ L, 82-99
 1/6 __ at Sam Houston St.* _____ W, 81-78
 1/11 __ McNeese St.* _____ W, 80-76
 1/13 __ Nicholls* _____ W, 83-66
 1/18 __ at Northwestern St.* _____ W, 62-56
 1/20 __ at UL-Monroe* _____ W, 75-61
 1/22 __ North Texas* _____ (OT) L, 59-62
 1/27 __ Texas St.* _____ W, 65-42
 2/3 __ Stephen F. Austin* _____ W, 75-71
 2/8 __ at Nicholls* _____ W, 64-60
 2/10 __ at McNeese St.* _____ L, 83-89
 2/12 __ Sam Houston St.* _____ W, 88-77
 2/15 __ UL-Monroe* _____ W, 73-71
 2/17 __ Northwestern St.* _____ W, 95-84
 2/19 __ UT Arlington* _____ L, 73-94
 2/24 __ at Texas St.* _____ W, 75-59
 2/29 __ at UT Arlington* _____ L, 68-70
 3/2 __ at North Texas* _____ L, 55-75
 3/6 __ vs. Sam Houston St.! _____ W, 60-58
 3/8 __ vs. North Texas! _____ L, 71-80

* Southland Conference game

! Southland Tournament (Shreveport, La.)

Year-by-Year Results

**1996-97 • 9-17 overall • 4-12 SLC
7-5 home • 1-11 road • 1-1 neutral**

11/23 _Angelo St. _____ W, 70-56
 11/26 _Abilene Christian _____ W, 90-78
 11/30 _at Houston _____ L, 49-69
 12/3 __at Nebraska _____ L, 76-79
 12/6 __Gonzaga _____ L, 61-87
 12/7 __Sacramento St. _____ W, 68-54
 12/10 __Idaho St. _____(2OT) W, 77-74
 12/17 __at #23 Texas Tech _____ L, 51-99
 12/21 __at Idaho St. _____ L, 79-86
 12/30 __UW-Milwaukee _____ W, 82-76
 1/2 __Nicholls* _____ W, 83-72
 1/4 __McNeese St.* _____ W, 78-75
 1/9 __at Northwestern St.* _____ L, 59-77
 1/11 __at UL-Monroe* _____ L, 81-94
 1/16 __Sam Houston St.* _____ L, 60-63
 1/18 __Stephen F. Austin* _____(OT) L, 105-111
 1/21 __at UT Arlington* _____ L, 61-69
 1/25 __Texas St.* _____ L, 85-100
 1/30 __UL-Monroe* _____ L, 81-84
 2/1 __Northwestern St.* _____ W, 89-64
 2/6 __at McNeese St.* _____ L, 84-98
 2/8 __at Nicholls* _____ L, 101-108
 2/15 __at Texas St.* _____(OT) L, 78-86
 2/22 __UT Arlington* _____ L, 71-78
 2/27 __at Sam Houston St.* _____ W, 74-60
 3/1 __at Stephen F. Austin* _____ L, 53-72

* Southland Conference game

**1997-98 • 16-11 overall • 10-6 SLC
8-4 home • 8-7 road • 1-0 neutral**

11/18 _Midwestern St. _____ W, 85-78
 11/22 __UMKC _____ W, 82-81
 11/25 _Angelo St. _____ L, 64-70
 11/29 __at Nebraska _____ L, 59-68
 12/5 __at Missouri St.+ _____ L, 54-90
 12/6 __vs. Maine+ _____ W, 97-69
 12/9 __UTRGV _____ W, 96-67
 12/13 __at UTEP _____ L, 62-71
 12/18 __UTRGV _____ W, 96-67
 12/30 __at UW-Milwaukee _____ W, 78-77
 1/3 __at Northwestern St.* _____ L, 60-68
 1/5 __at UL-Monroe* _____ W, 78-66
 1/8 __Stephen F. Austin* _____ W, 99-65
 1/10 __UT Arlington* _____ L, 67-72
 1/17 __at Nicholls* _____ L, 78-82
 1/19 __at McNeese St.* _____ W, 84-70
 1/24 __Sam Houston St.* _____ W, 77-59
 1/29 __at Texas St.* _____(OT) W, 64-63
 2/2 __at Sam Houston St.* _____ W, 69-68
 2/5 __Southeastern La.* _____ W, 85-78
 2/7 __McNeese St.* _____ W, 72-57
 2/12 __at Stephen F. Austin* _____ L, 75-78
 2/14 __at UT Arlington* _____ W, 83-70
 2/19 __Northwestern St.* _____ W, 79-78
 2/21 __UL-Monroe* _____ L, 80-94
 2/26 __Texas St.* _____ L, 65-76
 3/4 __vs. UT Arlington! _____ L, 52-56

+ Missouri St. Tournament (Springfield, Mo.)

* Southland Conference game

! Southland Tournament (Shreveport, La.)

**1998-99 • 18-11 overall • 12-6 SLC
9-3 home • 7-7 road • 2-1 neutral**

11/15 _Ouachita Baptist _____ W, 79-48
 11/19 __at Texas Tech _____ L, 78-87
 11/22 __Texas College _____ W, 91-78
 11/24 __at Tulsa _____ L, 68-81
 11/28 __Troy _____ W, 83-72
 12/1 __at UTEP _____ L, 61-78
 12/5 __at Wichita St. _____ L, 73-82
 12/16 __at UMKC _____ W, 85-83
 12/30 __UL-Monroe* _____ L, 82-91
 1/2 __at Lamar* _____ L, 60-79
 1/4 __at McNeese St.* _____ W, 79-69
 1/7 __UT Arlington* _____ W, 83-77
 1/9 __Stephen F. Austin* _____ W, 84-80
 1/14 __at Nicholls* _____ W, 78-68
 1/16 __at Southeastern La.* _____ W, 97-87
 1/23 __at Texas St.* _____ W, 60-56
 1/28 __McNeese St.* _____ W, 89-80
 1/30 __Northwestern St.* _____ W, 66-53
 2/4 __at UL-Monroe* _____ W, 72-68
 2/6 __at Northwestern St.* _____ W, 77-68
 2/11 __Southeastern La.* _____ W, 83-59
 2/13 __Nicholls* _____(2OT) L, 99-104
 2/18 __at Sam Houston St.* _____(2OT) L, 90-92
 2/20 __Lamar* _____ W, 75-65
 2/25 __at UT Arlington* _____ L, 70-75
 2/27 __Texas St.* _____ L, 77-91
 3/5 __vs. Lamar! _____ W, 77-63
 3/6 __vs. Texas St.! _____ W, 71-63
 3/11 __vs. #3 Connecticut% _____ L, 66-91

* Southland Conference game

! Southland Tournament (Shreveport, La.)

% NCAA First Round (Denver, Colo.)

Year-by-Year Results

**1999-00 • 15-13 overall • 12-6 SLC
10-4 home • 5-9 road • 0-0 neutral**

11/20 _ Texas College _____ W, 84-72
 11/23 _ Colorado Christian _____ W, 92-72
 11/27 _ A&M-Corpus Christi _____ W, 95-80
 11/29 _ at Kansas St. _____ L, 75-86
 12/1 ___ at Tulsa _____ L, 59-76
 12/4 ___ at #21 Oklahoma St. _____ L, 66-87
 12/6 ___ at TCU _____ L, 80-100
 12/9 ___ at A&M-Corpus Christi _____ L, 75-80
 12/18 _ at Troy _____ L, 74-88
 12/28 _ at Sam Houston St.* _____ W, 61-59
 12/30 _ at UT Arlington* _____ W, 75-73
 1/6 ___ Southeastern La.* _____ L, 86-90
 1/8 ___ at Stephen F. Austin* _____ W, 70-52
 1/13 ___ McNeese St.* _____ W, 93-65
 1/15 ___ Lamar* _____ W, 82-58
 1/20 ___ at Northwestern St.* _____ L, 55-57
 1/22 ___ at UL-Monroe* _____ L, 71-85
 1/27 ___ Stephen F. Austin* _____ W, 74-73
 1/29 ___ Texas St.* _____ (OT) W, 90-86
 2/3 ___ UT Arlington* _____ W, 96-77
 2/5 ___ Sam Houston St.* _____ W, 75-72
 2/10 ___ at Nicholls* _____ L, 57-59
 2/12 ___ at Southeastern La.* _____ W, 55-49
 2/17 ___ UL-Monroe* _____ L, 85-92
 2/19 ___ Northwestern St.* _____ W, 73-70
 2/26 ___ at McNeese St.* _____ W, 96-79
 3/4 ___ Texas St.* _____ L, 69-77
 3/7 ___ Texas St.! _____ L, 86-88

* Southland Conference game
 ! Southland Tournament (San Antonio)

**2000-01 • 14-15 overall • 12-8 SLC
9-4 home • 5-10 road • 0-1 neutral**

11/18 _ at Kansas St. _____ L, 55-71
 11/21 _ at Illinois-Chicago _____ L, 75-91
 11/25 _ St. Mary's _____ W, 61-55
 11/28 _ at Texas _____ L, 51-70
 12/2 ___ TCU _____ L, 80-91
 12/7 ___ UT Arlington* _____ W, 75-64
 12/9 ___ Stephen F. Austin* _____ W, 71-61
 12/17 _ at Illinois St. _____ L, 87-95
 12/28 _ at McNeese St.* _____ W, 70-66
 1/3 ___ at Oklahoma St. _____ L, 63-88
 1/6 ___ at Nicholls* _____ L, 59-67
 1/8 ___ at Southeastern La.* _____ L, 45-54
 1/13 ___ Sam Houston St.* _____ L, 81-84
 1/15 ___ Lamar* _____ W, 95-65
 1/20 ___ at Northwestern St.* _____ W, 81-74
 1/22 ___ at UL-Monroe* _____ W, 76-62
 1/27 ___ Texas St.* _____ W, 77-69
 2/3 ___ McNeese St.* _____ L, 79-89
 2/10 ___ at UT Arlington* _____ L, 77-86
 2/12 ___ at Stephen F. Austin* _____ W, 65-59
 2/15 ___ Northwestern St.* _____ W, 84-74
 2/17 ___ UL-Monroe* _____ (OT) L, 104-107
 2/19 ___ at Texas St.* _____ (OT) W, 90-85
 2/24 ___ at Lamar* _____ L, 75-81
 2/26 ___ at Sam Houston St.* _____ L, 77-87
 3/1 ___ Nicholls* _____ W, 73-66
 3/3 ___ Southeastern La.* _____ W, 74-66
 3/6 ___ Texas St.! _____ W, 71-69
 3/8 ___ vs. Northwestern St.!! _____ L, 73-86

* Southland Conference game
 ! Southland Tournament First Round (San Antonio)
 !! Southland Tournament Semifinals (Bossier City, La.)

**2001-02 • 19-10 overall • 13-7 SLC
10-2 home • 7-8 road • 2-0 neutral**

11/16 _ vs. Maine+ _____ W, 75-56
 11/17 _ at FIU+ _____ W, 71-65
 11/28 _ at Nebraska _____ L, 63-81
 12/1 ___ Illinois St. _____ W, 89-82
 12/7 ___ vs. Idaho St.^ _____ W, 86-72
 12/8 ___ at Missouri St.^ _____ (OT) W, 76-71
 12/15 _ at TCU _____ L, 91-85
 12/20 _ Lamar* _____ W, 80-67
 12/22 _ Sam Houston St.* _____ W, 90-74
 12/29 _ at McNeese St.* _____ L, 62-71
 1/3 ___ at Southeastern La.* _____ W, 75-54
 1/5 ___ Nicholls* _____ W, 93-65
 1/10 ___ McNeese St.* _____ W, 81-73
 1/17 ___ at UL-Monroe* _____ L, 70-72
 1/19 ___ at Northwestern St.* _____ L, 86-88
 1/24 ___ UT Arlington* _____ L, 91-95
 1/26 ___ Stephen F. Austin* _____ W, 84-75
 1/31 ___ at Lamar* _____ W, 78-72
 2/2 ___ at Sam Houston St.* _____ (OT) W, 82-75
 2/4 ___ at UT Arlington* _____ W, 92-84
 2/8 ___ UL-Monroe* _____ W, 81-74
 2/10 ___ Northwestern St.* _____ W, 77-67
 2/16 ___ Texas St.* _____ L, 68-81
 2/21 ___ at Southeastern La.* _____ W, 64-50
 2/23 ___ at Nicholls* _____ W, 73-51
 2/26 ___ at Stephen F. Austin* _____ L, 62-73
 3/2 ___ at Texas St.* _____ L, 59-70
 3/4 ___ Texas St.! _____ W, 99-83
 3/6 ___ at UL-Monroe!! _____ L, 62-64

+ Florida International Tournament (Miami, Fla.)
 ^ Missouri St. Tournament (Springfield, Mo.)
 * Southland Conference game
 ! Southland Tournament First Round (San Antonio)
 !! Southland Tournament Semifinals (Monroe, La.)

Year-by-Year Results

**2002-03 • 10-17 overall • 7-13 SLC
5-7 home • 4-10 road • 1-0 neutral**

11/22 _vs. Idaho St.+ _____ (OT) W, 76-71
 11/23 _at #16 Marquette+ _____ L, 68-80
 11/26 _UNC Wilmington _____ L, 52-66
 12/1 ___at Nebraska _____ L, 53-69
 12/4 ___St. Mary's _____ W, 81-67
 12/15 _at Texas A&M _____ W, 80-75
 12/21 _at UNC Wilmington _____ L, 60-91
 12/28 _at UT Arlington* _____ L, 59-71
 1/2 ___at Northwestern St.* _____ L, 67-76
 1/4 ___at UL-Monroe* _____ W, 82-65
 1/9 ___Lamar* _____ W, 81-79
 1/11 ___Sam Houston St.* _____ L, 65-82
 1/18 ___McNeese St.* _____ L, 51-66
 1/22 ___Stephen F. Austin* _____ L, 66-77
 1/25 ___at Texas St.* _____ L, 76-85
 1/30 ___at Southeastern La.* _____ L, 53-72
 2/1 ___at Nicholls* _____ (OT) W, 83-81
 2/6 ___Northwestern St.* _____ L, 63-73
 2/8 ___UL-Monroe* _____ L, 61-71
 2/13 ___at Lamar* _____ W, 61-53
 2/15 ___at Sam Houston St.* _____ L, 50-72
 2/20 ___at McNeese St.* _____ L, 66-72
 2/24 ___Texas St.* _____ W, 83-73
 2/26 ___at Stephen F. Austin* _____ L, 45-76
 3/1 ___UT Arlington* _____ L, 60-68
 3/5 ___Southeastern La.* _____ W, 80-69
 3/7 ___Nicholls* _____ W, 79-60

+ Marquette Tournament (Milwaukee, Wis.)

* Southland Conference game

**2003-04 • 19-14 overall • 11-5 SLC
11-4 home • 7-5 road • 1-5 neutral**

11/20 _at Alaska-Fairbanks+ _____ L, 48-66
 11/22 _vs. Virginia Military Inst.+ ___ W, 68-52
 11/23 _vs. Idaho St.+ _____ L, 59-65
 11/29 _Illinois-Chicago _____ L, 47-73
 12/3 ___at #25 Oklahoma St. _____ L, 53-83
 12/6 ___UTRGV _____ (OT) L, 83-86
 12/13 ___at Baylor _____ W, 53-45
 12/15 _Sul Ross St. _____ W, 100-71
 12/18 _Texas A&M^ _____ L, 49-62
 12/21 _UT-Tyler _____ W, 95-60
 12/29 _vs. New Mexico St.\$ _____ L, 53-62
 12/30 _vs. San Francisco\$ _____ L, 69-70
 1/3 ___Elmhurst _____ W, 84-65
 1/10 ___at UT Arlington* _____ L, 64-85
 1/15 ___at Southeastern La.* _____ L, 68-78
 1/17 ___at Nicholls* _____ (OT) W, 83-79
 1/21 ___Texas St.* _____ L, 73-74
 1/24 ___Northwestern St.* _____ (OT) W, 84-82
 1/28 ___at Lamar* _____ (OT) W, 95-91
 1/31 ___Nicholls* _____ W, 83-67
 2/4 ___at Stephen F. Austin* _____ L, 60-69
 2/7 ___McNeese St.* _____ W, 93-81
 2/12 ___UL-Monroe* _____ W, 78-62
 2/14 ___at Sam Houston St.* _____ W, 68-65
 2/18 ___UT Arlington* _____ L, 73-79
 2/25 ___at Texas St.* _____ W, 69-66
 2/28 ___at Northwestern St.* _____ W, 80-72
 3/3 ___Lamar* _____ W, 78-72
 3/5 ___Southeastern La.* _____ W, 106-86
 3/8 ___Texas St.! _____ W, 78-73
 3/10 ___at Southeastern La.!! _____ W, 87-85
 3/12 ___Stephen F. Austin!!! _____ W, 74-70
 3/18 ___vs. #1 Stanford% _____ L, 45-71

+ Top of the World Classic (Fairbanks, Alaska)

^ played at Alamodome (San Antonio)

\$ Gossner Foods Classic (Logan, Utah)

* Southland Conference game

! Southland Tournament First Round (San Antonio)

!! Southland Tournament Semifinals (Hammond, La.)

!!! Southland Tournament Championship (San Antonio)

% NCAA First Round (Seattle, Wash.)

**2004-05 • 15-13 overall • 10-6 SLC
10-4 home • 5-9 road • 0-0 neutral**

11/21 _UT-Tyler _____ W, 84-56
 11/24 _Texas Lutheran _____ W, 68-52
 11/28 _Texas A&M International _____ W, 86-68
 12/1 ___at Murray St. _____ L, 58-69
 12/4 ___at Louisiana Tech _____ L, 64-73
 12/12 _Louisiana Tech _____ W, 79-71
 12/18 _at Kansas St. _____ L, 69-73
 12/21 _at Wichita St. _____ L, 79-84
 12/29 _at #12 Texas _____ L, 82-100
 1/3 ___New Mexico St. _____ (OT) W, 81-74
 1/6 ___at UL-Monroe* _____ W, 80-65
 1/8 ___at Northwestern St.* _____ L, 66-71
 1/14 ___Nicholls* _____ W, 79-69
 1/17 ___at UTRGV _____ L, 78-90
 1/20 ___at McNeese St.* _____ W, 80-75
 1/22 ___Northwestern St.* _____ W, 86-78
 1/29 ___Southeastern La.* _____ L, 54-63
 2/3 ___Sam Houston St.* _____ L, 56-72
 2/5 ___at Lamar* _____ L, 68-85
 2/9 ___Texas St.* _____ W, 88-69
 2/12 ___at Southeastern La.* _____ L, 66-69
 2/17 ___at Nicholls* _____ W, 83-78
 2/19 ___at UT Arlington* _____ W, 79-72
 2/23 ___Lamar* _____ L, 83-88
 2/26 ___UT Arlington* _____ W, 96-78
 3/1 ___Stephen F. Austin _____ W, 69-65
 3/4 ___at Texas St.* _____ W, 81-76
 3/8 ___Lamar! _____ L, 83-91

* Southland Conference game

! Southland Tournament (San Antonio)

Year-by-Year Results

**2005-06 • 11-17 overall • 6-10 SLC
7-7 home • 2-10 road • 2-0 neutral**

11/19 _Angelo St. _____ W, 81-78
 11/23 _Cameron _____ W, 73-56
 11/26 _at #18 Iowa _____ L, 46-79
 11/30 _A&M-Corpus Christi _____ L, 59-77
 12/3 __Murray St. _____ (OT) L, 79-89
 12/6 __UTRGV _____ W, 101-81
 12/11 _Jackson St. _____ L, 75-78
 12/20 _at New Mexico St. _____ L, 72-74
 12/27 _vs. Cal State Fullerton+ _____ W, 88-76
 12/28 _vs. St. Bonaventure+ _____ W, 76-55
 1/2 __at A&M-Corpus Christi__ (OT) L, 83-91
 1/5 __at Southeastern La.* _____ L, 68-72
 1/7 __at McNeese St.* _____ L, 74-78
 1/14 __UL-Monroe* _____ W, 69-56
 1/19 __Sam Houston St.* _____ L, 63-71
 1/21 __at Stephen F. Austin* _____ W, 76-67
 1/26 __at Northwestern St.* _____ L, 59-70
 1/28 __at UL-Monroe* _____ L, 68-77
 2/2 __Nicholls* _____ W, 67-50
 2/4 __Southeastern La.* _____ L, 82-95
 2/9 __McNeese St.* _____ W, 100-75
 2/11 __Lamar* _____ L, 70-77
 2/16 __at UT Arlington* _____ W, 74-71
 2/18 __at Texas St.* _____ L, 68-85
 2/23 __Stephen F. Austin _____ W, 71-68
 2/25 __at Sam Houston St.* _____ L, 87-90
 3/3 __Northwestern St.* _____ L, 64-85
 3/7 __Northwestern St.! _____ L, 61-75

+ Florida International Holiday Classic (Miami, Fla.)
 * Southland Conference game
 ! Southland Tournament (Natchitoches, La.)



BROOKS THOMPSON
2006-16
(10 seasons)
Record: 133-178 (.428)
Conf.: 64-101 (.388)

**2006-07 • 7-22 overall • 3-13 SLC
6-8 home • 1-13 road • 0-1 neutral**

11/10 _Texas A&M International _____ W, 50-46
 11/12 _UTRGV^ _____ L, 54-64
 11/17 _at Washington St. _____ L, 44-67
 11/19 _at Gonzaga _____ L, 48-92
 11/22 _Cal State Fullerton _____ L, 63-67
 11/26 _San Diego _____ W, 64-49
 11/29 _Henderson St. _____ W, 55-36
 12/2 __at Cal State Fullerton _____ L, 67-76
 12/6 __TCU _____ L, 46-62
 12/9 __Texas Wesleyan _____ W, 64-60
 12/20 __at UTRGV _____ L, 64-69
 12/27 __at TCU _____ L, 51-63
 12/30 __at #13 Oklahoma St. _____ L, 47-84
 1/6 __Lamar* _____ L, 59-71
 1/11 __at Central Arkansas* _____ L, 49-59
 1/13 __at Northwestern St.* _____ L, 62-82
 1/20 __at Texas St.* _____ L, 63-67
 1/22 __UT Arlington* _____ W, 72-64
 1/28 __A&M-Corpus Christi* _____ L, 63-78
 2/1 __at Sam Houston St.* _____ L, 64-76
 2/3 __Stephen F. Austin* _____ W, 48-45
 2/8 __Southeastern La.* _____ L, 57-64
 2/10 __Nicholls* _____ (OT) L, 54-65
 2/15 __at UT Arlington* _____ L, 52-81
 2/17 __Texas St.* _____ L, 65-77
 2/22 __at McNeese St.* _____ L, 57-63
 2/24 __at A&M-Corpus Christi* _____ L, 59-75
 3/1 __Sam Houston St.* _____ L, 61-73
 3/3 __at Stephen F. Austin* _____ W, 54-49

^ played at Alamodome (San Antonio)
 * Southland Conference game

**2007-08 • 13-17 overall • 7-9 SLC
9-5 home • 3-11 road • 1-1 neutral**

11/9 __Hardin-Simmons _____ W, 69-47
 11/12 __at #15 Texas _____ L, 37-58
 11/17 __Navy^ _____ W, 77-67
 11/26 __Paul Quinn _____ W, 93-79
 11/29 __UMKC _____ W, 73-61
 12/1 __SMU _____ L, 56-62
 12/12 __at Arkansas _____ L, 42-67
 12/15 __at Georgia St. _____ (OT) L, 71-76
 12/19 __Texas Wesleyan _____ W, 70-54
 12/22 __at San Diego _____ L, 54-69
 12/28 __McMurry _____ W, 77-56
 1/2 __at Oklahoma St. _____ L, 61-73
 1/8 __at UTRGV _____ L, 63-71
 1/12 __at Lamar* _____ L, 56-81
 1/17 __Central Arkansas* _____ W, 81-77
 1/19 __Northwestern St.* _____ (OT) W, 81-78
 1/23 __at UT Arlington* _____ L, 50-56
 1/26 __Texas St.* _____ L, 73-79
 2/2 __at A&M-Corpus Christi* _____ L, 61-73
 2/6 __Sam Houston St.* _____ L, 54-70
 2/9 __at Stephen F. Austin* _____ L, 39-60
 2/14 __at Southeastern La.* _____ W, 61-57
 2/16 __at Nicholls* _____ W, 54-52
 2/20 __UT Arlington* _____ W, 80-72
 2/23 __at Texas St.* _____ (OT) W, 103-96
 2/27 __McNeese St.* _____ L, 53-74
 3/1 __A&M-Corpus Christi* _____ W, 65-51
 3/5 __at Sam Houston St.* _____ L, 37-68
 3/8 __Stephen F. Austin* _____ L, 52-58
 3/13 __Stephen F. Austin! _____ L, 60-71

^ played at Alamodome (San Antonio)
 * Southland Conference game
 ! Southland First Round (Katy, Texas)

Year-by-Year Results

2008-09 • 19-13 overall • 8-8 SLC

11-3 home • 6-9 road • 2-1 neutral

11/14 _at Oklahoma St. _____ L, 57-76
 11/17 _at Iowa _____ L, 67-73
 11/22 _East Central _____ W, 136-68
 11/25 _McMurry _____ W, 80-55
 12/2 __at Navy _____ L, 65-78
 12/4 __at Rice _____ W, 78-75
 12/18 _at UTRGV _____ L, 72-74
 12/22 _at UMKC _____ W, 76-72
 12/27 _Georgia St. _____ W, 60-48
 12/29 _at SMU _____ W, 80-75
 1/2 __Colgate _____ W, 76-66
 1/5 __Texas Wesleyan _____ W, 98-67
 1/10 __McNeese St.* _____ W, 58-49
 1/14 __at Nicholls* _____ W, 62-55
 1/17 __UT Arlington* _____(2OT) L, 97-100
 1/21 __UTRGV _____ W, 83-72
 1/24 __at A&M-Corpus Christi* _____ L, 66-80
 1/28 __Texas St.* _____ W, 86-76
 1/31 __at Lamar* _____ W, 67-66
 2/4 __Sam Houston St.* _____(2OT) L, 86-89
 2/7 __at Southeastern La.* _____ W, 66-61
 2/11 __Central Arkansas* _____ W, 88-79
 2/14 __at UT Arlington* _____ L, 82-84
 2/18 __A&M-Corpus Christi* _____ W, 73-66
 2/21 __at Sam Houston St.* _____ L, 67-89
 2/25 __at Northwestern St.* _____ L, 74-77
 2/28 __Lamar* _____ W, 79-72
 3/4 __at Texas St.* _____ L, 66-80
 3/7 __Stephen F. Austin* _____ L, 62-66
 3/12 __vs. Sam Houston St.# _____ W, 83-74
 3/13 __vs. Nicholls# _____ W, 57-55
 3/15 __vs. Stephen F. Austin# _____ L, 57-68

* Southland Conference game

Southland Tournament (Katy, Texas)

2009-10 • 19-11 overall • 9-7 SLC

11-3 home • 6-7 road • 2-1 neutral

11/15 _at Iowa _____ W, 62-50
 11/18 _East Central _____ W, 103-80
 11/23 __vs. UC Irvine\$ _____ W, 66-56
 11/24 __vs. Fairleigh Dickinson\$ _____ W, 75-61
 11/25 __at Eastern Kentucky\$ _____ L, 72-74
 11/28 __Texas Southern _____ W, 79-57
 12/1 __Cameron _____ W, 73-42
 12/5 __at Oklahoma St. _____ L, 55-61
 12/7 __UTRGV _____ W, 84-58
 12/18 __at UTRGV _____ W, 72-48
 12/29 __at Utah _____ L, 47-69
 1/1 __Houston _____ W, 83-82
 1/3 __McMurry _____ W, 84-58
 1/9 __at McNeese St.* _____ W, 78-69
 1/13 __Nicholls* _____ W, 64-59
 1/16 __at UT Arlington* _____ L, 66-72
 1/23 __A&M-Corpus Christi* _____(OT) L, 62-66
 1/27 __at Texas St.* _____ L, 62-76
 1/30 __Lamar* _____ L, 57-64
 2/3 __at Sam Houston St.* _____ L, 67-73
 2/6 __Southeastern La.* _____ W, 64-57
 2/10 __at Central Arkansas* _____ L, 64-72
 2/13 __UT Arlington* _____ W, 63-61
 2/17 __at A&M-Corpus Christi* _____ W, 57-56
 2/20 __Sam Houston St.* _____(OT) W, 91-90
 2/24 __Northwestern St.* _____ W, 88-74
 2/27 __at Lamar* _____ W, 76-74
 3/3 __Texas St.* _____ L, 76-83
 3/6 __at Stephen F. Austin* _____ W, 65-63
 3/10 __vs. A&M-Corpus Christi! _____ L, 66-78

\$ O'Reilly Auto Parts CBE Classic (Richmond, Ky.)

* Southland Conference game

! Southland First Round (Katy, Texas)

2010-11 • 20-14 overall • 9-7 SLC

11-3 home • 5-10 road •

4-1 neutral

11/12 _Huston-Tillotson _____ W, 82-65
 11/17 __at Evansville _____ L, 73-77
 11/19 _Cameron _____ W, 71-61
 11/22 _Troy _____ W, 81-70
 11/30 __San Jose St. _____ W, 72-63
 12/2 __at UC Riverside _____ L, 75-82
 12/4 __at Pepperdine _____ W, 86-81
 12/11 __at Houston _____ W, 68-63
 12/20 __Samford _____ L, 73-74
 12/23 __at Tulsa _____ L, 67-92
 12/30 __at Bowling Green _____ L, 59-70
 1/3 __at Oklahoma St. _____ L, 63-79
 1/8 __Sam Houston St.* _____ L, 59-62
 1/12 __at A&M-Corpus Christi* _____ W, 55-47
 1/15 __Stephen F. Austin* _____ L, 59-68
 1/19 __at Northwestern St.* _____ W, 63-58
 1/22 __Texas St.* _____ W, 88-84
 1/24 __Okla. Panhandle St. _____ W, 71-50
 1/29 __at Sam Houston St.* _____ L, 67-88
 2/2 __UT Arlington* _____ W, 70-62
 2/5 __Lamar* _____ W, 70-64
 2/9 __at Southeastern La.* _____ L, 73-79
 2/12 __at Stephen F. Austin* _____ L, 66-70
 2/16 __McNeese St.* _____ W, 65-61
 2/19 __at Nicholls* _____ L, 52-54
 2/23 __A&M-Corpus Christi* _____ W, 71-62
 2/26 __at Texas St.* _____ L, 80-82
 3/2 __Central Arkansas* _____ W, 70-58
 3/5 __at UT Arlington* _____ W, 68-63
 3/9 __vs. Northwestern St.! _____ W, 97-96
 3/10 __vs. Sam Houston St.! _____ W, 79-70
 3/12 __vs. McNeese St.! _____ W, 75-72
 3/16 __vs. Alabama St.% _____ W, 70-61
 3/18 __vs. #1 Ohio St.%% _____ L, 46-75

* Southland Conference game

! Southland Tournament (Katy, Texas)

% NCAA First Four (Dayton, Ohio)

%% NCAA Second Round (Cleveland, Ohio)

Year-by-Year Results

**2011-12 • 18-14 overall • 10-6 SLC
8-5 home • 8-8 road • 2-1 neutral**

11/11 _ at UTEP _____ W, 73-64
 11/15 _ vs. Oral Roberts^ _____ W, 78-77
 11/16 _ at Oklahoma St.^ _____ (OT) L, 85-90
 11/21 _ at Colorado St.# _____ L, 75-85
 11/22 _ vs. Fresno St.# _____ W, 83-79
 11/26 _ Pepperdine _____ (OT) L, 64-70
 11/27 _ Cameron _____ W, 76-48
 11/30 _ at San Jose St. _____ L, 66-72
 12/5 _ at Samford _____ W, 74-52
 12/20 _ at Houston _____ L, 75-77
 12/22 _ at Troy _____ W, 76-70
 12/28 _ UC Riverside _____ L, 65-70
 1/1 _ Bowling Green _____ (OT) W, 86-79
 1/4 _ Nicholls* _____ W, 91-50
 1/8 _ at Sam Houston St.* _____ W, 62-60
 1/11 _ A&M-Corpus Christi* _____ L, 49-50
 1/14 _ at Stephen F. Austin* _____ W, 59-52
 1/18 _ Northwestern St.* _____ W, 80-62
 1/21 _ at Texas St.* _____ W, 80-75
 1/25 _ Jarvis Christian _____ W, 115-49
 1/28 _ Sam Houston St.* _____ W, 78-66
 2/1 _ at UT Arlington* _____ L, 66-67
 2/4 _ at Lamar* _____ L, 66-80
 2/8 _ Southeastern La.* _____ W, 59-51
 2/11 _ Stephen F. Austin* _____ L, 51-59
 2/15 _ at McNeese St.* _____ L, 54-58
 2/18 _ at Georgia St.~ _____ L, 71-82
 2/22 _ at A&M-Corpus Christi* _____ (OT) W, 86-82
 2/25 _ Texas St.* _____ L, 52-66
 2/29 _ at Central Arkansas* _____ W, 73-60
 3/3 _ UT Arlington* _____ W, 97-88
 3/7 _ vs. McNeese St.! _____ (OT) L, 74-78

^ NIT Season Tip-Off Midwest Regional (Stillwater, Okla.)

NIT Season Tip-Off Consolation (Fort Collins, Colo.)

* Southland Conference game

~ Sears BracketBusters

! Southland Tournament (Katy, Texas)

**2012-13 • 10-22 overall • 3-14
WAC**

3-9 home • 4-11 road • 3-2 neutral
 11/9 _ vs. Morgan State^ _____ L, 59-71
 11/10 _ vs. Holy Cross^ _____ W, 60-56
 11/11 _ at Old Dominion^ _____ W, 79-70
 11/17 _ USC Upstate _____ W, 67-59
 11/21 _ at BYU _____ L, 62-81
 11/29 _ at Oregon _____ L, 78-95
 12/1 _ at Bakersfield _____ L, 52-85
 12/4 _ at Mississippi State _____ L, 42-53
 12/8 _ at USC Upstate _____ L, 77-88
 12/21 _ at A&M-Corpus Christi _____ W, 75-45
 12/29 _ Utah St.* _____ L, 67-71
 12/31 _ San Jose St.* _____ L, 67-80
 1/3 _ at New Mexico St.* _____ L, 62-82
 1/5 _ at Denver* _____ L, 50-75
 1/10 _ UT Arlington* _____ L, 67-75
 1/12 _ Louisiana Tech* _____ L, 71-73
 1/19 _ Texas St.* _____ (OT) L, 78-81
 1/24 _ at Seattle U* _____ W, 78-75
 1/26 _ at Idaho* _____ L, 70-74
 1/31 _ Denver* _____ L, 57-71
 2/2 _ New Mexico St.* _____ L, 62-75
 2/12 _ Bakersfield _____ L, 52-61
 2/16 _ at Texas St.* _____ W, 73-62
 2/23 _ Nicholls~ _____ W, 76-58
 2/28 _ Idaho* _____ W, 74-56
 3/2 _ Seattle U* _____ L, 37-53
 3/9 _ at Utah St.* _____ L, 51-71
 3/12 _ vs. San Jose St.! _____ W, 67-49
 3/14 _ vs. Louisiana Tech! _____ W, 73-67
 3/15 _ vs. UT Arlington! _____ L, 53-69

^ Liberty Tax Classic (Norfolk, Va.)

~ Ramada WorldWide BracketBusters

* Western Athletic Conference game

! Western Athletic Conference Tournament (Las Vegas)

**2013-14 • 8-22 overall • 4-12 C-
USA**

7-9 home • 1-12 road • 0-1 neutral
 11/9 _ Northern Arizona _____ L, 63-74
 11/14 _ at Houston _____ L, 62-80
 11/18 _ McMurry _____ L, 71-73
 11/21 _ UTRGV _____ L, 55-70
 11/23 _ A&M-Corpus Christi _____ W, 87-76
 11/26 _ at Nicholls _____ L, 73-79
 11/29 _ at Texas Tech _____ L, 64-94
 12/4 _ Huston-Tillotson _____ W, 90-62
 12/7 _ at UTRGV _____ W, 72-65
 12/18 _ Bakersfield _____ L, 64-90
 12/22 _ Georgia St. _____ L, 68-99
 12/31 _ Cameron _____ W, 64-56
 1/4 _ at Arkansas _____ L, 71-104
 1/9 _ Marshall* _____ W, 90-81
 1/11 _ Charlotte* _____ W, 85-77
 1/16 _ at UAB* _____ L, 65-78
 1/18 _ at Middle Tennessee* _____ L, 58-80
 1/25 _ at UTEP* _____ L, 62-81
 1/30 _ Rice* _____ W, 89-76
 2/1 _ Louisiana Tech* _____ L, 72-87
 2/6 _ at Old Dominion* _____ L, 61-69
 2/8 _ at East Carolina* _____ L, 71-81
 2/13 _ FIU* _____ L, 72-80
 2/15 _ Florida Atlantic* _____ W, 66-56
 2/20 _ at Southern Miss* _____ L, 56-85
 2/22 _ at Tulane* _____ L, 56-68
 2/27 _ North Texas* _____ L, 62-71
 3/2 _ at Tulsa* _____ (OT) L, 70-72
 3/6 _ UTEP* _____ L, 51-61
 3/11 _ vs. East Carolina! _____ L, 76-79

* Conference USA game

! Conference USA Tournament (El Paso, Texas)

Year-by-Year Results

**2014-15 • 14-16 overall • 8-10 C-USA
7-8 home • 7-7 road • 0-1 neutral**

- 11/14 _Huston-Tillotson _____ W, 92-74
- 11/17 _UTRGV _____ L, 62-63
- 11/22 _Texas St. _____ W, 80-67
- 11/25 _Loyola-Chicago _____ L, 57-71
- 11/30 _Southern Utah _____ L, 92-93
- 12/3__at Northern Arizona____(OT) W, 88-83
- 12/6__at Washington St. _____ L, 71-91
- 12/15 _at Texas A&M-Corpus Christi_ W, 73-60
- 12/20 _at TCU _____ L, 57-88
- 12/30 _Cameron _____ W, 79-68
- 1/2 __at Rice* _____ L, 52-67
- 1/4 __at North Texas* _____ W, 71-61
- 1/8 __Southern Miss* _____ W, 77-57
- 1/10 __Louisiana Tech* _____ L, 72-84
- 1/12 __at UTRGV _____ W, 68-43
- 1/17 __UTEP* _____ L, 55-73
- 1/22 __at Marshall* _____ W, 82-68
- 1/24 __at WKU* _____ L, 74-83
- 1/29 __Middle Tennessee* _____ W, 69-58
- 1/31 __UAB* _____ L, 57-65
- 2/5 __at FIU* _____ W, 74-63
- 2/7 __at Florida Atlantic* _____ W, 74-59
- 2/12 __Old Dominion* _____ W, 72-67
- 2/14 __Charlotte* _____ L, 81-89
- 2/21 __at UTEP* _____ L, 62-69
- 2/26 __at Southern Miss* _____ L, 66-70
- 2/28 __at Louisiana Tech* _____ L, 66-76
- 3/5 __Rice* _____ L, 74-76
- 3/7 __North Texas* _____ W, 69-68
- 3/11 __vs. FIU! _____ L, 54-57

* Conference USA game

! Conference USA Tournament (Birmingham, Ala.)

**2015-16 • 5-27 overall • 3-15 C-USA
4-10 home • 1-14 road • 0-3 neutral**

- 11/13 _at Loyola-Chicago _____ L, 64-76
- 11/15 _at Clemson# _____ L, 45-78
- 11/17 _at Creighton# _____ L, 78-103
- 11/21 _at Southern Utah _____ W, 82-79
- 11/23 _vs. Central Arkansas^ _____ L, 84-94
- 11/25 _vs. Texas Southern^ _____ L, 80-91
- 11/29 _UT Permian Basin _____ L, 85-90
- 12/2__at Texas St. _____ L, 53-76
- 12/8__at Texas _____ L, 50-116
- 12/12 _Texas A&M-Corpus Christi _____ L, 79-85
- 12/16 _East Central _____ W, 75-61
- 12/19 _Utah Valley _____ L, 78-83
- 12/22 _Cal Poly _____ L, 73-88
- 1/1 __North Texas* _____ L, 66-70
- 1/3 __Rice* _____ W, 85-80
- 1/7 __at UAB* _____ L, 82-104
- 1/9 __at Middle Tennessee* _____ L, 71-79
- 1/16 __UTEP* _____ W, 71-67
- 1/21 __FIU* _____ L, 56-72
- 1/23 __Florida Atlantic* _____ L, 71-86
- 1/28 __at Louisiana Tech* _____ L, 75-85
- 1/30 __at Southern Miss* _____ L, 70-86
- 2/4 __WKU* _____ L, 71-83
- 2/6 __Marshall* _____ L, 91-109
- 2/11 __at Florida Atlantic* _____ L, 73-79
- 2/13 __at FIU* _____ L, 65-79
- 2/18 __Louisiana Tech* _____ L, 74-87
- 2/20 __Southern Miss* _____ W, 74-53
- 2/25 __at Charlotte* _____ L, 108-114 (2OT)
- 2/27 __at Old Dominion* _____ L, 56-78
- 3/5 __at UTEP* _____ L, 74-81
- 3/8 __vs. Florida Atlantic! _____ L, 58-82

Men Who Speak Up Main Event (campus sites)

^ Men Who Speak Up Main Event (Las Vegas, Nev.)

* Conference USA game

! Conference USA Tournament (Birmingham, Ala.)



STEVE HENSON

2016-present

(5 seasons)

Record: 79-79 (.500)

Conf.: 46-42 (.523)

2016-17 • 14-19 overall • 8-10 C-USA

11-3 home • 2-15 road •

1-1 neutral

- 11/11 _at Fresno St. _____ L, 66-69
- 11/13 _at Oregon St. _____ L, 64-72
- 11/16 _at UIC _____ L, 78-86
- 11/19 _Prairie View A&M _____ W, 69-59
- 11/22 _at Lamar _____ L, 58-78
- 11/25 _Texas St. _____ W, 63-48
- 12/1__at Cal Poly _____ L, 47-59
- 12/3__at Utah Valley _____ L, 71-75
- 12/7__at Texas Tech _____ L, 50-87
- 12/10 _Southeastern Oklahoma State_ W, 88-69
- 12/18 _at Texas A&M-Corpus Christi_ L, 69-73
- 12/21 _Utah Valley _____ W, 66-60
- 12/29 _East Central _____ W, 79-75
- 1/1 __UTEP* _____ W, 67-55
- 1/5 __at Southern Miss* _____ L, 59-77
- 1/7 __at Louisiana Tech* _____ W, 69-68
- 1/12 __Florida Atlantic* _____ W, 68-63
- 1/14 __FIU* _____ W, 57-55
- 1/21 __at UTEP* _____ L, 39-59
- 1/26 __at Marshall* _____ L, 71-92
- 1/28 __at WKU* _____ L, 66-81
- 2/2 __Middle Tennessee* _____ L, 59-69
- 2/4 __UAB* _____ W, 82-67
- 2/9 __Southern Miss* _____ W, 57-51
- 2/11 __Louisiana Tech* _____ L, 66-72
- 2/16 __at Rice* _____ L, 68-80
- 2/18 __at North Texas* _____ L, 73-83
- 2/23 __at FIU* _____ W, 69-67
- 2/25 __at Florida Atlantic* _____ L, 66-73
- 3/2 __Charlotte* _____ L, 75-76
- 3/4 __Old Dominion* _____ W, 73-55
- 3/8 __vs. WKU ! _____ W, 56-52
- 3/9 __vs. Middle Tennessee ! _____ L, 70-86

* Conference USA game

! Conference USA Tournament (Birmingham, Ala.)

Year-by-Year Results

2017-18 • 20-15 overall • 11-7 C-USA

12-4 home • 6-8 road • 2-3 neutral

11/12 _East Central _____ W, 92-59
 11/15 _at Texas St. _____ W, 79-78
 11/17 _vs. Coastal Carolina# _____ L, 69-83
 11/18 _vs. Bradley# _____ L, 69-71
 11/19 _vs. James Madison# _____ W, 90-77
 11/24 _Texas A&M-Corpus Christi _____ W, 72-58
 11/28 _at Tulsa _____ L, 96-100
 11/30 _Ottawa _____ W, 125-64
 12/2 ___at Utah Valley _____ L, 80-88
 12/4 ___at Oklahoma _____ L, 85-97
 12/9 ___Houston Baptist _____ W, 87-71
 12/16 _Bethany _____ W, 95-67
 12/20 _at Nebraska _____ L, 94-104
 12/28 _Rice* _____ W, 79-66
 12/30 _North Texas* _____ L, 71-72
 1/4 ___at Louisiana Tech* _____ W, 78-76
 1/6 ___at Southern Miss* _____ L, 83-93
 1/11 ___FIU* _____ L, 76-79
 1/13 ___Florida Atlantic* _____ L, 69-73
 1/20 ___UTEP* _____ W, 65-61
 1/25 ___at Middle Tennessee* _____ L, 51-75
 1/27 ___at UAB* _____ W, 82-70
 2/1 ___Marshall* _____ W, 81-77
 2/3 ___WKU* _____ W, 74-63
 2/10 ___at UTEP _____ W, 63-59
 2/15 ___at Old Dominion* _____ L, 62-100
 2/17 ___at Charlotte* _____ (OT) W, 97-89
 2/22 ___Southern Miss* _____ W, 64-56
 2/24 ___Louisiana Tech* _____ W, 74-64
 3/1 ___at North Texas* _____ L, 62-80
 3/3 ___at Rice* _____ W, 79-60
 3/7 ___vs. UTEP ! _____ W, 71-58
 3/8 ___vs. Marshall ! _____ L, 81-95
 3/14 ___Lamar & _____ W, 76-69
 3/22 ___Sam Houston St. & _____ L, 69-76

Island of the Bahamas Showcase (Nassau, The Bahamas)

* Conference USA game

! Conference USA Tournament (Frisco, Texas)

& CollegenInsider.com Postseason Tournament

2018-19 • 17-15 overall • 11-7 C-USA

11-4 home • 5-7 road • 1-4 neutral

11/7 ___St. Edwards _____ L, 76-77
 11/12 _Oklahoma _____ L, 67-87
 11/14 _at Oklahoma St. _____ L, 60-82
 11/19 _vs. UC Irvine# _____ L, 56-65
 11/20 _vs. South Dakota State# _____ L, 79-99
 11/21 _vs. FGCU# _____ W, 76-65
 11/26 _at Houston Baptist _____ W, 86-82
 12/1 ___Texas State _____ L, 68-69
 12/8 ___Mid-America Christian _____ W, 104-74
 12/15 _vs. Arkansas^ _____ L, 67-79
 12/17 _Bethany [Kan.] _____ W, 101-77
 12/20 _at Texas A&M-Corpus Christi _____ W, 64-50
 12/29 _Southeastern Oklahoma St. _____ W, 70-67
 1/3 ___UTEP* _____ W, 75-60
 1/5 ___at UTEP* _____ W, 67-63
 1/10 ___Rice* _____ W, 95-79
 1/12 ___North Texas* _____ W, 76-74
 1/17 ___Middle Tennessee* _____ L, 86-89
 1/19 ___at UAB* _____ L, 73-83
 1/24 ___Charlotte* _____ W, 88-43
 1/26 ___Old Dominion* _____ W, 74-73
 1/31 ___at Western Kentucky* _____ (OT) L, 88-96
 2/2 ___at Marshall* _____ (OT) W, 116-106
 2/7 ___FIU* _____ W, 100-67
 2/9 ___FAU* _____ W, 86-74
 2/14 ___at Southern Miss* _____ L, 71-78
 2/16 ___at Louisiana Tech* _____ L, 67-72
 2/28 ___Old Dominion* _____ L, 64-65
 3/3 ___UAB* _____ W, 76-70
 3/6 ___at Western Kentucky* _____ (OT) W, 81-76
 3/9 ___at Southern Miss* _____ L, 48-81
 3/14 ___vs. UAB! _____ L, 76-85

Gulf Coast Showcase (Estero, Fla.)

^ Verizon Center (North Little Rock, Ark.)

* Conference USA game

! Conference USA Tournament (Frisco, Texas)

2019-20 • 13-19 overall • 7-11 C-USA

10-5 home • 3-9 road • 0-5 neutral

11/5 ___at Oklahoma _____ L, 67-85
 11/8 ___vs. Southern Illinois# _____ L, 60-72
 11/9 ___vs. Oakland# _____ L, 62-75
 11/10 _vs. Delaware# _____ L, 79-91
 11/18 _at Utah State _____ L, 50-82
 11/22 _Wiley College _____ W, 90-68
 11/30 _Prairie View A&M _____ L, 72-79
 12/3 ___Texas A&M-Corpus Christi _____ W, 86-67
 12/7 ___at Texas State _____ W, 77-71
 12/15 _UT Permian Basin _____ W, 98-55
 12/18 _vs. Oregon State & _____ L, 78-88
 12/21 _Illinois State _____ W, 89-70
 12/28 _Our Lady of the Lake _____ W, 99-64
 1/2 ___at Florida Atlantic* _____ L, 64-79
 1/4 ___at FIU* _____ (OT) L, 83-90
 1/9 ___Louisiana Tech* _____ W, 89-73
 1/11 ___Southern Miss* _____ W, 80-70
 1/15 ___at UTEP* _____ (OT) L, 77-80
 1/18 ___UTEP* _____ W, 86-70
 1/23 ___at North Texas* _____ L, 78-98
 1/25 ___at Rice* _____ W, 90-88
 1/30 ___UAB* _____ L, 68-76
 2/1 ___Middle Tennessee* _____ L, 80-83
 2/3 ___at Old Dominion* _____ (OT) W, 85-81
 2/5 ___at Charlotte* _____ L, 84-91
 2/13 ___Marshall* _____ W, 72-63
 2/15 ___Western Kentucky* _____ (OT) L, 73-77
 2/27 ___at Florida Atlantic* _____ L, 71-80
 3/1 ___UAB* _____ W, 66-59
 3/4 ___at Old Dominion* _____ L, 59-84
 3/7 ___Marshall* _____ L, 77-82
 3/11 ___vs. UAB^ _____ L, 69-74

Sunshine Slam (Orlando, Fla.)

& played at Houston's Toyota Center

* Conference USA game

^ Conference USA Tournament (Frisco, Texas)

Year-by-Year Results

2020-21 • 15-11 overall • 9-7 C-USA

12-2 home • 2-8 road • 1-1 neutral

- 11/27 _ UT Permian Basin _____ W, 97-71
- 11/28 _at UTRGV _____ L, 64-81
- 12/3 ___at Oklahoma _____ L, 66-105
- 12/4 ___ Sul Ross State _____ W, 91-62
- 12/16 _at Oregon State _____ L, 61-73
- 12/20 _ Our Lady of the Lake _____ W, 102-70
- 12/22 _ Lamar _____ W, 88-66
- 1/1 ___at Rice * _____ L, 86-95
- 1/2 ___at Rice * _____ L, 69-84
- 1/8 ___ North Texas * _____ L, 70-77
- 1/9 ___ North Texas * _____ W, 77-69
- 1/15 ___at Louisiana Tech * _____ L, 66-77
- 1/16 ___at Louisiana Tech * _____ L, 66-82
- 1/22 ___ Southern Miss * _____ W, 70-64
- 1/23 ___ Southern Miss * _____ W, 78-72
- 1/28 ___ UTEP * _____ W, 86-79
- 1/30 ___at UTEP * _____ L, 51-69
- 2/5 ___at FIU * _____ W, 87-80
- 2/6 ___at FIU * _____ W, 90-47
- 2/12 ___ Florida Atlantic * _____ W, 84-80
- 2/13 ___ Florida Atlantic * _____ W, 86-75
- 2/26 ___ UAB * _____ L, 67-54
- 2/27 ___ UAB * _____ W, 96-79
- 3/4 ___ Southwestern Adventist _____ W, 123-43
- 3/10 ___ vs. Charlotte ! _____ W, 72-62
- 3/11 ___ vs. Western Kentucky ! _____ L, 67-80

* Conference USA game

! Conference USA Tournament (Frisco, Texas)

Conference Tournament History

Conference USA Tournament (3-8)

2021 Ford Center at The Star - Frisco, Texas
(4) UTSA 72, (5) Charlotte 62

(1) Western Kentucky 80, (4) UTSA 67

2020 Ford Center at The Star - Frisco, Texas
(10) UTSA 69, (9) UAB 74

2019 Ford Center at The Star - Frisco, Texas
(4) UTSA 76, (5) UAB 85

2018 Ford Center at The Star - Frisco, Texas
(5) UTSA 71, (12) UTEP 58

(4) Marshall 95, (5) UTSA 81

2017 Bartow Arena - Birmingham, Ala.

(9) UTSA 56, (8) WKU 52

(1) Middle Tennessee 86, (9) UTSA 70

2016 Bartow Arena - Birmingham, Ala.

(12) Florida Atlantic 82, (13) UTSA 58

2015 Legacy Arena - Birmingham, Ala.

(10) FIU 57, (7) UTSA 54

2014 Don Haskins Center - El Paso, Texas

(12) East Carolina 79, (13) UTSA 76

Western Athletic Conference Tournament (2-1)

2013 Orleans Arena - Las Vegas, Nev.

(9) UTSA 67, (8) San Jose State 49

(9) UTSA 73, (1) Louisiana Tech 67

(4) UT Arlington 69, (9) UTSA 53

Southland Conference Tournament (17-15)

2012 Ferrell Center - Katy, Texas

(4) McNeese State 78, (5) UTSA 74 (OT)

2011 Ferrell Center - Katy, Texas

(7) UTSA 97, (2) Northwestern State 96

(7) UTSA 79, (3) Sam Houston State 70

(7) UTSA 75, (1) McNeese State 72

2010 Ferrell Center - Katy, Texas

(3) A&M-Corpus Christi 78, UTSA 66

2009 Ferrell Center - Katy, Texas

(6) UTSA 83, (3) Sam Houston St. 74

(6) UTSA 57, (2) Nicholls 55

(1) Stephen F. Austin 68, (6) UTSA 67

2008 Ferrell Center - Katy, Texas

(1) Stephen F. Austin 71, (8) UTSA 60

2006 Campus Sites

(1) Northwestern St. 75, (8) UTSA 61

[Natchitoches, La.]

2005 Campus Sites

(5) Lamar 91, (4) UTSA 83

[San Antonio, Texas]

2004 Campus Sites

(3) UTSA 78, (6) Texas State 73

[San Antonio, Texas]

(3) UTSA 87, (2) Southeastern La. 85

[Hammond, La.]

(3) UTSA 74, (4) Stephen F. Austin 70

[San Antonio, Texas]

2002 Campus Sites

(3) UTSA 99, (6) Texas State 83

[San Antonio, Texas]

(2) ULM 64, (3) UTSA 62

[Monroe, La.]

2001 CenturyTel Center - Bossier City, La.

(3) UTSA 71, (7) Texas State 69

[San Antonio, Texas]

(6) Northwestern St. 86, (3) UTSA 73

2000 Gold Dome - Shreveport, La.

(6) Texas State 88, (3) UTSA 86

[San Antonio, Texas]

1999 Gold Dome - Shreveport, La.

(2) UTSA 77, (6) Lamar 63

(2) UTSA 71, (1) Texas State 63

1998 Gold Dome - Shreveport, La.

(6) UT Arlington 56, (3) UTSA 52

1996 Gold Dome - Shreveport, La.

(3) UTSA 60, (6) Sam Houston State 58

(2) North Texas 80, (3) UTSA 71

1995 Gold Dome - Shreveport, La.

(3) UTSA 89, (6) Northwestern State 78

[San Antonio, Texas]

(2) ULM 78, (3) UTSA 76

1994 Fant-Ewing Coliseum - Monroe, La.

(3) Nicholls 101, (6) UTSA 89

1993 Fant-Ewing Coliseum - Monroe, La.

(3) UTSA 77, (6) McNeese St. 68

(3) UTSA 86, (2) Nicholls 67

(1) ULM 80, (3) UTSA 66

1992 Convocation Center - San Antonio, Texas

(1) UTSA 94, (5) UT Arlington 75

(2) ULM 81, (1) UTSA 77

Trans America Athletic Conference Tournament (5-4)

1991 Edmunds Center - Deland, Fla.

(1) UTSA 77, (8) Mercer 55

(5) Georgia State 94, (1) UTSA 84

1990 Barton Coliseum - Little Rock, Ark.

(2) UTSA 98, (7) Samford 85

(3) UALR 99, (2) UTSA 83

1989 Barton Coliseum - Little Rock, Ark.

(2) UALR 82, (7) UTSA 79

1988 Ocean Center - Daytona Beach, Fla.

(3) UTSA 78, (6) Stetson 74

(3) UTSA 101, (2) UALR 75

(3) UTSA 76, (1) Georgia Southern 69 (OT)

1987 Barton Coliseum - Little Rock, Ark.

(1) UALR 62, (8) UTSA 60

UTSA's Conference Tournament Coaching Records

Coach	Appearances	W-L
Tim Carter	9	8-7
Brooks Thompson	9	7-8
Stu Starner	5	5-5
Ken Burmeister	4	4-3
Steve Henson	5	3-5

Postseason Tournament History

NCAA Tournament (1-4)

2011 East Region - First Four

UD Arena - Dayton, Ohio
 (16) UTSA 70, (16) Alabama State 61

East Region - Second Round

Quicken Loans Arena - Cleveland, Ohio
 (1) Ohio State 75, (16) UTSA 46

2004 Phoenix Region - First Round

Key Arena - Seattle, Wash.
 (1) Stanford 71, (16) UTSA 45

1999 West Region - First Round

McNichols Sports Arena - Denver, Colo.
 (1) UConn 91, (16) UTSA 66

1988 Southeast Region - First Round

Riverfront Coliseum - Cincinnati, Ohio
 (3) Illinois 81, (14) UTSA 72

UTSA's NCAA Tournament Records

Individual

Points _____ 29, Melvin Johnson III vs. Alabama State (2011)
 Rebounds _____ 11, Jeromie Hill vs. Alabama State (2011)
 Assists _____ 5, Stephen Franklin vs. Alabama State (2011)
 Steals _____ 4, Devin Gibson vs. Ohio State (2011)
 Blocks _____ 3, McEverett Powers vs. Connecticut (1999)
 Minutes _____ 39, Devin Gibson vs. Ohio State (2011)
 FG Made _____ 9, Melvin Johnson III vs. Alabama State (2011); Devin Gibson vs. Ohio State (2011)
 FG Attempted _____ 18, Devin Gibson vs. Ohio State (2011)
 FG Percentage (min. 4 made) _____ .571 (4-7), Scott Smith vs. Illinois (1988)
 3-PT. FG Made _____ 3, Eric Cooper vs. Illinois (1988)
 3-PT. FG Attempted _____ 8, Eric Cooper vs. Illinois (1988);
 _____ Melvin Johnson III vs. Alabama State (2011)
 _____ Melvin Johnson III vs. Ohio State (2011)
 3-PT. FG Percentage (min. 2 made) _____ .500 (2-4), Devin Gibson vs. Ohio State (2011)
 _____ Scott Smith vs. Illinois (1988)
 FT Made _____ 9, Melvin Johnson III vs. Alabama State (2011)
 FT Attempted _____ 13, Melvin Johnson III vs. Alabama State (2011)
 FT Percentage (min. 4 made) _____ .833 (5-6), Frank Hampton vs. Illinois (1988)

Team

Points _____ 72 vs. Illinois (1988)
 Rebounds _____ 40 vs. Alabama State (2011)
 Assists _____ 14 vs. Alabama State (2011)
 Most Turnovers _____ 19 vs. Stanford (2004)
 Fewest Turnovers _____ 10 vs. Illinois (1988)
 Steals _____ 8 vs. Connecticut (1999), vs. Stanford (2004)
 Blocks _____ 4 vs. Connecticut (1999)
 Fouls _____ 18 vs. Illinois (1988)
 FG Made _____ 25 vs. Illinois (1988), vs. Connecticut (1999)
 FG Attempted _____ 64 vs. Illinois (1988)
 Highest FG Percentage _____ .426 (23-54) vs. Alabama State (2011)
 Lowest FG Percentage _____ .238 (15-62) vs. Stanford (2004)
 3-PT. FG Made _____ 5 vs. Illinois (1988)
 3-PT. FG Attempted _____ 17 vs. Connecticut (1999), vs. Ohio State (2011)
 3-PT. FG Percentage _____ .313 (5-16) vs. Illinois (1988)
 FT Made _____ 20 vs. Alabama State (2011)
 FT Attempted _____ 30 vs. Alabama State (2011)
 FT Percentage _____ .857 (6-7) vs. Ohio State (2011)
 Most Points (1st half) _____ 48 vs. Alabama State (2011)
 Most Points (2nd half) _____ 41 vs. Illinois (1988)
 Largest Halftime lead _____ 27 (48-21) vs. Alabama State (2011)

Double-Doubles (1)

Jeromie Hill (14 points, 11 rebounds) _____ vs. Alabama State (2011)

UTSA's NCAA Tournament Coaching Records

Coach	Appearances (Years)	W-L
Tim Carter	2 (1999, 2004)	0-2
Brooks Thompson	1 (2011)	1-1
Ken Burmeister	1 (1988)	0-1

Postseason Tournament History

CollegInsider.com Postseason
Tournament [CIT] (1-1)

2018 First Round

Convocation Center - San Antonio, Texas
UTSA 76, Lamar 69

Quarterfinal Round

Convocation Center - San Antonio, Texas
Sam Houston State 76, UTSA 69

UTSA's CollegInsider.com Postseason Tournament [CIT] Records

Individual

Points _____ 18, Keaton Wallace vs. Sam Houston State (2018)
Rebounds _____ 8, Deon Lyle vs. Lamar (2018)
Assists _____ 6, Giovanni De Nicolao vs. Lamar (2018)
Steals _____ 3, George Willborn III and Giovanni De Nicolao vs. Sam Houston State (2018)
Blocks _____ 2, Kendell Ramlal vs. Lamar (2018)
Minutes _____ 35, Giovanni De Nicolao vs. Sam Houston State (2018)
FG Made _____ 7, Giovanni De Nicolao vs. Sam Houston State (2018)
FG Attempted _____ 13, Giovanni De Nicolao vs. Sam Houston State (2018)
_____ 13 Giovanni De Nicolao vs. Lamar (2018)
FG Percentage (min. 4 made) _____ .833 (5-6), Byron Frohnen vs. Lamar (2018)
3-PT. FG Made _____ 4, Deon Lyle vs. Lamar (2018)
3-PT. FG Attempted _____ 10, Deon Lyle vs. Lamar (2018)
3-PT. FG Percentage (min 2 made) ____ .600 (3-5), Giovanni De Nicolao vs. Sam Houston State (2018)
FT Made _____ 5, Nick Allen vs. Lamar (2018)
FT Attempted _____ 10, Nick Allen vs. Lamar (2018)
FT Percentage (min. 4 made) _____ .500 (5-10), Nick Allen vs. Lamar (2018)

Team

Points _____ 76 vs. Lamar (2018)
Rebounds _____ 36 vs. Lamar (2018)
Assists _____ 17 vs. Lamar (2018)
Most Turnovers _____ 15 vs. Sam Houston State (2018)
Fewest Turnovers _____ 8 vs. Lamar (2018)
Steals _____ 7 vs. Sam Houston State (2018)
Blocks _____ 3 vs. Lamar (2018), vs. Sam Houston State (2018)
Fouls _____ 22 vs. Sam Houston State (2018)
FG Made _____ 26 vs. Lamar (2018), vs. Sam Houston State (2018)
FG Attempted _____ 59 vs. Sam Houston State (2018)
Highest FG Percentage _____ .473 (26-55) vs. Lamar (2018)
Lowest FG Percentage _____ .441 (26-59) vs. Sam Houston State (2018)
3-PT. FG Made _____ 10 vs. Sam Houston State (2018)
3-PT. FG Attempted _____ 27 vs. Sam Houston State (2018)
3-PT. FG Percentage _____ .370 (10-27) vs. Sam Houston State (2018)
FT Made _____ 16 vs. Lamar (2018)
FT Attempted _____ 30 vs. Lamar (2018)
FT Percentage _____ .538 (7-13) vs. Sam Houston State (2018)
Most Points (1st half) _____ 37 vs. Sam Houston State (2018)
Most Points (2nd half) _____ 45 vs. Lamar (2018)
Largest Halftime lead _____ 9 vs. Sam Houston State (2018)

UTSA's CollegInsider.com Postseason Tournament [CIT] Coaching Records

Coach	Appearances (Years)	W-L
Steve Henson	1 (2018)	1-1

Milestone Games

Firsts

Game _____ Arkansas (L, 42-71), 11/30/81 (Hemisfair Arena)
 Game at Convocation Center _____ Sul Ross State, 12/11/81
 Victory _____ Sul Ross State (84-53), 12/11/81 (Convocation Center)
 Loss _____ Arkansas (42-71), 11/30/81 (Hemisfair Arena)
 Road Game _____ UTEP (L, 37-65), 12/3/81 (El Paso, Texas)
 Road Victory _____ Oklahoma City (62-59), 1/28/82 (Oklahoma City, Okla.)
 Overtime Game _____ Oklahoma City (W, 62-59), 1/28/82 (Oklahoma City, Okla.)
 Conference Game _____ Georgia Southern, 12/18/86 (Convocation Center)
 Conference Victory _____ Georgia Southern (W, 89-76), 12/18/86 (Convocation Center)
 Conference Road Game _____ Houston Baptist (L, 85-95), 1/3/87 (Houston, Texas)
 Conference Road Victory _____ UT Arlington (111-93), 1/12/87 (Arlington, Texas)
 Conference Tournament Game _____ UALR (L, 60-62), 3/5/87 (Little Rock, Ark.)
 Conference Tournament Victory _____ Stetson (78-74), 3/10/88 (Daytona Beach, Fla.)
 Conference Tournament Championship _____ 1988 Trans America Athletic Conference (Daytona Beach, Fla.)
 NCAA Tournament Game _____ Illinois (L, 72-81), 3/18/88 (Cincinnati, Ohio)
 NCAA Tournament Victory _____ Alabama State (70-61), 3/16/11 (Dayton, Ohio)
 CollegiateInsider.com Postseason Tournament Game _____ Lamar (W, 76-69), 3/14/18 (Convocation Center)
 CollegiateInsider.com Postseason Tournament Victory _____ Lamar (76-69), 3/14/18 (Convocation Center)

Game Milestones

100th Game _____ Prairie View A&M (L, 72-83), 1/22/86 (Prairie View, Texas)
 200th Game _____ Illinois (L, 72-81), 3/18/88 (Cincinnati, Ohio)
 300th Game _____ Louisiana-Monroe (W, 74-68), 1/16/92 (Monroe, La.)
 400th Game _____ Illinois (L, 80-83), 11/25/95 (Champaign, Ill.)
 500th Game _____ Northwestern State (W, 77-68), 2/6/99 (Natchitoches, La.)
 600th Game _____ St. Mary's (W, 81-67), 12/4/02 (Convocation Center)
 700th Game _____ Northwestern State (L, 59-70), 1/26/06 (Natchitoches, La.)
 800th Game _____ Sam Houston State (W, 83-74), 3/12/08 (Katy, Texas)
 900th Game _____ Holy Cross (W, 60-56), 11/10/12 (Norfolk, Va.)
 1,000th Game _____ Texas A&M-Corpus Christi (L, 79-85), 12/12/15 (Convocation Center)

Milestone Victories

First Victory _____ Sul Ross State (84-53), 12/11/81 (Convocation Center)
 100th Victory _____ UT Arlington (94-84), 11/28/88 (Arlington, Texas)
 200th Victory _____ Houston (85-83 OT), 2/2/95 (Convocation Center)
 300th Victory _____ Stephen F. Austin (65-59), 2/12/01 (Nacogdoches, Texas)
 400th Victory _____ East Central (136-68), 11/22/08 (Convocation Center)
 500th Victory _____ Southern Miss (77-57), 1/8/15 (Convocation Center)

Milestone Losses

First Loss _____ Arkansas (42-71), 11/30/81 (Hemisfair Arena)
 100th Loss _____ Mercer (77-78), 1/30/88 (Macon, Ga.)
 200th Loss _____ Northwestern State (59-77), 1/9/97 (Natchitoches, La.)
 300th Loss _____ Stephen F. Austin (60-69), 2/4/04 (Nacogdoches, Texas)
 400th Loss _____ Bowling Green (59-70), 12/30/10 (Bowling Green, Ohio)
 500th Loss _____ Louisiana Tech (75-85), 1/28/16 (Ruston, La.)

All-Time Series Results

Abilene Christian (1-0)

H: 1-0, A: 0-0, N: 0-0
11/26/96 hW 90-78

Alabama State (1-0)

H: 0-0, A: 0-0, N: 1-0
3/16/11 nW 70-61

Alaska-Fairbanks (0-1)

H: 0-0, A: 0-1, N: 0-0
11/20/03 al 48-66

Angelo State (6-1)

H: 6-1, A: 0-0, N: 0-0
12/21/92 hW 92-87
12/11/93 hW 85-75
12/6/94 hW 87-81
12/2/95 hW 93-91
11/23/96 hW 70-56
11/22/97 hl 64-70
11/19/05 hW 81-78

Arizona (1-1)

H: 0-0, L: 0-0, N: 1-1
11/28/82 nW 57-56
11/29/85 nL 49-62

Arizona State (1-1)

H: 0-0, A: 1-1, N: 0-0
12/5/91 al 62-87
12/18/94 aW (OT) 87-85

Arkansas (0-6)

H: 0-1, A: 0-4, N: 0-1
11/30/81 hl 42-71
12/2/82 al 59-78
12/18/84 al 67-74
12/12/07 al 42-67
1/4/14 al 71-104
12/15/19 nL 67-79

Arkansas State (0-1)

H: 0-0, A: 0-0, N: 0-1
12/12/86 nL 58-95

Austin College (2-0)

H: 2-0, A: 0-0, N: 0-0
12/14/81 hW 82-72
12/13/82 hW 92-65

Bakersfield (0-3)

H: 0-2, A: 0-1, N: 0-0
12/1/12 al 52-85
2/12/13 hl 52-61
12/18/13 hl 64-90

Baylor (4-5)

H: 2-2, A: 2-3, N: 0-0
12/5/81 al 44-57
12/4/82 hl 60-61
12/12/83 aW 79-70
1/2/85 hW 101-91
12/30/85 al 50-51
12/20/86 hW 85-83
11/25/91 al 73-79
12/19/92 hl 72-89
12/13/03 aW 53-45

Bethany [Kan.] (2-0)

H: 2-0, A: 0-0, N: 0-0
12/16/17 hW 95-67
12/17/18 hW 101-77

Biscayne (1-0)

H: 1-0, A: 0-0, N: 0-0
12/5/83 hW 69-62

Bowling Green (1-1)

H: 1-0, A: 0-1, N: 0-0
12/30/10 al 59-70
1/1/12 hW (OT) 86-79

Bradley (0-1)

H: 0-0, A: 0-0, N: 0-1
11/18/17 nL 69-71

BYU (0-1)

H: 0-0, A: 0-1, N: 0-0
11/21/12 al 62-81

Cal Poly (0-2)

H: 0-1, A: 0-1, N: 0-0
12/22/15 hl 73-88
12/1 al 47-59

Cal State Fullerton (2-3)

H: 1-1, A: 0-2, N: 1-0
12/17/83 al 65-83
12/5/84 hW 72-64
12/27/05 nW 88-76
11/22/06 hl 63-67
12/2/06 al 67-76

Cameron (6-0)

H: 6-0, A: 0-0, N: 0-0
11/23/05 hW 73-56
12/1/09 hW 73-42
11/19/10 hW 71-61
11/27/11 hW 76-48
12/31/13 hW 64-56
12/30/14 hW 79-68

Centenary (5-5)

H: 3-2, A: 2-3, N: 0-0
1/5/86 al (OT) 76-78
2/7/87 hW 81-78
1/9/88 al 74-75
2/13/88 hW 102-85
12/17/88 aW 101-74
3/2/89 hl 88-89
1/4/90 hl 116-121
2/3/90 aW 112-93
1/12/91 hW 118-97
2/9/91 al 105-116

Central Arkansas (4-3)

H: 3-0, A: 1-2, N: 0-1
1/11/07 al 49-59
1/17/08 hW 81-77
2/11/09 hW 88-79
2/10/10 al 64-72
3/2/11 hW 70-58
2/29/12 aW 73-60
11/23/15 nL 84-98

Charlotte (3-7)

H: 1-2, A: 1-2, N: 1-0
1/11/14 hW 85-77
2/14/15 hl 81-89
2/25/16 al (2OT) 108-114
3/2/17 hl 75-76
2/17/18 aW (OT) 97-89
1/24/19 hW 88-43
2/8/20 al 84-91
3/10/21 nW 72-62

Chico State (1-0)

H: 1-0, A: 0-0, N: 0-0
12/7/85 hW 75-63

Clemson (0-1)

H: 0-0, A: 0-1, N: 0-0
11/15/15 al 45-78

Coastal Carolina (0-1)

H: 0-0, A: 0-0, N: 0-1
11/17/17 nL 69-83

Colgate (2-0)

H: 1-0, A: 0-0, N: 1-0
12/1/90 nW 99-59
1/2/09 hW 76-66

Colorado (0-4)

H: 0-0, A: 0-4, N: 0-0
11/28/90 al 89-100
12/23/91 al 86-101
1/17/95 al 60-97
12/22/95 al 77-92

Colorado State (0-1)

H: 0-0, A: 0-1, N: 0-0
11/21/11 al 75-85

Colorado Christian (1-0)

H: 1-0, A: 0-0, N: 0-0
11/23/99 hW 92-72

Connecticut (0-1)

H: 0-0, A: 0-0, N: 0-1
3/11/99 nL 66-91

Creighton (0-2)

H: 0-0, A: 0-1, N: 0-1
11/30/90 nL 47-93
11/17/15 al 78-103

Delaware (0-1)

H: 0-0, A: 0-0, N: 0-1
11/9 nL 79-91

Denver (0-2)

H: 0-1, A: 0-1, N: 0-0
1/6/13 al 50-75
1/31/13 hl 57-71

DePaul (0-2)

H: 0-0, A: 0-2, N: 0-0
12/23/87 al 82-93
2/22/89 al 55-88

Drake (0-2)

H: 0-1, A: 0-1, 0-0
12/10/94 al 99-105
12/30/95 hl 86-94

East Carolina (0-2)

H: 0-0, A: 0-1, N: 0-1
2/8/14 al 71-81
3/11/14 nL 76-79

East Central (5-0)

H: 5-0, A: 0-0, 0-0
11/22/08 hW 136-68
11/18/09 hW 103-80
12/16/15 hW 75-61
12/29/16 hW 79-75
11/12/17 hW 92-59

Eastern Kentucky (0-1)

H: 0-0, A: 0-1, N: 0-0
11/25/09 al 72-74

Eastern Washington (1-0)

H: 1-0, A: 0-0, N: 0-0
2/18/84 hW 107-70

Elmhurst (1-0)

H: 1-0, A: 0-0, N: 0-0
1/3/04 hW 84-65

Evansville (0-1)

H: 0-0, A: 0-1, N: 0-0
11/17/10 al 73-77

Fairleigh Dickinson (1-0)

H: 0-0, A: 0-0, N: 1-0
11/24/09 nW 75-61

FIU (7-6)

H: 2-3, A: 4-2, N: 0-1
11/17/01 aW 75-65
2/13/14 hl 72-80
2/5/15 aW 74-63
3/11/15 nL 54-57
1/21/16 hl 56-72
2/13/16 al 65-79
1/14/17 hW 57-55
2/23/17 aW 69-67
1/11/18 hl 76-79
2/7/19 hW 100-67
1/4/20 al (OT) 83-90
2/5/21 aW 87-80
2/6/21 aW 90-47

Florida Atlantic (6-7)

H: 5-2, A: 1-4, N: 0-1
2/15/14 hW 66-56
2/7/15 aW 74-59
1/23/16 hl 71-86
2/11/16 al 73-79
3/8/16 nL 58-82
1/12/17 hW 68-63
2/25/17 al 66-73
1/13/18 hl 69-73
2/9/19 hW 86-74
1/2/20 al 64-79
2/27/20 al 71-80
2/12/21 hW 84-80
2/13/21 hW 86-75

FGCU (1-0)

H: 0-0, A: 0-0, N: 1-0
11/21/18 nW 76-65

All-Time Series Results

Fresno State (1-1)

H: 0-0, A: 0-1, N: 1-0
 11/22/11 nW 83-79
 11/16/16 al 66-69

Georgia Southern (7-4)

H: 4-1, A: 2-3, N: 1-0
 12/18/86 hW 89-76
 1/29/87 al 51-71
 1/2/88 hW 70-61
 2/4/88 aW 50-47
 3/12/88 nW (OT) 76-69
 1/19/89 hl 61-70
 2/18/89 al (2OT) 98-100
 12/20/89 aW 88-84
 3/1/90 hW 82-80
 1/24/91 al 87-94
 2/21/91 hW 87-79

Georgia State (8-7)

H: 6-1, A: 2-5, N: 0-1
 1/22/87 al 86-96
 2/26/87 hW 89-74
 1/28/88 al 65-87
 3/3/88 hW 91-83
 1/12/89 al 73-92
 2/11/89 hW 115-87
 1/11/90 aW 101-71
 2/10/90 hW 128-70
 1/31/91 hW 85-79
 2/28/91 aW 85-78
 3/6/91 nL 84-94
 12/15/07 al (OT) 71-76
 12/27/08 hW 60-48
 2/18/12 al 71-82
 12/22/13 hl 68-99

Gonzaga (0-2)

H: 0-0, A: 0-1, N: 0-1
 12/6/96 nL 61-87
 11/19/06 al 48-92

Grambling State (2-3)

H: 2-1, A: 0-2, N: 0-0
 12/22/84 hW 81-59
 1/4/86 hl 54-64
 2/3/86 al 67-72
 12/1/93 hW 84-69
 12/7/93 al 82-92

Hardin-Simmons (13-3)

H: 7-1, A: 6-2, N: 0-0
 2/22/82 hW 69-48
 1/27/83 aW 69-50
 1/23/84 hW 72-66
 2/20/84 aW 76-63
 1/28/85 hW 92-83
 2/18/85 aW 75-74
 2/24/86 al 61-76
 1/17/87 hW 109-95
 2/21/87 al 80-83
 1/23/88 aW 81-79
 2/27/88 hW 91-80
 1/28/89 aW 67-57
 2/25/89 hl 66-75
 1/20/90 hW 90-85
 2/17/90 aW 89-86
 11/9/07 hW 69-47

Hartford (2-1)

H: 1-0, A: 0-1, N: 1-0
 3/3/85 al (OT) 75-77

3/1/86 hW 60-59
 11/28/87 nW 79-76

Henderson State (1-0)

H: 1-0, A: 0-0, N: 0-0
 11/29/06 hW 55-36

Holy Cross (1-0)

H: 0-0, A: 0-0, N: 1-0
 11/10/12 nW 60-56

Houston (3-7)

H: 2-2, A: 1-5, N: 0-0
 12/12/81 al 69-105
 12/5/85 hl 59-104
 12/17/92 al 67-94
 2/2/94 hW (OT) 85-83
 11/29/95 hl 90-94
 11/30/96 al 49-69
 1/1/10 hW 83-82
 12/11/10 aW 68-63
 12/20/11 al 75-77
 11/14/13 al 62-80

Houston Baptist (5-5)

H: 2-3, A: 2-2, A: 1-0
 12/16/81 hl 51-57
 12/16/82 al (OT) 64-69
 1/3/87 al 85-95
 2/5/87 hl 83-88
 1/7/88 aW 60-50
 2/11/88 hW 80-63
 12/19/88 aW 65-53
 3/4/89 hl (OT) 84-88
 12/9/17 hW 87-71
 11/26/18 aW 86-82

Howard Payne (1-0)

H: 1-0, A: 0-0, N: 0-0
 12/10/89 hW 102-45

Huston-Tillotson (4-0)

H: 4-0, A: 0-0, N: 0-0
 12/5/87 hW 88-73
 11/12/10 hW 82-65
 12/4/13 hW 90-62
 11/14/14 hW 92-74

Idaho (1-1)

H: 1-0, A: 0-1, N: 0-0
 1/26/13 al 70-74
 2/28/13 hW 74-56

Idaho State (3-2)

H: 1-0, A: 0-1, N: 2-1
 12/10/96 hW 77-74
 12/21/96 al (2OT) 79-86
 12/7/02 nW 86-72
 11/22/02 nW (OT) 76-71
 11/23/03 nL 59-65

Illinois (0-2)

H: 0-0, A: 0-1, N: 0-1
 3/18/88 nL 72-81
 11/25/95 al 80-83

Illinois-Chicago (0-3)

H: 0-1, A: 0-2, N: 0-0
 11/21/00 al 75-91
 11/29/03 hl 47-73
 11/16/16 al 78-86

Illinois State (2-1)

H: 2-0, A: 0-1, N: 0-0
 12/17/00 al 87-95
 12/1/01 hW 89-82
 12/21/19 hW 89-70

Iowa (1-2)

H: 0-0, A: 1-2; N: 0-0
 11/26/05 al 46-79
 11/17/08 al 67-73
 11/15/09 aW 62-50

Jackson State (0-1)

H: 0-1, A: 0-0, N: 0-0
 12/11/05 hl 75-78

James Madison (1-0)

H: 0-0, A: 0-0, N: 1-0
 11/19/17 nW 90-77

Jarvis Christian (2-0)

H: 2-0, A: 0-0, N: 0-0
 11/29/86 hW 113-67
 1/25/12 hW 115-49

Kansas (0-1)

H: 0-0, A: 0-1, N: 0-0
 12/22/90 al 69-101

Kansas State (0-4)

H: 0-0, A: 0-4, N: 0-0
 11/23/91 al 65-103
 11/29/99 al 75-86
 11/18/00 al 55-71
 12/18/04 al 69-73

Lamar (16-19)

H: 10-9, A: 5-9, N: 1-1
 1/20/82 hl 47-74
 2/17/82 al 60-61
 11/26/82 nL 59-79
 1/24/83 hl 58-60
 1/10/84 al 51-75
 2/29/84 hl 73-86
 2/4/85 al 70-80
 2/22/86 hl 63-87
 1/2/99 al 60-79
 2/20/99 hW 75-65
 3/5/99 nW 77-63
 1/15/00 hW 82-58
 1/15/01 hW 95-65
 2/24/01 al 75-81
 12/20/02 hW 80-67
 1/31/02 aW 78-72
 1/9/03 hW 81-79
 2/13/03 aW 61-53
 1/28/04 aW (OT) 95-91
 3/3/04 hW 78-72
 2/5/05 al 68-85
 2/23/05 hl 83-88
 3/08/05 hl 83-91
 2/11/06 hl 70-77
 1/6/07 hl 59-71
 1/12/08 al 56-81
 1/31/09 aW 67-66
 2/28/09 hW 79-72
 1/30/10 hl 57-64
 2/27/10 aW 76-74
 2/5/11 hW 70-64
 2/4/12 al 66-80
 11/22/16 al 58-78
 3/14/18 hW 76-69
 12/22/20 hW 88-66

La Salle (0-1)

H: 0-0, A: 0-0, N: 0-1
 11/27/87 nL 51-74

Little Rock (5-11)

H: 3-3, A: 1-6, N: 1-2
 12/28/85 al 67-87
 2/19/86 hl 76-81
 1/8/87 hl 60-62
 2/12/87 al 73-81
 3/5/87 al 60-62
 1/14/88 hl 65-74
 2/18/88 al (OT) 70-75
 3/11/88 nW 101-75
 1/5/89 hW 74-73
 2/4/89 al 78-94
 3/7/89 nL 79-82
 1/27/90 hW 107-104
 2/24/90 al 84-87
 3/7/90 nL 83-99
 1/17/91 hW 90-84
 2/14/91 aW 83-74

Louisiana-Monroe (13-19)

H: 6-9, A: 7-7, N: 0-3
 1/16/92 aW 74-68
 2/15/92 hW 85-72
 3/8/92 nL 77-81
 1/23/93 al 66-86
 2/18/93 hl 80-85
 3/7/93 nL 66-80
 12/30/93 al 69-72
 2/7/94 hl 62-82
 1/28/95 al 65-83
 2/23/95 hW 66-54
 3/10/95 nL 76-78
 1/20/96 aW 75-61
 2/15/96 hW 73-71
 1/11/97 al 81-94
 1/30/97 hl 81-84
 1/5/98 aW 78-66
 2/21/98 hl 80-94
 12/30/98 hl 82-91
 2/4/99 aW 72-68
 1/22/00 al 71-85
 2/17/00 hl 85-92
 1/22/01 aW 76-62
 2/17/01 hl (OT) 104-107
 1/17/02 al 70-72
 2/8/02 hW 81-74
 3/6/02 hl 62-64
 1/4/03 aW 82-65
 2/8/03 hl 61-71
 2/12/04 hW 78-62
 1/6/04 aW 80-65
 1/14/06 hW 69-56
 1/28/06 al 68-77

Louisiana Tech (7-14)

H: 4-8, A: 2-6, N: 1-0
 2/20/82 hl 57-63
 1/17/83 al 48-58
 12/4/04 al 64-73
 12/12/04 hW 79-71
 1/12/13 hl 71-73
 2/7/13 al 49-74
 3/14/13 nW 73-67
 2/1/14 hl 72-87
 1/10/15 hl 72-84
 2/28/15 al 66-76
 1/28/16 al 75-85
 2/18/16 hl 74-87

All-Time Series Results

1/7/17	aW	69-68
2/11/17	hl	66-72
1/4/18	aW	78-76
2/24/18	hW	74-64
2/16/19	al	67-72
1/9/20	hW	89-73
1/15/21	al	66-77
1/16/21	al	66-82

Loyola-Chicago (0-2)

H: 0-1, A: 0-1, N: 0-0

11/25/14	hl	57-71
11/13/15	al	64-76

Maine (2-0)

H: 0-0, A: 0-0, N: 2-0

12/6/97	nW	97-69
11/16/01	nW	75-56

Marquette (0-1)

H: 0-0, A: 0-1, N: 0-0

11/23/02	al	68-80
----------	----	-------

Marshall (5-4)

H: 4-2, A: 1-1, N: 0-1

1/9/14	hW	90-81
1/22/15	aW	82-68
2/6/16	hl	91-109
1/26/17	al	71-92
2/1/18	hW	81-77
3/8/18	nL	81-95
2/2/19	aW (OT)	116-106
2/13/20	hW	72-63
3/7/20	hl	77-82

McMurry (5-1)

H: 5-1, A: 0-0, N: 0-0

12/19/81	hW	74-58
12/18/82	hW	92-65
12/28/07	hW	77-56
11/25/08	hW	80-55
1/3/10	hW	84-58
11/18/13	hl	71-73

McNeese State (23-18)

H: 13-6, A: 8-11, N: 2-1

1/6/82	al	64-76
2/10/82	hl	64-73
1/5/83	al	57-66
2/13/84	hW	83-66
1/9/92	hW	84-68
2/8/92	al	84-89
1/2/93	aW	71-70
2/8/93	hl	68-79
3/5/93	nW	77-68
1/20/94	al	61-73
2/19/94	hl	76-78
1/5/95	aW (OT)	92-81
2/4/95	hW	96-80
1/11/96	hW	80-76
2/10/96	al	83-89
1/4/97	hW	78-75
2/6/97	al	84-98
1/19/98	aW	84-70
2/7/98	hW	72-57
1/4/99	aW	79-69
1/28/99	hW	89-80
1/13/00	hW	93-65
2/26/00	aW	96-79
12/28/00	aW	70-66
2/3/01	hl	79-89
12/29/01	al	62-71

1/10/02	hW	81-73
1/18/03	hl	51-66
2/20/03	al	66-72
2/7/04	hW	93-81
1/20/05	aW	80-75
1/7/06	al	74-78
2/9/06	hW	100-75
2/22/07	al	57-63
2/27/08	hl	53-74
1/10/09	hW	58-49
1/9/10	aW	78-69
2/16/11	hW	65-61
3/12/11	nW	75-72
2/15/12	al	54-58
3/7/12	nL (OT)	74-78

Memphis (0-1)

H: 0-0, A: 0-1, N: 0-0

12/20/93	al	72-78
----------	----	-------

Mercer (8-3)

H: 5-0, A: 2-3, N: 1-0

1/24/87	al	77-88
2/28/87	hW	84-71
1/30/88	al	77-78
3/5/88	hW	108-85
1/14/89	al	72-77
2/9/89	hW	80-78
1/13/90	aW	71-52
2/8/90	hW	87-71
2/2/91	hW	87-68
3/2/91	aW	91-63
3/5/91	nW	77-55

Middle Tennessee (1-7)

H: 1-2, A: 0-4, N: 0-1

1/18/14	al	58-80
1/29/15	hW	69-58
1/9/16	al	71-79
2/2/17	hl	59-69
3/9/17	nL	70-86
1/25/18	al	75-51
1/17/19	al	86-89
2/1/20	hl	80-83

Midwestern State (3-0)

H: 3-0, L: 0-0, N: 0-0

2/22/83	hW	80-63
12/20/83	hW	59-57
11/18/97	hW	85-78

Minnesota (0-1)

H: 0-0, A: 0-1, N: 0-0

12/14/92	al	75-93
----------	----	-------

Mississippi State (0-1)

H: 0-0, A: 0-1, N: 0-0

12/4/12	al	42-53
---------	----	-------

Missouri (0-1)

H: 0-0, A: 0-0, N: 0-1

12/2/85	nL	47-80
---------	----	-------

Missouri State (1-1)

H: 0-0, A: 1-1, N: 0-0

12/5/97	al	54-90
12/8/01	aW (OT)	76-71

Morgan State (0-1)

H: 0-0, A: 0-0, N: 0-1

11/9/12	nL	59-71
---------	----	-------

Murray State (0-3)

H: 0-1, A: 0-1, N: 0-1

12/29/89	nL (OT)	101-107
12/1/04	al	58-69
12/3/05	hl (OT)	79-89

Navy (1-1)

H: 0-0, A: 0-1, N: 1-0

11/17/07	nW	77-67
12/2/08	al	65-78

Nebraska (0-6)

H: 0-0, A: 0-6, N: 0-0

11/27/93	al	85-96
12/3/96	al	76-79
11/29/97	al	59-68
11/28/01	al	63-81
12/1/02	al	53-69
12/20/17	al	94-104

New Mexico State (1-4)

H: 1-1, A: 0-2, N: 0-1

12/29/03	nL	53-62
1/3/05	hW (OT)	81-74
12/20/05	al	72-74
1/3/13	al	62-82
2/2/13	hl	62-75

New Orleans (2-6)

H: 2-2, A: 0-4, N: 0-0

1/21/83	hl	71-84
2/26/83	al	62-75
2/22/84	hW	88-77
3/3/84	al	49-68
1/9/85	hW	60-54
2/23/85	al	65-67
1/27/86	hl	69-87
2/17/86	al	62-90

Nicholls (27-19)

H: 15-5, A: 9-12, N: 3-2

2/1/82	hW	87-63
2/27/82	al	75-77
1/12/83	al	68-82
2/12/83	hl	54-58
12/20/85	nL	53-56
12/13/86	nW	78-66
12/16/89	aW	88-67
12/17/90	hW	108-89
1/11/92	hW	89-73
2/6/92	al	65-77
1/4/93	al	61-80
3/1/93	hl	80-93
3/6/93	nW	86-67
1/22/94	al	76-82
2/17/94	hW	85-80
3/4/94	nL	89-101
1/7/95	al	86-100
2/2/95	hl	73-91
1/13/96	hW	83-66
2/8/96	aW	64-60
1/2/97	hW	83-72
2/8/97	al	101-108
1/17/98	al	78-82
1/14/99	aW	78-68
2/13/99	hl (2OT)	99-104
2/10/00	al	57-59
1/6/01	al	59-67
3/1/01	hW	73-66
1/5/02	hW	93-65
2/23/02	aW	73-51
2/1/03	aW (OT)	83-81

3/7/03	hW	79-60
1/17/04	aW (OT)	83-79
1/31/04	hW	83-67
1/14/05	hW	79-69
2/17/05	aW	83-78
2/2/06	hW	67-50
2/10/07	hl (OT)	54-65
2/16/08	aW	54-52
1/14/09	aW	62-55
3/13/09	nW	57-55
1/13/10	hW	64-59
2/19/11	al	52-54
1/4/12	hW	91-50
2/23/13	hW	76-58
11/26/13	al	73-79

North Texas (12-17)

H: 8-8, A: 4-8, N: 0-1

1/25/82	al	66-78
1/14/84	hW	94-57
1/31/85	al	72-73
2/11/85	hW	97-69
2/1/86	hl	66-72
2/27/86	al	58-75
12/8/88	aW	81-73
1/4/92	aW	67-57
3/2/92	hW	80-77
1/30/92	hW	100-74
2/25/93	al (OT)	89-94
1/29/94	hW	88-85
2/24/94	al	76-80
1/9/95	hl	69-73
3/4/95	aW	87-80
1/22/96	hl (OT)	59-62
3/2/96	al	55-75
3/8/96	nL	71-80
2/27/14	hl	62-71
1/4/15	aW	71-61
3/7/15	hW	69-68
1/1/16	hl	66-70
2/18/17	al	73-83
12/30/17	hl	71-72
3/1/18	al	62-80
1/12/19	hW	76-74
1/23/20	al	78-98
1/8/21	hl	70-77
1/9/21	hW	77-69

Northern Arizona (1-1)

H: 0-1, A: 1-0, N: 0-0

11/9/13	hl	63-74
12/3/14	aW (OT)	88-83

Northwestern State (24-16)

H: 16-3, A: 7-12, N: 1-1

1/18/92	aW	94-77
2/13/92	hW (OT)	104-99
1/21/93	aW	105-99
2/20/93	hl	108-117
12/28/93	al	69-72
2/28/94	hW	87-79
1/26/95	al	65-74
2/25/95	hW	91-81
3/6/95	hW	89-78
1/18/96	aW	62-56
2/17/96	hW	95-84
1/9/97	al	59-77
2/1/97	hW	89-64
1/3/98	al	60-68
2/19/98	hW	79-78
1/30/99	hW	60-53
2/6/99	aW	77-68

All-Time Series Results

1/20/00	al	55-57
2/19/00	hW	73-70
1/20/01	aW	81-74
2/15/01	hW	84-74
3/8/01	nL	73-86
1/19/02	al	86-88
2/10/02	hW	77-67
1/2/03	al	67-76
2/6/03	hL	63-73
1/24/04	hW (OT)	84-82
2/28/04	aW	80-72
1/8/05	al	66-71
1/22/05	hW	86-78
1/26/06	al	59-70
3/3/06	hL	64-85
3/7/06	al	61-75
1/13/07	al	62-82
1/19/08	hW (OT)	81-78
2/25/09	al	74-77
2/24/10	hW	88-74
1/19/11	aW	63-58
3/9/11	nW	97-96
1/18/12	hW	80-62

Oakland (0-1)

H: 0-0, A: 0-0, N: 0-1
 11/9 nL 62-75

Ohio State (0-1)

H: 0-0, A: 0-0, N: 0-1
 3/18/11 nL 46-75

Oklahoma (0-6)

H: 0-1, A: 0-5, N: 0-0
 12/28/83 al 72-112
 12/9/95 al 75-107
 12/4/17 al 85-97
 11/12/18 hL 57-87
 11/5/19 al 67-85
 12/3/20 al 66-105

Oklahoma City (2-1)

H: 1-0, A: 1-1, N: 0-0
 1/28/82 aW (OT) 62-59
 2/7/83 hW 50-45
 12/29/83 al 58-75

Oklahoma Panhandle State (1-0)

H: 1-0, A: 0-0, N: 0-0
 1/24/11 hW 71-50

Oklahoma State (0-10)

H: 0-0, A: 0-10, N: 0-0
 12/4/99 al 66-87
 1/3/01 al 63-88
 12/3/03 al 53-83
 12/30/06 al 47-84
 1/2/08 al 61-73
 11/14/08 al 57-76
 12/5/09 al 55-61
 1/3/11 al 63-79
 11/16/11 al (OT) 85-90
 11/14/18 al 60-82

Old Dominion (5-5)

H: 3-1, A: 2-4, N: 0-0
 11/11/12 aW 79-70
 2/6/14 al 61-69
 2/12/15 hW 72-67
 2/27/16 al 56-78
 3/4/17 hW 73-55
 2/15/18 al 62-100
 1/26/19 hW 74-73

2/28/19	hL	64-65
2/6/20	aW (OT)	85-81
3/4/20	al	59-84

Oral Roberts (1-2)

H: 0-1, A: 0-1, N: 1-0
 1/23/95 al 75-77
 2/6/95 hL 62-75
 11/15/11 nW 78-77

Oregon (0-1)

H: 0-0, A: 0-1, N: 0-0
 11/29/12 al 78-95

Oregon State (0-3)

H: 0-0, A: 0-2, N: 0-1
 11/13/16 al 64-72
 12/18/19 nL 78-88
 12/16/20 al 61-73

Ottawa [Ariz.] (1-0)

H: 1-0, A: 0-0, N: 0-0
 11/30/17 hW 125-64

Ouachita Baptist (1-0)

H: 1-0, A: 0-0, N: 0-0
 11/15/98 hW 79-48

Our Lady of the Lake (2-0)

H: 2-0, A: 0-0, N: 0-0
 12/28/19 hW 99-64
 12/20/20 hW 102-70

Paul Quinn (1-0)

H: 1-0, A: 0-0, N: 0-0
 11/26/07 hW 93-79

Pepperdine (1-1)

H: 0-1, A: 1-0, N: 0-0
 12/4/10 aW 86-81
 11/26/11 hL (OT) 64-70

Prairie View A&M (5-2)

H: 4-1, A: 1-1, N: 0-0
 1/25/84 hW 111-66
 12/15/84 aW 69-58
 2/20/85 hW 74-69
 1/22/86 al 72-83
 2/13/86 hW (OT) 78-72
 11/19/16 hW 69-59
 11/30/19 hL 72-79

Presbyterian (0-1)

H: 0-1, A: 0-0, N: 0-0
 11/25/83 hL 54-55

Rice (10-7)

H: 6-1, A: 4-6, N: 0-0
 1/12/82 al 51-83
 3/3/83 hW 58-51
 12/1/83 aW 72-56
 12/10/84 hW 80-65
 12/5/86 al 63-84
 12/4/08 aW 78-75
 1/30/14 hW 89-76
 1/2/15 al 52-67
 3/5/15 hL 74-76
 1/3/16 hW 85-80
 2/16/17 al 68-80
 12/28/17 hW 79-66
 3/3/18 aW 79-60
 1/10/19 hW 95-79

1/25/20	aW	90-88
1/1/21	al	86-95
1/2/21	al	69-84

Sacramento State (1-0)

H: 0-0, A: 1-0, N: 0-0
 12/7/96 aW 68-54

St. Bonaventure (1-0)

H: 0-0, A: 0-0, N: 1-0
 12/28/05 nW 76-55

St. Mary's (9-3)

H: 1-0, A: 0-0, N: 8-3
 2/6/84 nW 69-61
 1/21/85 nL 81-88
 1/13/86 nW 76-67
 1/26/87 nL 55-68
 1/20/88 nW (OT) 84-74
 1/24/89 nW 58-48
 12/12/89 nW 79-52
 1/18/90 nW 63-58
 1/21/91 nL 46-65
 12/7/91 nW 62-52
 11/25/00 hW 61-55
 12/4/02 nW 81-67

Sam Houston State (23-21)

H: 10-11, A: 10-10, N: 3-0
 2/28/85 hW 88-78
 2/1/92 hW 83-59
 2/27/92 aW 76-63
 1/9/93 hW 80-78
 2/4/93 aW 71-65
 1/16/94 hW 72-67
 2/10/94 al (OT) 88-97
 1/12/95 hL 75-80
 2/11/95 aW 75-61
 1/6/96 aW 81-78
 2/12/96 hW 88-77
 3/6/96 nW 60-58
 1/16/97 hL 60-63
 2/27/97 aW 74-60
 1/24/98 hW 77-59
 2/2/98 aW 69-68
 2/18/99 al (OT) 90-92
 12/28/99 aW 61-59
 2/5/00 hW 75-72
 1/13/01 hL 81-84
 2/26/01 al 77-87
 12/22/01 hW 90-74
 2-2-02 aW (OT) 82-75
 1/11/03 hL 65-82
 2/15/03 al 50-72
 2/14/04 aW 68-65
 2/3/05 hL 56-72
 1/19/06 hL 63-71
 2/25/06 al 87-90
 2/1/07 al 64-76
 3/1/07 hL 61-73
 2/6/08 hL 54-70
 3/5/08 al 37-68
 2/4/09 hL (2OT) 86-89
 2/21/09 al 67-89
 3/12/09 nW 83-74
 2/3/10 al 67-73
 2/20/10 hW (OT) 91-90
 1/8/11 hL 59-62
 1/29/11 al 67-88
 3/10/11 nW 79-70
 1/8/12 aW 62-60
 1/28/12 hW 78-66
 3/22/18 hL 69-76

Samford (11-2)

H: 5-1, A: 5-1, N: 1-0
 1/10/87 hW 87-67

2/14/87	aW	76-75
1/16/88	hW	84-61
2/20/88	aW	80-59
1/7/89	hW	73-45
2/2/89	al	53-56
1/25/90	hW	87-81
2/22/90	aW	92-90
3-6-90	nW	98-85
1/19/91	hW	106-63
2/16/91	aW	99-85
12/20/10	hL	73-74
12/5/11	aW	74-52

San Diego (1-1)

H: 1-0, A: 0-1, N: 0-0
 11/26/06 hW 64-49
 12/22/07 al 54-69

San Francisco (0-1)

H: 0-0, A: 0-0, N: 0-1
 12/30/03 nL 69-70

San Jose State (2-2)

H: 1-1, A: 0-1, N: 1-0
 11/30/10 hW 72-63
 11/30/11 al 66-72
 12/31/12 hL 67-80
 3/12/13 nW 67-49

Schreiner (3-0)

H: 3-0, A: 0-0, N: 0-0
 12/19/87 hW 97-69
 11/25/88 hW 112-74
 12/1/92 hW 101-82

Seattle U (1-1)

H: 0-1, A: 1-0, N: 0-0
 1/24/13 aW 78-75
 3/2/13 hL 37-53

SMU (2-2)

H: 1-1, A: 1-1, N: 0-0
 1/9/90 al 86-88
 12/30/91 hW 80-60
 12/1/07 hL 56-62
 12/29/08 aW 80-75

Southern Illinois (0-1)

H: 0-0, A: 0-0, N: 0-1
 11/8 nL 60-72

Southeastern Louisiana (15-13)

H: 9-5, A: 6-8, N: 0-0
 2/6/82 hW 84-65
 2/25/82 al 64-70
 2/5/83 hL 45-51
 2/28/83 al 48-56
 2/5/98 hW 85-78
 1/16/99 aW 97-87
 2/11/99 hW 83-59
 1/6/00 hL 86-90
 2/12/00 aW 55-49
 1/8/01 al 45-54
 3/3/01 hW 74-66
 1/3/02 hW 75-54
 2/21/02 aW 64-50
 1/30/03 al 53-72
 3/5/03 hW 80-69
 1/15/04 al 68-78
 3/5/04 hW 106-86
 3/10/04 aW 87-85
 1/29/05 hL 54-63

All-Time Series Results

2/12/05	al	66-69
1/5/06	al	68-72
2/4/06	hl	82-95
2/8/07	hl	57-64
2/14/08	aW	61-57
2/7/09	aW	66-61
2/6/10	hW	64-57
2/9/11	al	73-79
2/8/12	hW	59-51

Southeastern Oklahoma State (1-0)
H: 1-0, A: 0-0, N: 0-0
12/10/16 hW 88-69

Southwestern Adventist (1-0)
H: 1-0, A: 0-0, N: 0-0
3/4/21 hW 123-43

Southern California (0-1)
H: 0-0, A: 0-1, N: 0-0
12/15/83 al 68-84

Southern Miss (7-7)
H: 7-0, A: 0-7, N: 0-0

2/20/14	al	56-85
1/8/15	hW	77-57
2/26/15	al	66-70
1/30/16	al	70-86
2/20/16	hW	74-53
1/5/17	al	59-77
2/9/17	hW	57-51
1/6/18	al	83-93
2/22/18	hW	64-56
2/14/19	al	71-78
3/9/19	al	48-81
1/11/20	hW	80-70
1/22/21	hW	70-64
1/23/21	h	78-72

Southern Utah (1-1)
H: 0-1, A: 1-0, N: 0-0
11/30/14 hl 92-93
11/21/15 aW 82-79

Stanford (0-1)
H: 0-0, A: 0-0, N: 0-1
3/18/04 nl 45-71

St. Edward's (0-1)
H: 0-1, A: 0-0, N: 0-0
11/7/18 hl 76-77

Stephen F. Austin (23-17)
H: 14-6, A: 9-9, N: 0-2

1/30/92	hW (OT)	88-86
2/29/92	aW	65-64
1/7/93	hW	77-64
2/6/93	al	71-80
1/14/94	hW	81-60
2/12/94	aW	66-65
1/14/95	hW	96-83
2/9/95	aW	88-84
1/4/96	al	82-99
2/3/96	hW	75-71
1/18/97	hl (OT)	105-111
3/1/97	al	53-72
1/8/98	hW	99-65
2/12/98	al	75-78
1/9/99	hW	84-80
1/8/00	aW	70-52
1/27/00	hW	74-73
12/9/00	hW	71-61

2/12/01	aW	65-59
1/26/02	hW	84-75
2/26/02	al	62-73
1/22/03	hl	66-77
2/26/03	al	45-76
2/4/04	al	60-69
3/12/04	hW	74-70
3/1/05	hW	69-65
1/21/06	aW	76-67
2/23/06	hW	71-68
2/3/07	hW	48-45
3/3/07	aW	54-49
2/9/08	al	39-60
3/8/08	hl	52-58
3/13/08	nl	60-71
3/7/09	hl	62-66
3/15/09	nl	57-68
3/6/10	aW	65-63
1/15/11	hl	59-68
2/12/11	al	66-70
1/14/12	aW	59-52
2/11/12	hl	51-59

South Dakota State (0-1)
H: 0-0, A: 0-0, N: 0-1
11/20/18 nl 79-99

Stetson (8-5)
H: 3-3, A: 4-2, N: 1-0

1/18/85	hW (OT)	93-91
2/8/86	al	64-68
1/31/87	al	75-79
2/17/87	hl	69-80
1/4/88	hW	81-62
2/6/88	aW (OT)	74-72
3/10/88	nW	78-74
1/21/89	hl	78-82
2/16/89	aW (2OT)	95-88
12/18/89	aW	90-74
3/3/90	hl	83-87
1/26/91	aW	103-87
2/23/91	hW	87-80

Sul Ross State (4-0)
H: 4-0, A: 0-0, N: 0-0
12/11/81 hW 84-53
12/6/82 hW 90-75
12/15/03 hW 100-71
12/4/20 hW 91-62

Syracuse (0-2)
H: 0-0, A: 0-2, N: 0-0
12/21/87 al 84-108
12/12/92 al 78-104

TCU (3-9)
H: 1-4, A: 2-5, N: 0-0
12/22/81 al 51-55
11/29/82 hl 56-65
12/3/83 aW 67-64
12/8/84 hW (OT) 76-74
12/3/88 hl 68-72
11/27/89 aW 74-64
12/6/99 al 80-100
12/2/00 hl 80-91
12/15/02 al 85-91
12/6/06 hl 46-62
12/27/06 al 51-63
12/20/14 al 57-88

Texas (0-7)
H: 0-1, A: 0-6, N: 0-0

12/9/89	al	86-89
1/5/94	hl	69-91
12/5/95	al	98-110
11/28/00	al	51-70
12/29/04	al	82-100
11/12/07	al	37-58
12/8/15	al	50-116

Texas A&M (1-1)
H: 0-1, A: 1-0, N: 0-0
12/15/02 aW 80-75
12/18/03 hl 49-62

Texas A&M-Commerce (1-0)
H: 1-0, A: 0-0, N: 0-0
12/16/91 hW 81-52

Texas A&M-Corpus Christi (13-12)
H: 8-5, A: 5-6, N: 0-1
11/27/99 hW 95-80
12/9/99 al 75-80
11/30/05 hl 59-77
1/2/06 al (OT) 83-91
1/28/07 hl 63-78
2/24/07 al 59-75
2/2/08 al 61-73
3/1/08 hW 65-51
1/24/09 al 66-80
2/18/09 hW 73-66
1/23/10 hl (OT) 62-66
2/17/10 aW 57-56
3/10/10 nl 66-78
1/12/11 aW 55-47
2/23/11 hW 71-62
1/11/12 hl 49-50
2/22/12 aW (OT) 86-82
12/21/12 aW 75-45
11/23/13 hW 87-76
12/15/14 aW 73-60
12/12/15 hl 79-85
12/18/16 al 69-73
11/24/17 hW 72-58
12/20/18 aW 64-50
12/3/19 hW 89-67

Texas A&M-Kingsville (4-2)
H: 4-2, A: 0-0, N: 0-0
11/29/84 hW 94-87
12/14/85 hl 57-70
11/30/91 hW 99-75
12/9/93 hW 88-66
11/30/94 hW 97-75
12/20/96 hl 85-88

Texas A&M International (2-0)
H: 2-0, A: 0-0, N: 0-0
11/28/04 hW 86-68
11/10/06 hW 50-46

Texas College (2-0)
H: 2-0, A: 0-0, N: 0-0
11/22/98 hW 91-78
11/20/99 hW 84-72

Texas Lutheran (1-0)
H: 1-0, A: 0-0, N: 0-0
11/24/04 hW 68-52

Texas Southern (3-2)
H: 2-0, A: 0-1, N: 1-1
12/6/86 nW 91-80
12/21/91 hW 99-72

12/5/92	al	85-104
11/28/09	hW	79-57
11/25/15	nl	80-91

Texas State (36-25)
H 17-14.; A: 17-11, N: 2-0
2/9/85 hW 83-76
2/26/85 aW 94-77
1/11/86 al 62-69
3/6/86 hW 94-73
12/8/89 nW 97-78
11/24/90 hW 132-97
1/5/91 aW 77-61
1/25/92 aW 70-68
2/22/92 hW 82-66
1/16/93 hW 83-74
2/13/93 aW 67-65
1/8/94 hl (OT) 66-75
2/5/94 al 62-79
1/21/95 hW 69-59
2/18/95 aW (OT) 86-82
1/27/96 hW 65-42
2/24/96 aW 75-59
1/25/97 hl 85-100
2/15/97 al (OT) 78-86
1/29/98 aW (OT) 64-63
2/26/98 hl 65-76
1/23/99 aW 60-56
2/27/99 hl 77-91
3/6/99 nW 71-63
1/29/00 hW (OT) 90-86
3/4/00 hl 69-77
3/7/00 hl 86-88
1/27/01 hW 77-69
2/19/01 aW (OT) 90-85
3/6/01 hW 71-69
2/16/02 hl 68-81
3/2/02 al 59-70
3/4/02 hW 99-83
1/25/03 al 76-85
2/24/03 hW 83-73
1/21/04 hl 73-74
2/25/04 aW 69-66
3/8/04 hW 78-73
2/9/05 hW 88-69
3/4/05 aW 81-76
2/18/06 al 68-85
1/20/07 al 63-67
2/17/07 hl 65-77
1/26/08 hl 73-79
2/23/08 aW (OT) 103-96
1/28/09 hW 86-76
3/4/09 al 66-80
1/27/10 al 62-76
3/3/10 hl 76-83
1/22/11 hW 88-84
2/26/11 al 80-82
1/21/12 aW 80-75
2/25/12 hl 52-66
1/19/13 hl (OT) 78-81
2/16/13 aW 73-62
11/22/14 hW 80-67
12/2/15 al 53-76
11/25/16 hW 63-48
11/15/17 aW 79-78
12/1/18 hl 68-69
12/7/19 aW 77-71

Texas Tech (1-6)
H: 0-1, A: 1-5, N: 0-0
12/7/81 hl 51-57

All-Time Series Results

12/10/82 ___ aW ___ 69-67
 12/1/84 ___ al ___ 49-71
 12/17/96 ___ al ___ 51-99
 11/19/98 ___ al ___ 78-87
 11/29/13 ___ al ___ 64-94
 12/7/16 ___ al ___ 50-87

Texas Wesleyan (3-0)

H: 3-0, A: 0-0, N: 0-0
 12/9/06 ___ hW ___ 64-60
 12/19/07 ___ hW ___ 70-54
 1/5/09 ___ hW ___ 98-67

Trinity (1-0)

H: 1-0, A: 0-0, N: 0-0
 12/5/88 ___ hW ___ 93-53

Troy (3-1)

H: 2-0, A: 1-1, N: 0-0
 11/28/98 ___ hW ___ 83-72
 12/18/99 ___ al ___ 74-88
 11/22/10 ___ hW ___ 81-70
 12/22/11 ___ aW ___ 76-70

Tulane (0-3)

H: 0-1, A: 0-2, N: 0-0
 1/2/82 ___ hl ___ 64-71
 2/17/83 ___ al ___ 62-90
 2/22/14 ___ al ___ 56-68

Tulsa (0-6)

H: 0-0, A: 0-6, N: 0-0
 12/3/94 ___ al ___ 57-77
 11/24/98 ___ al ___ 68-81
 12/1/99 ___ al ___ 59-76
 12/23/10 ___ al ___ 67-92
 3/2/14 ___ al ___ (OT) 70-72
 11/28/17 ___ al ___ 96-100

UAB (5-7)

H: 5-3, A: 0-3, N: 0-1
 1/16/14 ___ al ___ 65-78
 1/31/15 ___ hl ___ 57-65
 1/7/16 ___ al ___ 82-104
 2/4/17 ___ hW ___ 82-67
 1/27/18 ___ aW ___ 82-70
 1/19/19 ___ al ___ 73-83
 3/3/19 ___ hW ___ 76-70
 1/30/20 ___ hl ___ 68-76
 3/1/20 ___ hW ___ 66-59
 3/11/20 ___ nl ___ 69-74
 2/26/21 ___ hl ___ 57-64
 2/27/21 ___ hW ___ 96-79

UC Irvine (1-1)

H: 0-0, A: 0-0, N: 1-0
 11/23/09 ___ nW ___ 66-56
 11/19/18 ___ nl ___ 56-65

UC Riverside (1-2)

H: 1-1, A: 0-1, N: 0-0
 11/26/85 ___ hW ___ 60-58
 12/2/10 ___ al ___ 75-82
 12/28/11 ___ hl ___ 65-70

UMKC (4-0)

H: 2-0, A: 2-0, N: 0-0
 11/22/97 ___ hW ___ 82-81
 12/16/98 ___ aW ___ 85-83
 11/29/07 ___ hW ___ 73-61
 12/22/08 ___ aW ___ 76-72

UNC Wilmington (0-2)

H: 0-1, A: 0-1, N: 0-0
 11/26/02 ___ hl ___ 52-66
 12/21/02 ___ al ___ 60-91

USC Upstate (1-1)

H: 1-0, A: 0-1, N: 0-0
 11/17/12 ___ hW ___ 67-59
 12/8/12 ___ al ___ 77-88

U.S. International (1-0)

H: 1-0, A: 0-0, N: 0-0
 1/7/84 ___ hW ___ 76-64

Utah (0-1)

H: 0-0, A: 0-1, N: 0-0
 12/29/09 ___ al ___ 47-69

Utah State (0-3)

H: 0-1, A: 0-2, N: 0-0
 12/29/12 ___ hl ___ 67-71
 3/9/13 ___ al ___ 51-71
 11/18 ___ nl ___ 50-82

Utah Valley (1-3)

H: 1-1, A: 0-2, N: 0-0
 12/19/15 ___ hl ___ 78-83
 12/3/16 ___ al ___ 71-75
 12/21/16 ___ hW ___ 66-60
 12/2/17 ___ al ___ 80-88

UT Arlington (35-31)

H: 20-12, A: 15-17, N: 0-2
 1/4/82 ___ hl ___ 69-77
 1/14/82 ___ al ___ 69-75
 1/3/83 ___ aW ___ 68-64
 2/14/83 ___ hl ___ 77-78
 1/16/84 ___ aW ___ 76-65
 1/30/84 ___ hW ___ 89-74
 1/5/85 ___ al ___ 81-82
 1/26/85 ___ hW ___ 81-62
 1/8/86 ___ al ___ 67-77
 2/6/86 ___ hl ___ 65-84
 12/3/86 ___ hW ___ 90-81
 1/12/87 ___ aW ___ 111-93
 12/12/87 ___ hW ___ 95-74
 1/18/88 ___ aW ___ (OT) 79-72
 11/28/88 ___ aW ___ 94-84
 12/22/88 ___ hW ___ 78-66
 11/24/89 ___ hW ___ 85-65
 12/4/89 ___ al ___ 66-80
 12/6/90 ___ aW ___ 105-90
 12/12/90 ___ hW ___ 103-83
 1/2/92 ___ al ___ 78-83
 2/10/92 ___ hW ___ 89-52
 3/7/92 ___ hW ___ 94-75
 1/28/93 ___ hW ___ 84-66
 2/27/93 ___ aW ___ (OT) 98-96
 1/27/94 ___ hW ___ 84-68
 2/26/94 ___ aW ___ 95-91
 12/30/94 ___ hW ___ 87-67
 3/2/95 ___ al ___ 58-80
 2/19/96 ___ hl ___ 73-94
 2/29/96 ___ al ___ 68-70
 1/21/97 ___ al ___ 61-69
 2/22/97 ___ hl ___ 71-78
 1/10/98 ___ hl ___ 67-72
 2/14/98 ___ aW ___ 83-70
 3/4/98 ___ nl ___ 52-56
 1/7/99 ___ hW ___ 83-77
 2/25/99 ___ al ___ 70-75
 12/30/99 ___ aW ___ 75-73
 2/3/00 ___ hW ___ 96-77

12/7/00 ___ aW ___ 75-64
 2/10/01 ___ hl ___ (OT) 77-86
 1/24/02 ___ hl ___ 91-95
 2/4/02 ___ aW ___ 92-84
 12/28/02 ___ al ___ 59-71
 3/1/03 ___ hl ___ 60-68
 1/10/04 ___ al ___ 64-85
 2/18/04 ___ hl ___ 73-79
 2/19/05 ___ aW ___ 79-72
 2/26/05 ___ hW ___ 96-78
 2/16/06 ___ aW ___ 74-71
 1/22/07 ___ hW ___ 72-64
 2/15/07 ___ al ___ 52-81
 1/23/08 ___ al ___ 50-56
 2/20/08 ___ hW ___ 80-72
 1/17/09 ___ hl ___ (2OT) 97-100
 2/14/09 ___ al ___ 82-84
 1/16/10 ___ al ___ 66-72
 2/13/10 ___ hW ___ 63-61
 2/2/11 ___ hW ___ 70-62
 3/5/11 ___ aW ___ 68-63
 2/1/12 ___ al ___ 66-67
 3/3/12 ___ hW ___ 97-88
 1/10/13 ___ hl ___ 67-75
 2/9/13 ___ al ___ 63-68
 3/15/13 ___ nl ___ 53-69

UT Permian Basin (2-1)

H: 2-1, A: 0-0, N: 0-0
 11/27/20 ___ hW ___ 97-71
 11/29/15 ___ hl ___ 85-90
 12/15/19 ___ hW ___ 98-55

UTEP (10-12)

H: 6-3, A: 3-9, N: 1-0
 12/3/81 ___ al ___ 37-65
 1/10/83 ___ hl ___ 50-52
 12/13/97 ___ al ___ 62-71
 12/1/98 ___ al ___ 61-78
 11/11/11 ___ aW ___ 73-64
 1/25/14 ___ al ___ 62-81
 3/6/14 ___ hl ___ 51-61
 1/17/15 ___ hl ___ 55-73
 2/21/15 ___ al ___ 62-69
 1/16/16 ___ hW ___ 71-67
 3/5/16 ___ al ___ 74-81
 1/1/17 ___ hW ___ 67-55
 1/21/17 ___ al ___ 39-59
 1/20/18 ___ hW ___ 65-61
 2/10/18 ___ aW ___ 63-59
 3/7/18 ___ nW ___ 71-58
 1/3/19 ___ hW ___ 75-60
 1/5/19 ___ aW ___ 67-63
 1/15/20 ___ al ___ (OT) 77-80
 1/18/20 ___ hW ___ 86-70
 1/28/21 ___ hW ___ 86-79
 1/30/21 ___ al ___ 51-69

UTRGV (13-11)

H: 6-5, A: 7-5, N: 0-1
 1/28/84 ___ aW ___ 68-67
 2/25/84 ___ hW ___ 75-68
 1/19/85 ___ hl ___ 70-79
 1/24/85 ___ aW ___ 60-59
 1/25/86 ___ hl ___ (OT) 71-84
 11/26/90 ___ aW ___ 96-78
 12/19/90 ___ hW ___ 101-78
 12/9/97 ___ hW ___ 96-67
 12/18/97 ___ aW ___ 96-67
 12/6/03 ___ hl ___ (OT) 86-83
 1/17/05 ___ al ___ 78-90
 12/6/05 ___ hW ___ 101-81
 11/12/06 ___ nl ___ 54-64
 12/20/06 ___ al ___ 64-69
 1/8/08 ___ al ___ 63-71

12/18/08 ___ al ___ 72-74
 1/21/09 ___ hW ___ 83-72
 12/7/09 ___ hW ___ 84-58
 12/18/09 ___ aW ___ 72-48
 11/21/13 ___ hl ___ 55-70
 12/7/13 ___ aW ___ 72-65
 11/17/14 ___ hl ___ 62-63
 1/12/15 ___ aW ___ 68-43
 11/28/20 ___ al ___ 64-81

UT-Tyler (2-0)

H: 2-0, A: 0-0, N: 0-0
 12/21/03 ___ hW ___ 95-60
 11/21/04 ___ hW ___ 84-56

Villanova (0-1)

H: 0-0, A: 0-0, N: 0-1
 11/30/85 ___ nL ___ 56-67

Virginia Military Institute (1-0)

H: 0-0, A: 0-0, N: 1-0
 11/22/03 ___ nW ___ 68-52

Wabash (1-0)

H: 1-0, A: 0-0, N: 0-0
 1/9/82 ___ hW ___ 76-67

Washington State (0-2)

H: 0-0, A: 0-2, N: 0-0
 11/17/06 ___ al ___ 44-67
 12/6/14 ___ al ___ 71-91

Western Kentucky (3-6)

H: 1-2, A: 1-3, N: 1-1
 1/24/15 ___ al ___ 74-83
 2/4/16 ___ hl ___ 71-83
 1/28/17 ___ al ___ 66-81
 3/8/17 ___ nW ___ 56-52
 2/3/18 ___ hW ___ 74-63
 1/31/19 ___ al ___ (OT) 88-96
 2/2/19 ___ aW ___ (OT) 81-76
 2/15/20 ___ hl ___ (OT) 73-77
 3/11/21 ___ nl ___ 67-80

West Texas A&M (3-2)

H: 2-0, A: 1-1, N: 0-1
 1/5/84 ___ aW ___ 70-68
 2/27/84 ___ hW ___ 95-88
 1/14/85 ___ al ___ 76-78
 2/16/85 ___ hW ___ 61-55
 12/21/85 ___ nl ___ 60-63

Western New Mexico (1-0)

H: 1-0, A: 0-0, N: 0-0
 12/29/92 ___ hW ___ 81-64

Wichita State (0-2)

H: 0-0, A: 0-2, N: 0-0
 12/5/98 ___ al ___ 73-82
 12/21/04 ___ al ___ 79-84

Wiley College (1-0)

H: 10, A: 0-0, N: 0-0
 11/22 ___ hW ___ 90-68

Wisconsin-Milwaukee (2-0)

H: 1-0, A: 1-0, N: 0-0
 12/30/96 ___ hW ___ 82-76
 12/30/97 ___ aW ___ 78-77

Honor Roll

ALL-AMERICANS

Honorable Mention (AP)

LeRoy Hurd — 2004

McEverett Powers — 2002

NABC

District Coach of the Year

Steve Henson — 2018 (District 11)

All-District First Team

Jhivvan Jackson - 2019, 2020 (District 11)

Keaton Wallace - 2019 (District 11)

Devin Gibson — 2011 (District 23)

All-District Second Team

Jeromie Hill — 2012 (District 23)

Keaton Wallace - 2020 (District 11)

USBWA

All-District First Team

Jhivvan Jackson - 2019, 2020, 2021 (District 11)

LeRoy Hurd - 2004 (District 11)

NATIONAL FRESHMAN AWARDS

Mid-Major Freshman All-American

(collegeinsider.com)

Devin Gibson — 2008

Jeromie Hill — 2011

(collegehoops.net)

Devin Gibson — 2008

NCAA STATISTICAL CHAMPION

Steals Per Game

Devin Gibson — 2008



Devin Gibson was named 2011 Southland Conference Tournament MVP after guiding the Roadrunners to the league crown.

CONFERENCE USA

POSTSEASON HONORS

Coach of the Year

Steve Henson — 2018

Sixth Man of the Year

Deon Lyle — 2018

Freshman of the Year

Jhivvan Jackson — 2018

ALL-CONFERENCE USA

First Team

Jeromie Hill — 2015

Jhivvan Jackson — 2019, 2020, 2021

Second Team

Jhivvan Jackson — 2018

Keaton Wallace — 2019, 2020, 2021

All-Freshman

Byron Frohnen — 2017

Jhivvan Jackson — 2018

Keaton Wallace — 2018

Player of the Week

Jhivvan Jackson — 8 times

Dec. 31, 2018; Jan. 14, 2019; Feb. 4, 2019; Dec. 16, 2019; Dec. 23, 2019, Jan. 13, 2020, Feb. 10, 2020; Feb. 15, 2021

Keaton Wallace — 3 times

Feb. 4, 2019; Feb. 11, 2019, March 1, 2021

Jeromie Hill — 1 time

Jan. 26, 2015

Keon Lewis — 1 time

Feb. 16, 2015

Kaj-Bjorn Sherman — 1 time

Feb. 9, 2015

Freshman of the Week

Byron Frohnen — 3 times

Nov. 21, 2016; Dec. 26, 2016;

Jan. 30, 2017

Jhivvan Jackson — 7 times

Nov. 20, 2017; Dec. 26, 2017; Jan. 2, 2018;

Jan. 8, 2018; Jan. 29, 2018; Feb. 5, 2018;

Feb. 19, 2018

Giovanni De Nicolao — 1 time

Jan. 9, 2017

Keaton Wallace — 3 times

Nov. 13, 2017; Dec. 4, 2017; Dec. 11, 2017

ALL-WESTERN ATHLETIC CONFERENCE

Third Team

Michael Hale III — 2013

Player of the Week

Michael Hale III — 1 time

Nov. 12, 2012

SOUTHLAND CONFERENCE

POSTSEASON HONORS

Player of the Year

Roderic Hall — 1998

LeRoy Hurd — 2004

McEverett Powers — 2002

Coach of the Year

Tim Carter — 1999

Freshman of the Year

Kurt Attaway — 2004

Devin Brown — 1999

Devin Gibson — 2008

Jeromie Hill — 2011

Melvin Johnson III — 2010

Newcomer of the Year

Marlon Anderson — 1995

Roderic Hall — 1997

LeRoy Hurd — 2003

ALL-SOUTHLAND CONFERENCE

First Team

Marlon Anderson — 1995, '96

Devin Brown — 2000, '01, '02

Ronnie Ellison — 1992

Devin Gibson — 2011

Roderic Hall — 1998

LeRoy Hurd — 2004

McEverett Powers — 2002

Second Team

Devin Brown — 1999

Devin Gibson — 2008, '10

Jeromie Hill — 2012

Keith Horne — 1992

LeRoy Hurd — 2003

John Millsap — 2005

Andre Owens — 2006

Leon Watson — 1998

Lloyd Williams — 2000

Third Team

Travis Gabbidon — 2009

Devin Gibson — 2009

Melvin Johnson III — 2012

Leon Watson — 2000

Honorable Mention

Kannon Burrage — 2012

Jeromie Hill — 2011

Melvin Johnson III — 2011

Omar Johnson — 2009, '10

Morris Smith IV — 2010

Southland Tournament MVP

Devin Gibson — 2011

LeRoy Hurd — 2004

Steve Meyer — 1999

Honor Roll

ALL-SOUTHLAND TOURNAMENT

Marlon Anderson — 1996
 Kurt Attaway — 2004
 Devin Brown — 2001, '02
 Ronnie Ellison — 1992
 Mike Ferguson — 1993
 Devin Gibson — 2009, '11
 Jeromie Hill — 2011
 LeRoy Hurd — 2004
 Shawn Jamison — 1992
 Steve Meyer — 1999
 Leon Watson — 1999

TRANS AMERICA ATHLETIC CONFERENCE (TAAC) POSTSEASON HONORS

Newcomer of the Year
 1988 — Frank Hampton

ALL-TAAC

First Team
 Ronnie Ellison — 1991
 Frank Hampton — 1988
 Keith Horne — 1991
 Bruce Wheatley — 1990

Second Team

Eric Cooper — 1989
 Darryl Eaton — 1990
 Keith Horne — 1990
 Dion Pettus — 1989

TAAC TOURNAMENT MVP

Frank Hampton — 1988

ALL-TAAC TOURNAMENT

Eric Cooper — 1988
 Frank Hampton — 1988
 Keith Horne — 1991

ACADEMIC AWARDS

ESPN The Magazine/CoSIDA Academic All-American
 McEverett Powers (2nd Team) — 2002

ESPN The Magazine/CoSIDA

Academic All-District VI
 McEverett Powers (1st Team) — 2002
 Kurt Attaway (1st Team) — 2006
 Kurt Attaway — 2007

I-AAA Scholar-Athlete Team

Devin Gibson — 2010

Southland Conference

Student-Athlete of the Year
 Kurt Attaway — 2005, '06
 Devin Gibson — 2010, '11
 Jeromie Hill — 2012

Southland Conference


All-Academic
 Kurt Attaway — 2005, '06, '07
 Devin Gibson — 2009, '10, '11
 Jeromie Hill — 2012
 Igor Nujic — 2012
 Joey Shank — 2009

Western Athletic Conference

All-Academic
 Jeromie Hill — 2013



Jhivvan Jackson was named Conference USA Freshman of the Year in 2017-18. Jackson won three consecutive scoring titles in the league, the first player in conference history to accomplish that feat.



Steve Henson was named the 2017-18 NABC District 11 Coach of the Year after leading the Roadrunners to a 20-15 overall record, including an 11-7 Conference USA mark.

Conference Championship Teams



1988 TRANS AMERICA ATHLETIC CONFERENCE TOURNAMENT CHAMPIONS
 22-9 Overall Record • 13-5 TAAC Record
 defeated Georgia Southern, 76-69 (OT),
 to win TAAC Tournament



1999 SOUTHLAND CONFERENCE TOURNAMENT CHAMPIONS
 18-11 Overall Record • 12-6 SLC Record
 defeated Texas State, 71-63, to win SLC
 Tournament



1990-91 TRANS AMERICA ATHLETIC CONFERENCE REGULAR SEASON CHAMPIONS
 21-8 Overall Record • 12-2 TAAC Record



2003-04 SOUTHLAND CONFERENCE REGULAR SEASON CHAMPIONS & 2004 SOUTHLAND CONFERENCE TOURNAMENT CHAMPIONS
 19-14 Overall Record • 11-5 SLC Record
 defeated Stephen F. Austin, 74-70, to win SLC



1991-92 SOUTHLAND CONFERENCE REGULAR SEASON CHAMPIONS
 21-8 Overall Record • 15-3 SLC Record



2011 SOUTHLAND CONFERENCE TOURNAMENT CHAMPIONS
 20-14 Overall Record • 9-7 SLC Record
 defeated McNeese State, 75-72, to win SLC
 Tournament

Roadrunners in Professional Basketball

Isaiah Allen (2006-08)

- Texas Fuel (ABA) 2008-11
- Munich (Eurobasket Summer)

Nick Allen (2015-18)

- BKG Prima SE (Hungary) 2019-21

Marlon Anderson (1994-96)

- Rio Claro (Brazil-Paulista)
- COC Ribeirao Preto (Brazil-BNL)
- Flamengo (Brazil-Carioca)
- Paschoalotto (Brazil-Paulista) — 2000-01

Ryan Bowie (2014-16)

- Sioux Falls Skyforce (NBADL) — 2016-17

Devin Brown (1998-2002)

- Salina Cagerz (USBL) — 2002
- Fayetteville Patriots (NBADL) — 2002-03
- Denver Nuggets — 2002-03
- San Antonio Spurs — 2002-2005
- Utah Jazz — 2005-06
- Golden State Warriors — 2006
- New Orleans Hornets — 2006-07; 2008-09; 2009-10

- Cleveland Cavaliers — 2007-08
- Chicago Bulls — 2008-09; 2009-10

- Asseco Prokam (Poland) — 2011
- Erie Bay Hawks (NBADL) — 2011-12

Kannon Burrage (2011-13)

- Grosuplje (Slovenia) — 2013-14
- Falcons Bball (Philippines) — 2015-16

Giovanni de Nicolao (2016-19)

- Fortitudo Agrigento (Italy) — 2019-21

Rick Doyle (1982-84)

- Detroit Pistons — 1984 (Fifth Round)
- Lyon (France)
- Pau Orthez (France)
- Paris (France)

Ronnie Ellison (1989-92)

- Munich (Eurobasket Summer)

Terry Fields (2008-10)

- Georgia Gwizzlies (ABA) — 2013-17

Andrew Francis (2006-08)

- GIE Maile Matrix (UBA)
- Marietta Storm (WBA)
- Rio De Janeiro (Eurobasket Summer)
- Moncton Miracles (NBL-Canada) — 2011-12
- Oshawa Power (NBL-Canada) — 2012
- Saint John Mill Rats (NBL-Canada) — 2012

Stephen Franklin (2010-12)

- Bupa Luxol (Malta) — 2012

Richie Frohlich (2008-10)

- VFL Stade (Germany) — 2010
- Cuxhaven BasCats (Germany) — 2010-11
- Uni-Riesen Leipzig (Germany) — 2011-12
- BG Topstar Leifershofen (Germany) — 2012
- BBC Magdeburg (Germany) — 2013-14
- Stade (Germany) — 2014-17

Anthony Fuqua (2003-05)

- Austin Toros (NBADL) — 2005-08
- Albuquerque (NBADL) — 2008
- Bravos Piedras Negras (Mexico) — 2008
- Vermont Frost Heaves (PBL) — 2009
- BCM U Pitesti (Romania-A)
- Huracanes de Tampico (Mexico LNBP) — 2010-11
- Kinmen Kaoliang Liquor (Taiwan-SBL)
- Hamamatsu P. (Japan) — 2012
- Huracanes De Tampico (Mexico-LNBP) — 2013-14
- Guaiqueries (Venezuela) — 2016

Travis Gabbidon (2007-09)

- Albury Wodonga Bandits (Australia ABA) — 2010
- Al Jahraa (Kuwait D1) — 2010
- Club 9 De Julio Rio Tercero (Argentina) — 2010
- Tijuana Zonkeys (Mexico) — 2011
- Kiev (Eurobasket Summer) — 2012

- Guerreros (Mexico LNBP) — 2012
- Villaduarde Callero (Dominican Republic) — 2013
- Al Shaab (United Arab Emirates) — 2014-16

Derrick Gervin (1982-85)

- Philadelphia 76ers — 1985 (Fourth Round)
- New Jersey Nets — 1989-91
- Hapoel Emek (Israel)
- San Mig Coffee (Philippines)
- Maccabi Kiryat Motzkin (Israel)
- Detroit Panthers (PBL)

Devin Gibson (2007-11)

- San Antonio Spurs (Training Camp) — 2011
- Fraport Skyliners Frankfurt (Germany-BBL) — 2012
- BC Kalev/Cramo Tallinn (Estonia-Alexela KML) — 2013-14
- Vechta (Germany) — 2015-16

Dwain Hall (2003-07)

- Kebs de Laval (Canada-NBL)
- Felix Perez Cardozo (Paraguay) — 2008

Justin Harbert (2003-05)

- Rockford Fury (PBL) — 2008

Jeromie Hill (2010-15)

- Sydney Kings (Australia) — 2015-17

Keith Horne (1988-92)

- San Marcos Slam (XBL)

Antoine Howard (1996-97)

- South Dakota Gold (IBA)
- Den Haag (Holland-D4)

LeRoy Hurd (2002-04)

- ESPE Chalons (France) — 2004
- Portland Reign (ABA) — 2004-05
- Columbus Riverdragons (NBADL) — 2005-06
- Premiata (Italy) — 2005-06
- Siviglia Wear (Italy) — 2006-07
- Julie News Napoli (Italy C) — 2007-08
- Scavolini Pesaro (Italy) — 2007-09
- SAIE3 Bologna (Italy A) — 2009-10
- Al Kuwait SC (Kuwait-D1) — 2010
- Al Ahli Dubai (UAE-D1) — 2011, 2013
- Anibal Zahle (Lebanon A) — 2012
- CSU Sibiu (Romania) — 2014-15

Shawn Jamison (1991-92)

- Harlem Globetrotters — "Thunderbird"

Melvin Johnson III (2009-12)

- Delaware 87ers (NBADL) — 2014-15
- Reno Bighorns (NBADL) — 2015
- Raptors 905 (NBADL) — 2015-16
- Texas Legends (NBADL) — 2016
- Maine Red Claws (NBADL) — 2016
- Grand Rapids Drive (NBADL) — 2016

Omar Johnson (2008-10)

- BSW Sixers (Germany) — 2011-12

James Joseph (2000-02)

- Zorros Morelia (Mexico LNBP)
- Halcones Uv Xalapa (Mexico LNBP) — 2003

Edrico McGregor (2011-13)

- Martigny (Switzerland) — 2014-16
- BBC Nyon (Switzerland) — 2016-17

Steve Meyer (1996-99)

- San Antonio Bombers (XBL) — 2001

John Millsap (2003-05)

- Utah Jazz Summer League
- Monar Bar (Serbia) — 2005-06
- Utah Eagles (CBA) — 2006-07
- Butte Daredevils (CBA) — 2006-07
- Bucaneros de Campeche — 2009-10
- Caciques De Humacao (Puerto Rico-BSN) — 2010
- Sioux Falls Skyforce (NBADL) — 2011
- Pioneros de Quintana (Mexico LNBP) — 2011-12
- Guaros De Lara (Venezuela-LPB) — 2011-13
- Lanus (Argentina) — 2015-16

Reggie Minniweather (1998-02)

- Dallas Diesel (UMBL) — 2003



Keaton Wallace suited up for the Grizzlies in NBA's 2021 Summer League.

Andre Owens (2004-06)

- SVD Dortmund 49ers (Germany) — 2007
- Augusta Groove (PBL) — 2008
- Metro Lightning (UBL) — 2011

Mahcoe Parker (1999-01)

- Porto Vecchio (France-NM3)
- AS Cherbourg (France-NM2)
- Drapeau Fougeres (France-NM3)

Kaj-Bjorn Sherman (2013-15)

- Lucentum Alicante (Spain) — 2015-16
- Samic ISB (Spain) — 2016-17

Melvin Smith (2006-08)

- Texas Fuel (ABA) — 2011-12

Morris Smith IV (2008-10)

- Tokyo, Lugano (Eurobasket Summer) — 2012

Rodney Smith (1992-94)

- Overseas

Keith Spencer (2006-08)

- Aris Leeuwarden (Holland) — 2008-10
- North Dallas Vandals (ABA) — 2011-13

Chris Thompson (2005-06)

- Al Arabi (Kuwait-D1)
- Al Ahli (Oman-D1) — 2011

Juan Valdez (2000-03)

- Indios de la UAC Juarez (Mexico) — 2011-12

Alex Vouyoukas (2010-12)

- VAP Kolossos Rodou (Greece-A1) — 2012
- Ikaros Kallitheas (Greece-A1) — 2013
- Ionikos Nikaia (Greece) — 2016-17

Keaton Wallace (2017-21)

- Memphis Grizzlies Summer League — 2021
- Agua Caliente Clippers (NBA G League) — 2021

Robert Wallace (1982-85)

- Harlem Globetrotters — "Skywalker"

Leon Watson (1996-00)

- Belize National Team (Belize)
- San Antonio Bombers (XBL)
- Dakota Wizards (NBADL)
- Metro Lightning (UBL) — 2011

Michael White (2010-11)

- Falcons Bball (Philippines) — 2015-16

Retired Jerseys

DEVIN BROWN

Former UTSA star Devin Brown played eight seasons in the NBA, where he scored 3,352 points in 465 career games. After ending his career at UTSA in 2002 as the program's all-time leading scorer, Brown went undrafted and was signed by the San Antonio Spurs on Sept. 30, 2002. He was the co-Rookie of the Year in the United States Basketball League in 2002 and the Player and Rookie of the Year in the National Basketball Developmental League in 2003.

Brown broke into the league in 2002-03, playing 10 combined games with the Spurs and Denver Nuggets. He then played two full seasons for the Spurs, winning an NBA World Championship in 2005. During the summer of 2005, he signed as a free agent with the Utah Jazz and averaged 7.5 points and 2.6 rebounds per game during the 2005-06 season.

Brown was traded to the Golden State Warriors in July 2006 and waived. In December 2006, he signed on with the New Orleans Hornets for the 2006-07 season. Playing in 58 games — including 49 starts — the former South San Antonio West Campus High School star averaged 11.6 points, 4.3 rebounds and 2.6 assists per contest. Brown signed with the Cleveland Cavaliers in September 2007 and averaged 7.5 points, 3.4 rebounds and 2.2 assists per game in 78 contests, helping the squad advance to the Eastern Conference Semifinal Round of the NBA Playoffs. Brown re-signed with the Hornets in August 2008 and averaged 5.2 points per contest during the 2008-09 season. Brown played in 39 games for the Hornets in 2009-10 before appearing in 11 for Chicago following a midseason trade.



RETIRED JERSEYS

Devin Brown (23) and Derrick Gervin (30) are the only two UTSA players to have their jersey retired.

DERRICK GERVIN

Derrick Gervin, younger brother of NBA Hall of Famer George "Iceman" Gervin, starred at UTSA for three seasons (1982-85) and became UTSA's second-ever NBA Draft Pick when he was selected by the Philadelphia 76ers in the fourth round of the 1985 Draft.

Gervin played two seasons for the New Jersey Nets in 1989-91, averaging 8.8 points and 2.3 rebounds per game for his career.

A native of Detroit, Mich., Gervin had his jersey retired by UTSA on March 3, 2006.



All-Time Letterwinners

PLAYER	YEARS	PTS	REB	PLAYER	YEARS	PTS	REB
Addo-Ankrah, Isaiah	2020-P	11	2	Czumbel, Erik	2019-P	236	99
Agusi, Devon	2013-14	366	92	Dade, Antoine	2007-08	80	103
Akotaobi, Ike	1999-03	673	193	Davis, E.B.	2007-08	17	5
Alade, Bola	2016-17	24	12	Decker, Thatcher	1990-91	25	15
Allen, Chris	2008-10	191	68	DeShay, Mike	1992-93	9	0
Allen, Isaiah	2006-08	526	143	De Nicolao, Giovanni	2016-19	823	346
Allen, Nick	2015-19	899	563	Donlon, Abe	2004-06	308	235
Alley Jr., Cedrick	2020-P	150	105	Dotson-Lara, Cody	2007-08	0	3
Alp Aksu, Ömer	2015-16	0	0	Doyle, Rick	1982-84	614	347
Amshey, Mark	1990-91	0	0	Durbon, Gary	1987-89	46	11
Anderson, Marlon	1994-96	1,150	365	Durden, Roger	1984-86	86	79
Attaway, Kurt	2003-07	661	281	Eaton, Darryl	1989-91	805	157
Bakare, Kalif	2010-11	9	9	Ellison, Ronnie	1989-92	1,284	336
Baker, Joe	1985-87	79	73	Escheik, Mateo	2019-20	2	0
Banks, Marcus	1994-96	74	42	Faulkner, Tim	1985-90	710	442
Barnes, Todd	1986-88	481	148	Ferguson, Mike	1991-93	521	254
Barisic, Luka	2019-20	284	141	Fields, Terry	2008-10	342	221
Bell, Robert	2000-02	127	95	Flansburg, Jon	2005-07	30	36
Benford, Keith	2013-14	11	2	Flores, Tyler	2014-15	3	0
Bernard, Gabe	2005-06	178	57	Ford, Phoenix	2019-P	47	71
Beverly, Jeff	2016-17	522	194	Francis, Andrew	2006-08	228	168
Billingsley, Nick	2015-17	241	75	Franklin, Stephen	2010-13	460	289
Bior, Atem	2019-20	308	288	Frohnen, Byron	2016-20	863	911
Black, Larry	1989-90	5	0	Frohlich, Richie	2008-10	87	76
Bofinger, Lachlan	2020-P	54	54	Fuqua, Anthony	2003-05	426	339
Bonney, Josh	2008-10	287	227	Gabbidon, Travis	2007-09	598	287
Bowie, Ryan	2014-16	965	386	Gabrish, Tim	1982-84	73	75
Bragg, Mike	1987-89	174	121	Gallaher, Tony	1982-83	124	39
Briggs, Raymond	2001-03	471	257	Gamboa, Peter	1997-98	0	0
Brown, Bernard	1984-86	301	209	Gasporra, A.J.	2008-09	37	5
Brown, Devin	1998-02	1,922	751	Gervin, Derrick	1982-85	1,691	684
Brownlee, Keary	2001-03	48	24	Gibson, Devin	2007-11	1,681	484
Burrage, Kannon	2011-13	984	264	Glover, Tim	1992-94	473	152
Bynum, Tamir	2017-18	17	3	Germany, Jacob	2019-P	438	296
Byrd, Kyle	2005-06	129	59	Gray, Mike	1981-82	113	53
Carraway, Glenn	1981-83	112	124	Green, Mike	1991-93	539	185
Carroll, Jeffrey	1997-98	11	16	Greer, Orrin	2007-08	40	14
Carter, Tom	1985-86	24	20	Grimes, Mike	1990-91	9	7
Chime, Philip	1994-95	242	158	Hale III, Michael	2011-13	774	177
Christiansen, Cory	1993-94	15	25	Hall, Dwain	2003-07	134	145
Christansen, Jeff	1981-83	264	68	Hall, Roderic	1996-98	835	211
Clay, Joe	1981-82	16	6	Hampton, Frank	1986-88	1,067	452
Clemens, Mike	1997-98	106	53	Hampton, Victor	1981-82	20	10
Cockrell, A.J.	2015-16	107	69	Harbert, Justin	2003-05	643	184
Cole, Micheal	1994-96	161	111	Harbin, Tyrone	1985-86	204	123
Cole, Sammie	2002-04	326	89	Harris, J.R.	2015-17	392	9
Cooper, Eric	1987-89	883	161	Harvey, Ed	1999-00	133	61
Cunningham, Vince	1983-85	387	79	Havens, Jon	1999-03	670	264

All-Time Letterwinners

PLAYER	YEARS	PTS	REB	PLAYER	YEARS	PTS	REB
Haynes, Calvin	1983-87	1,143	467	Martin, Grant	1987-89	244	199
Hellums, Knox	2018-19	135	57	Martinez, Manuel	1992-93	0	3
Herbert, Terrance	1998-99	10	5	Mason, Mike	1989-90	403	49
Heyland, Gary	1984-87	160	70	Massie, Kyle	2015-18	16	6
Hill, Jeromie	2010-15	1,674	842	Matthews, George	2013-15	149	92
Hines, Jeremy	2012-13	6	3	Mattison, Josh	2000-01	65	25
Horne, Keith	1988-92	1,459	373	Mayberry, Tank	2012-13	10	18
House, Troy	1990-91	60	12	McCoy, Adam	2004-05	29	5
Howard, Antoine	1996-97	230	72	McGee, Clarence	1987-88	442	272
Hurd, LeRoy	2002-04	1,027	440	McGregor, Edrico	2012-14	351	313
Iyaye, Adokiye	2019-20	186	51	McKoin, Scott	1981-85	347	218
Ivory, Preston	1988-91	729	299	Meyer, Steve	1996-99	1,001	296
Ivany, Chip	2009-10	2	6	Mendiola, Max	1998-99	0	0
Ivy, Robert	2002-04	126	76	Millsap, John	2003-05	566	307
Ivy-Curry, Jordan	2020-P	186	72	Minnieweather, Reggie	1998-02	950	517
Jabbar, Artan	2020-P	6	4	Montgomery, Danny	1993-94	74	24
Jackson, Derrick	1996-97	172	107	Montgomery, Marcus	1994-95	163	93
Jackson, Jhivvan	2017-P21	2,551	497	Moore, Chris	1988-89	44	24
Jackson, Leslie	2008-10	103	148	Moore, Kelvin	1981-82	61	36
Jamison, Shawn	1991-92	292	177	Moore, Lennell	1986-88	548	346
Jenson, Byron	1988-90	189	172	Moore, Trey	2013-14	0	1
Johnson, Chuck	1984-86	106	46	Morris, Kevin	1983-87	78	85
Johnson, Cody	1994-96	621	350	Mosely, Jamal	1995-96	20	4
Johnson, Jon	1991-93	229	122	Mumford, Dennis	1981-82	309	152
Johnson III, Melvin	2009-12	1,113	268	Newsom, Willie	1989-91	236	167
Johnson, Omar	2008-10	729	165	Nini, Troy	1985-86	8	2
Jones, Damont	1999-00	5	0	Nujic, Igor	2010-12	217	106
Jones, Ken	1981-83	321	239	O'Brien, Lucas	2013-17	507	297
Jones, Phillip	2013-15	342	297	Ode, David	1996-98	18	21
Jones, Sheldon	1994-97	446	131	Ojougboh, Nkem	2005-06	190	97
Jones, Terrence	1996-99	67	59	Olajuwon, Afis	1991-94	763	316
Joseph, James	2000-02	541	264	Olajuwon, Taju	1989-92	676	461
Joyner, Todd	1984-85	4	4	Olympio, Edwin	2014-15	4	5
Karrer, Austin	2014-18	242	316	Oswald, Tom	1992-96	504	370
Kelly, Arvesta	1993-94	78	60	Otis, Dezon	2006-08	51	26
Kennedy, Shani	1995-96	111	110	Owens, Andre	2004-06	793	275
Kenney, Vern	1981-82	44	33	Panzica, Tony	1986-87	20	12
King, Mike	1993-94	71	67	Parker, Mahcoe	1999-01	373	286
Knowles, Tim	1986-88	141	147	Parscale, Brad	1996-97	26	26
Kubiszyn, Jack	1983-84	17	6	Parrish, Eric	2020-21	163	104
Lewis, Keon	2013-15	801	140	Paye, Sei	2008-12	359	176
Lewis Jr., Larry	2014-15	108	28	Payne, Gary	1983-86	200	35
Littles, Gino	2014-17	417	214	Peavy, David	1991-92	6	3
Lockyer, Kent	1982-83	2	2	Pendleton, Juston	1997-98	105	74
Ludwick, JohnMark	2007-08	181	62	Permenter, Russ	2007-08	43	21
Lyle, Deon	2017-18	395	129	Peters, James	2004-06	0	1
Macklin, Joseph	1999-00	3	0	Pettus, Dion	1985-89	883	327
Maiden, Tim	2005-07	43	25	Pickens, Mike	1981-82	275	85
				Pines, Jeff	1997-98	0	0

All-Time Letterwinners

PLAYER	YEARS	PTS	REB	PLAYER	YEARS	PTS	REB
Plummer, Christian	2019-20	7	1	Valdez, Juan	2000-03	241	182
Posey, Rapheal	2003-05	713	240	Van Ry, Toby	2017-19	51	63
Pottinger, Khalil	2000-01	0	0	Vouyoukas, Alex	2010-12	211	138
Powell, Michael	2002-03	2	2	Wainwright, Monte	1983-84	29	9
Powers, McEverett	1998-02	1,307	760	Wallace, Keaton	2017-P	2,080	563
President, David	2001-05	597	359	Wallace, Rob	1991-93	655	262
Price, A.J.	2012-13	12	5	Wallace, Robert	1982-85	571	216
Ramlal, Kendell	2017-18	80	81	Washington, Issy	1986-87	128	24
Reed, Ricky	1995-99	577	255	Washington, Ken	1990-93	36	60
Reynolds, Aldric	2005-07	279	106	Watkins, Michael	2001-03	54	56
Riley, Jermone	1997-99	343	138	Watson, Leon	1996-00	1,221	794
Ringholt, James	2014-18	106	99	Webber, Darren	1993-97	756	410
Rivera, Gerrick	2000-01	99	44	Wheatley, Bruce	1987-90	815	673
Robinson, Willie	1997-98	103	76	White, Mike	2010-11	3	5
Rodgers, Roderick	2004-06	184	154	Whitehead, Ryan	2010-12	22	13
Rodriguez, Adrian	2017-P	157	184	Whiteside, Makani	2019-20	36	27
Rhynes, Spencer	1992-94	239	107	Whitfield, Martin	1994-96	198	80
Salinas, Juan	2002-05	13	11	Wians, Christian	1995-96	3	0
Sanni, Jaj	2020-21	15	2	Wiatrek, Kevin	1994-97	9	7
Scruggs, Terrell	2014-16	12	14	Wilkins, Larry	2010-13	272	242
Selvage, Ray	2004-05	183	131	Willborn III, George	2016-18	412	204
Shank, Joey	2007-09	547	91	Williams, Chance	2005-07	2	2
Shelton, Terry	1999-01	46	4	Williams, James	2013-14	86	24
Sherman, Kaj-Björn	2013-15	470	301	Williams, Lloyd	1996-00	957	343
Sims, Jordan	2010-14	620	302	Williams, Ryan	2006-07	80	62
Singh, David	1984-85	8	3	Williams, T.J.	2010-11	99	67
Slater, Curtis	1994-97	36	29	Willis, Danté	2012-13	0	0
Smith, Melvin	2006-08	618	142	Willis, Kerry	2001-03	96	46
Smith IV, Morris	2008-10	665	233	Williamson, John	1981-83	35	22
Smith, Rodney	1992-94	809	390	Wilson, Christian	2014-16	515	144
Smith, Scott	1987-89	313	81	Worden, Mitch	1998-00	0	2
Sowder, Tres	1981-82	235	22	Wood, Tyler	2010-14	169	128
Spencer, Keith	2006-08	434	370	Woods, Mike	1991-93	75	27
Stanojevic, Mitar	2016-19	76	58	Wordlaw, Thaddeus	1992-96	851	273
Starkes, Andre	1998-99	0	0	Wren, Alden	1982-84	230	82
Staudt, Jason	1990-91	1	2	Young, Eric	2005-06	209	107
Stepter, Demarco	2008-10	413	294				
Stewart, Anthony	1985-87	381	80				
Stiver, John	1982-83	111	70				
Swader, Jamell	1990-92	113	78				
Terry, Tyrone	2000-01	2	2				
Tilman, Albert	1988-92	125	162				
Timpermann, Austin	2018-20	0	1				
Thibodeaux, Garrett	2015-16	0	0				
Thigpen, Tyrone	1985-86	117	45				
Thomas, Hyjii	2012-14	434	154				
Thompson, Chris	2005-06	118	55				
Thornton, Ike	1981-85	1,064	291				

* current players in **bold**

2022 C-USA MEN'S BASKETBALL CHAMPIONSHIP

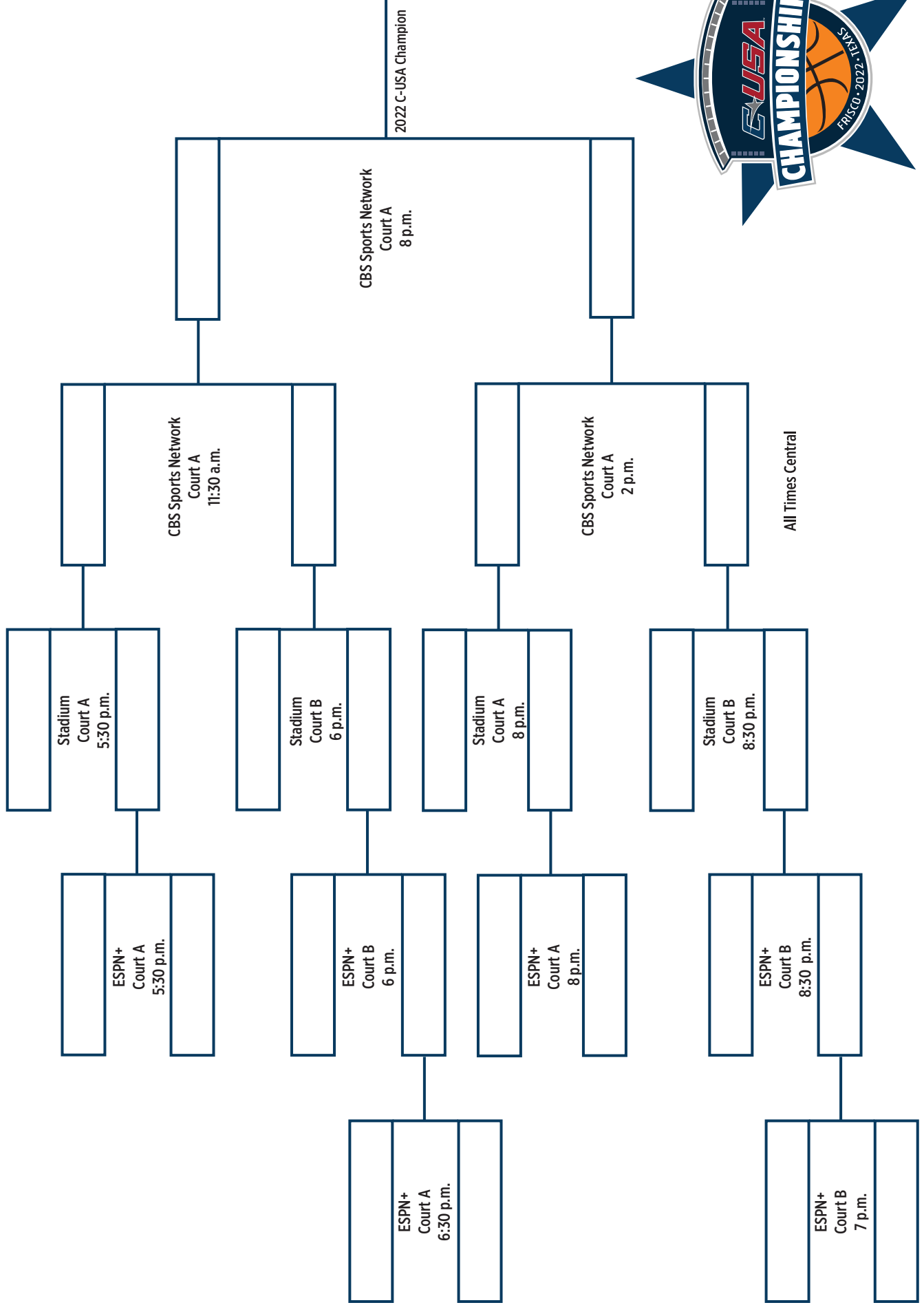
Tuesday, March 8
First Round

Wednesday, March 9
Second Round

Thursday, March 10
Quarterfinals

Friday, March 11
Semifinals

Saturday, March 12
Championship



21 - 22 MEN'S BASKETBALL

SCHEDULE

11/9 TRINITY	1/8 LOUISIANA TECH •
11/12 AT OKLAHOMA	1/13 AT OLD DOMINION •
11/15 TEXAS A&M-COMMERCE	1/15 AT CHARLOTTE •
11/16 DENVER	1/20 AT UTEP •
11/17 IUPUI	1/23 UTEP •
11/21 TEXAS A&M-CORPUS CHRISTI	1/27 FIU •
11/24 LAMAR	1/29 FLORIDA ATLANTIC •
11/29 ST. MARY'S	2/3 AT RICE •
12/2 AT GRAND CANYON	2/5 AT NORTH TEXAS •
12/11 VS SAM HOUSTON	2/13 WESTERN KENTUCKY •
12/17 UTRGV	2/17 AT SOUTHERN MISS •
12/21 AT ILLINOIS STATE	2/19 AT LOUISIANA TECH •
12/22 OUR LADY OF THE LAKE	2/24 UAB •
12/30 AT MIDDLE TENNESSEE •	3/3 NORTH TEXAS •
1/1 AT UAB •	3/5 RICE •
1/6 SOUTHERN MISS •	3/9-12 C-USA CHAMPIONSHIPS

HOME GAMES | AWAY GAMES | CONFERENCE USA GAMES •