



SERVPRO®

FIRST RESPONDER

BOWL

VS LOUISIANA

SATURDAY, DECEMBER 26 | 2:30PM



RUNASONE





2020 UTSA ROADRUNNERS FOOTBALL GAME NOTES

UTSA ATHLETICS COMMUNICATIONS • ONE UTSA CIRCLE • SAN ANTONIO, TEXAS 78249

Kyle Stephens • kyle.stephens@utsa.edu • (210) 887-3636

Brent Ingram • brent.ingram@utsa.edu • (210) 845-8651

« WE ARE UTSA »

When referencing the University of Texas at San Antonio Athletics, **PLEASE USE THE ACRONYM UTSA AND THE NICKNAME ROADRUNNERS.** Please refrain from using UT-San Antonio, Texas-San Antonio, UT-SA, 'Runners or any other variation.

« SCHEDULE & RESULTS »

Overall 7-4 • Home 5-1 • Road 2-3 • C-USA 5-2

Date	Opponent	Time/Result
9.12	at Texas State (ESPN2)	W, 51-48 (2ot)
9.19	Stephen F. Austin (ESPN2)	W, 24-10
9.25	Middle Tennessee ^ (CBSSN)	W, 37-35
10.3	at UAB ^ (Stadium)	L, 21-13
10.10	at #15 BYU (ESPN2)	L, 27-20
10.17	Army (CBSSN)	L, 16-28
10.24	Louisiana Tech ^ (ESPNU)	W, 27-26
10.31	at Florida Atlantic ^ (Stadium)	L, 24-6
11.7	at Rice ^ (ESPN3)	Canceled
11.14	UTEP ^ (ESPN+)	W, 52-21
11.21	at Southern Miss ^ (ESPN+)	W, 23-20
11.28	North Texas ^ (Stadium)	W, 49-17
12.19	vs. #16 Louisiana % (ABC)	3:30 p.m.

all times Central • ^ Conference USA game • (TV) denotes television network

% SERVPRO First Responder Bowl (Dallas, Texas)

« CONFERENCE USA STANDINGS »

(AS OF DEC. 23)

West Division	C-USA	Overall
UAB	3-1	6-3
UTSA	5-2	7-4
Louisiana Tech	4-2	5-5
North Texas	3-4	4-6
Rice	2-3	2-3
Southern Miss	2-4	3-7
UTEP	0-4	3-5

East Division	C-USA	Overall
Marshall	4-1	7-2
Florida Atlantic	4-2	5-4
WKU	4-3	5-6
Charlotte	2-2	2-4
Middle Tennessee	2-4	3-6
FIU	0-3	0-5

« C-USA SCHEDULE »

On page 5

GAME #12



UTSA ROADRUNNERS (7-4)

VS.

NO. 16/19 LOUISIANA (9-1)

Saturday, Dec. 26 | 2:30 p.m.
Gerald J. Ford Stadium | Dallas, Texas

Television _____ ABC/Watch ESPN

Anish Shroff (play-by-play), Tom Luginbill (analyst), Quint Kessenich (reporter)

Spanish Television _____ ESPN Deportes/Watch ESPN

Eitán Benezra (play-by-play), José Mondragón (analyst)

Radio _____ Ticket 760 AM/SiriusXM 84

Pregame show starts at 12:30 p.m.

Andy Everett (play-by-play), Jay Riley (analyst), Pat Evans (reporter)

Live Stats _____ goUTSA.com

Series History: _____ first meeting

« OPENING DRIVE »

- + UTSA will make its second bowl appearance and first since the 2016 New Mexico Bowl, a 23-20 setback to New Mexico.
- + Saturday will mark the first meeting between UTSA and Louisiana.
- + The Roadrunners have reached seven wins for the third time in the 10-year history of the program and the first since 2013.
- + UTSA can equal the school record for most wins in a season held by the 2012 team that finished 8-4.
- + Sophomore RB Sincere McCormick — Earl Campbell Tyler Rose Award finalist and C-USA Offensive Player of the Year — is second in the FBS with a UTSA-record 1,345 rushing yards.
- + Senior PK and Lou Groza Award semifinalist Hunter Duplessis ranks 11th in the nation with 16 field goals.
- + Sophomore P Lucas Dean is fourth nationally in punting average (46.3).
- + UTSA ranks 18th in the FBS with 18 takeaways, including 11 interceptions and seven fumble recoveries.
- + Sophomore S Rashad Wisdom is fifth in the country with four total interceptions.
- + UTSA has faced six top-25 FBS teams in its 10-year history, including the 27-20 road loss to No. 15 BYU on Oct. 10.
- + Saturday's game will be televised by ABC and ESPN Deportes, marking the 97th straight UTSA game to be broadcast and the Roadrunners' first on national network television.



« UTSA FOOTBALL QUICK FACTS »

General Information

Name _____ The University of Texas at San Antonio
 Nickname _____ Roadrunners
 Colors _____ Navy Blue (289), Orange (PMS 1665) and White
 Founded _____ 1969
 Enrollment _____ 32,792
 President _____ Dr. Taylor Eighmy (Tufts, 1980)
 Athletics Director _____ Dr. Lisa Campos (Colorado State)
 Athletics Department Phone _____ (210) 458-4161
 Ticket Office Phone _____ (210) 458-8872
 Affiliation _____ NCAA Division I Football Bowl Subdivision
 Conference _____ Conference USA (West Division)
 Stadium (Capacity) _____ Alamodome (36,582)
 Playing Surface _____ FusionH XP2 Synthetic Turf
 Press Box Phone _____ (210) 704-6200

Coaching Staff

Head Coach _____ Jeff Traylor (Stephen F. Austin '90)
 Career Record (Years) _____ (7-4) 1st year
 Assistant Coaches _____ Barry Lunney J. (Associate
 Head Coach/Offensive Coordinator/Quarterbacks), Tyrone
 Nix (Defensive Coordinator/Linebackers), Tommy Perry
 (Special Teams Coordinator), Nick Graham (Cornerbacks),
 Julian Griffin (Running Backs), Jess Loepp (Safeties/Recruiting
 Coordinator), Matt Mattox (Run Game Coordinator/
 Offensive Line), Will Stein (Passing Game Coordinator/
 Wide Receivers), Kurt Traylor (Tight Ends), Rod Wright (Run
 Game Coordinator/Defensive Line)
 Quality Control (Offense) _____ Sean Davis
 Quality Control (Defense) _____ Darren Drago
 Analyst (Offense) _____ Justin Burke, Kevin Sutherland
 Analysts (Defense) _____ Zach Brown, Drew Rhodes, Damon
 Williams
 Analyst (Special Teams) _____ Chris Roberts
 Graduate Assistants _____ Ty Gatson (Offense), Hunter Rittmann
 (Offense), Jarveon Williams (Defense)
 Head Strength & Conditioning Coach _____ Ryan Filo
 Director of Operations _____ Kevin Brown
 Director of Player Personnel _____ Joe Price
 Head of Equipment Operations _____ Tyler Renard
 Video Producer _____ Alex Nicasio
 Assistant Video Coordinator _____ Daniel Benedict
 Video Production Assistant _____ Joshua Guerra
 Head Football Trainer _____ Nik Turner
 Senior Administrative Assistant _____ James Gellido
 Football Office Phone _____ (210) 458-5011

Team Information

2019 Record _____ 4-8 (.333)
 2019 Conference Record (Finish) _____ 3-5 (T-4th/C-USA West)
 Letterwinners Returning/Lost _____ 48/21
 Starters Returning (O/D/ST) _____ 17 (8/6/3)
 Starters Lost (O/D/ST) _____ 11 (3/6/2)
 Offensive Formation _____ Multiple
 Defensive Formation _____ 3-4

Program History

First Year _____ 2011
 All-Time Record _____ 52-65 (.444)
 All-Time Conference Record _____ 33-38 (.465)
 _____ (29-35 C-USA 2013-present / 3-3 WAC 2012)

Athletics Communications

Associate AD _____ Kyle Stephens
 Email _____ kyle.stephens@utsa.edu
 Cell Phone _____ (210) 887-3636
 Office Phone _____ (210) 458-4551
 Associate Director _____ Brent Ingram
 Email _____ brent.ingram@utsa.edu
 Cell Phone _____ (210) 845-8651
 Assistant Director _____ Whitney Truax
 Mailing Address _____ One UTSA Circle, San Antonio, TX 78249
 Website _____ goUTSA.com

SETTING THE SCENE

Riding a three-game winning streak, UTSA will make its second bowl appearance when it meets No. 16 Louisiana in the SERVPRO First Responder Bowl on Saturday, Dec. 26. Kickoff is set for 2:30 p.m. at Gerald J. Ford Stadium and the game will be televised nationally on ABC. The Roadrunners (7-4) and Sun Belt Conference co-champion Ragin' Cajuns (9-1) will meet for the first time in what will be UTSA's first bowl game since the New Mexico Bowl on Dec. 17, 2016, when New Mexico escaped with a 23-20 victory in Albuquerque.

TUNING IN

Saturday's game will be televised nationally on ABC and ESPN Deportes. Anish Shroff (play-by-play), Tom Luginbill (analyst) and Quint Kessenich (reporter) have the call for the ABC telecast, while Eitán Benezra (play-by-play) and José Mondragón (analyst) will handle the Spanish broadcast for ESPN Deportes. Both broadcasts also can be found on the ESPN app and Watch ESPN. The contest will air live on Ticket 760 AM in the San Antonio area. Andy Everett (play-by-play), Jay Riley (analyst) and Pat Evans (reporter) will call all the action. The pregame show will begin at 12:30 p.m. and there will be a 45-minute postgame show. UTSA's radio broadcast also can be found on SiriusXM channel 84 but it will not be available through the iHeartMedia app or Ticket760.com. The First Team Radio broadcast can be heard on XM channel 382 and Internet channel 972.

TV BIRDS

All 12 of UTSA's games this season have been selected for broadcast, including seven for national television. Saturday's ABC telecast will mark the first time a UTSA game has aired on national network television and it also will make it 97 straight televised/streamed appearances for the Roadrunners. In fact, the last UTSA game that was not broadcast was the 2012 season finale against Texas State.

TRAYLOR MAKING HISTORY IN FIRST SEASON

Jeff Traylor has made history in several ways in his first season at the helm of the Roadrunners. He became the first head coach in UTSA history to win his first three games, which also marked the third 3-0 start in program annals and the first since 2017. The Roadrunners pulled out a thrilling 51-48 double-overtime victory over Texas State in Traylor's debut on Sept. 12 and then defeated his alma mater, Stephen F. Austin, 24-10, in the home opener the following Saturday before making history with the 37-35 victory over Middle Tennessee on Sept. 25. With the 49-17 triumph over North Texas on Nov. 28, Traylor became the first UTSA coach to notch seven victories in his debut season and it also marked the third time the Roadrunners have won at least seven games and the first since the 2013 team went 7-5. UTSA is within reach of the program record for wins in a season set by the 2012 squad that finished with an 8-4 record. Traylor boasts 30 years of coaching experience, including a highly successful 15-year career as head coach at Gilmer High School, where he led his hometown Buckeyes to three state championships and two state runner-up finishes and posted a 175-26 (.871) record. Named the third head coach in UTSA history on Dec. 10, 2019, Traylor previously was the associate head coach and running backs coach at Arkansas (2018-19) and SMU (2017) after two seasons at Texas serving as associate head coach for the offense and receivers coach in 2016 and special teams coordinator and tight ends coach in 2015.

TAKING SCHEDULE CHANGES IN STRIDE

The 2020 college football season has been anything but normal and like many other teams, UTSA has felt the effects of schedule changes due to the COVID-19 pandemic. The Roadrunners originally were slated to open the campaign on Sept. 5 against defending national champion LSU in Baton Rouge, but SEC-wide schedule changes eliminated that game from

the fall lineup. UTSA also was due to host Grambling on Sept. 19, but the Southwestern Athletic Conference postponed its football season to the spring, forcing the Roadrunners to replace that nonconference clash with Stephen F. Austin. UTSA also lost a Conference USA home game when Old Dominion opted out of the 2020 football season. The Roadrunners filled that open Oct. 17 home date with Army and also added an Oct. 10 road date with BYU to get back to 12 regular season games. On Sept. 19, Memphis announced it would be unable to travel to San Antonio for a Sept. 25 matchup, but UTSA was able to quickly replace the Tigers with Middle Tennessee for a C-USA contest that resulted in a 37-35 triumph for the Roadrunners. The Roadrunners were forced to postpone their Nov. 7 league game with Rice due to coronavirus-related issues within the program and that game will not be rescheduled. Most recently, UTSA was invited to play SMU in the Tropical Smoothie Cafe Frisco Bowl, which was scheduled for Dec. 19 but canceled on Dec. 15 due to COVID-19 protocols in effect within the SMU program. The Roadrunners were selected for the SERVPRO First Responder Bowl that same day and on Dec. 20 found out they would match up against Louisiana in the game.

2020 MARKS 10TH SEASON OF UTSA FOOTBALL

UTSA is celebrating its 10th season of football in 2020. The Roadrunners started their football program from scratch and, following a practice season in 2010, played their first season as an FCS Independent in 2011 before joining the Western Athletic Conference for the 2012 campaign. UTSA moved into its current league home — Conference USA — in 2013 and became a full-fledged FBS member starting with the 2014 season. The Roadrunners set NCAA modern startup program records in 2011 by drawing 56,743 fans to their inaugural game against Northeastern State and by averaging 35,521 fans for their six home contests that season. UTSA made its first postseason appearance at the 2016 New Mexico Bowl in its sixth season of play and registered its first win against a team from a Power 5 conference the following season with a 17-10 victory over Baylor. UTSA has posted at least six wins in five of the 10 seasons in program history and now has reached seven wins for the third time. The 2012 team won a program-record eight games, while the Roadrunners notched a 7-5 record in 2013 and posted six wins in both 2016 and 2017.

WHO'S COUNTING?

Now in their 10th season of play, the Roadrunners will play their 118th game in program history and first-ever neutral site contest on Saturday. The 2016 New Mexico Bowl was held at New Mexico's home stadium. The Roadrunners are 52-65 all-time and 21-37 away from the Alamodome. By comparison, Louisiana started football in 1901 and owns an all-time record of 528-561-34.

ROADRUNNERS FROM THE METROPLEX

Several UTSA players will be making a homecoming when UTSA travels to Dallas for the SERVPRO First Responder Bowl this weekend. A total of 19 Roadrunners hail from the Dallas/Fort Worth Metroplex, including Trumane Bell II (Lake Highlands HS), Myles Benning (The Colony HS), Sean Berry (Dallas Wilson HS), Caleb Cantrell (Birdville HS), De'Corian Clark (Fort Worth Wyatt HS), Christian Clayton (Fort Worth South Hills HS), Kaedric Cobbs (Denton Guyer HS), Zakhari Franklin (Cedar Hill HS), Zachary Gilson (Sachse HS), Terrell Haynes (Arlington Seguin HS), Jaylon Lott (Hebron HS), Corey Mayfield Jr. (North Forney HS), Kevin Nelson (Forth Worth Arlington Heights HS), Abraham Olguin (The Colony HS), Ken Robinson (South Grand Prairie HS), Brandon Rolfe (Commerce HS), Monte Williams (Mesquite Horn HS), Solomon Wise (Coppell HS) and Tariq Woolen (Forth Worth Arlington Heights HS).

SCOUTING LOUISIANA

The Ragin' Cajuns enter Saturday's matchup with a 9-1 overall record. Louisiana, which is 19th in the final College Football Playoff rankings, posted

« ROADRUNNERS SPORTS NETWORK »

The Roadrunners Sports Network brings fans closer to the action through live radio and audio broadcasts.

All UTSA football games will be carried live in the San Antonio area on Ticket 760 AM, online at Ticket760.com and everywhere fans want to listen via the free iHeartRadio app.

Andy Everett, the play-by-play voice of the Roadrunners, will be joined for football broadcasts by analyst Jay Riley along with sideline reporter Pat Evans. There will be two-hour pregame and 45-minute postgame shows for each broadcast.

Everett also will host "The Jeff Traylor Radio Show", from 7-8 p.m. each Wednesday (subject to change) beginning on Sept. 2. The show will air live on Ticket 760 AM, online at Ticket760.com and everywhere fans want to listen via the free iHeartRadio app.



UTSA BY THE NUMBERS

	2020
Record	7-4
C-USA	5-2
West	4-1
East	1-1
Non-Conference	2-1
Home	5-1
Road	2-3
Night	2-0
Day	5-3
UTSA scores on 1st possession	3-1
Opp scores on 1st possession	1-1
UTSA scores first	3-2
Opponent scores first	4-1
UTSA leads after 1st quarter	3-1
Opponent leads after 1st Q	4-2
Teams are tied after 1st Q	2-0
UTSA leads at halftime	5-0
Opponent leads at halftime	2-3
Teams are tied at halftime	0-0
UTSA leads after 3rd quarter	6-0
Opponent leads after 3rd Q	1-4
Teams are tied after 3rd Q	0-0
Game goes to overtime	1-0
Scoring less than 20 pts	0-3
Scoring 20+ points	7-1
Scoring 30+ points	4-0
Allowing less than 20 pts	2-0
Allowing 20+ points	5-2
Allowing 30+ points	2-0
UTSA has more total yards	5-1
Opp. has more total yds	2-3
UTSA has more rushing yards	6-0
Opp. has more rushing yards	1-4
UTSA has more passing yards	3-1
Opp. has more passing yards	4-3
Rushing for < 100 yds	1-1
Rushing for over 100 yards	5-3
Rushing for 200+ yards	5-1
Passing for 200+ yards	1-0
Passing for 300+ yards	1-0
UTSA has 100-yard rusher	6-2
Opp. has 100-yard rusher	1-4
UTSA has 100-yard receiver	2-1
Opp. has 100-yard receiver	1-1

« UNI WATCH »

Blue Helmet (34-44)	2020 Record	All-Time Record
Blue Jersey/Blue Pant _____	0-1	9-6
Blue Jersey/White Pant _____	1-0	8-7
Blue Jersey/Orange Pant _____	1-0	2-0
White Jersey/Blue Pant _____	0-1	3-9
White Jersey/Orange Pant _____	0-0	2-4
White Jersey/White Pant _____	0-1	5-12
Orange Jersey/Blue Pant _____	0-0	2-3
Orange Jersey/Orange Pant _____	0-0	2-3
Orange Jersey/White Pant _____	0-0	1-0

White Helmet (17-21)	2020 Record	All-Time Record
Blue Jersey/White Pant _____	1-0	4-4
Blue Jersey/Orange Pant _____	1-0	1-0
Blue Jersey/Blue Pant _____	1-0	2-1
Orange Jersey/Orange Pant _____	0-0	1-1
Orange Jersey/White Pant _____	0-0	1-3
White Jersey/White Pant _____	1-0	6-5
White Jersey/Blue Pant _____	1-0	2-2
White Jersey/Orange Pant _____	0-1	0-4
Lead Gray Jersey/White Pant _____	0-0	0-1

Black Helmet (1-0)	2020 Record	All-Time Record
Black Jersey/Black Pant _____	0-0	1-0

a 7-1 mark to win the Sun Belt Conference's West Division and were scheduled to face No. 9 Coastal Carolina in the conference championship game on Dec. 19 before it was canceled due to COVID-19 issues within the Chanticleers' program. The Ragin' Cajuns opened the campaign with a 31-14 road upset of No. 23 Iowa State and their only loss is a 30-27 home setback to Coastal Carolina on Oct. 14. Louisiana is averaging 33.9 points and 422.6 yards per game and allowing 21.8 points and 347.8 yards per contest. Elijah Mitchell has rushed for 751 yards and seven touchdowns and Trey Ragas owns 660 rushing yards and nine TDs to lead a ground game that is averaging 207.8 yards per outing. Levi Lewis has completed 165 of 275 passes for 2,128 yards and 17 touchdowns, while Kyren Lacy leads the receiving corps with 24 catches for 326 yards and three scores. Lorenzo McCaskill paces the defense with 72 tackles, while

Zi'yon Hill leads the unit with four sacks. Bralen Trahan has picked off a team-best four passes and broken up nine. Head coach Billy Napier is 27-11 in his third season at the helm.

SERIES HISTORY

This will be the first meeting on the gridiron between UTSA and Louisiana. The Roadrunners and Ragin' Cajuns have a pair of common opponents this season.

Common Opponent	UTSA Score	Louisiana Score
Texas State	W, 51-48 (2OT)	W, 44-34
UAB	L, 13-21	W, 24-20

ROADRUNNERS VERSUS RANKED OPPONENTS

UTSA has faced six nationally ranked FBS opponents in its 10-year history prior to the SERVPRO First Responder Bowl clash with No. 16 Louisiana. On Oct. 10, the Roadrunners battled 15th-ranked BYU to the wire in a 27-20 setback in Provo, Utah. Prior to this season, UTSA last played a top-25 team on Nov. 19, 2016, when it dropped a 23-10 decision at No. 22 Texas A&M. The Roadrunners first matched up with a ranked opponent when they fell to FCS No. 16 Sam Houston State on Oct. 1, 2011. The following year, the Roadrunners played their first contest against a top-25 FBS team in a 51-27 loss at No. 22 Louisiana Tech when both teams were members of the Western Athletic Conference. The highest-ranked foe UTSA has played was No. 13 Oklahoma State in 2013.

UTSA vs. Ranked Opponents

Date	Opponent	Result
10/1/11	at #16* Sam Houston State	L, 7-22
11/3/12	at #22 Louisiana Tech	L, 27-51
9/7/13	#13 Oklahoma State	L, 35-56
9/3/15	at #22 Arizona	L, 32-42
9/19/15	at #25 Oklahoma State	L, 14-69
11/19/16	at #22 Texas A&M	L, 10-23
10/10/20	at #15 BYU	L, 20-27
*FCS poll		

CAJUN CONNECTIONS

The Ragin' Cajuns have a pair of staff members with connections to the UTSA program. Louisiana defensive coordinator Patrick Toney was the Roadrunners' safeties coach in 2016-17, while director of player personnel Jacob LaFrance served in the same role at UTSA in 2016-18.

LAST TIME OUT

UTSA broke school records for total offense and rushing yards in a game as part of a 49-17 victory over North Texas in Conference USA action on Nov. 28 at the Alamodome. The Roadrunners tallied 624 yards of offense and rode a ground game that churned out a school-record 443 yards to close out a program-best 5-1 home slate. UTSA

TRACKING UTSA'S OPPONENTS

Opponent	UTSA vs. Opp	Opp. Record	Last Game	Next Game
at Texas State	W, 51-48	2-10	L, 49-14 vs. Coastal Carolina	-
Stephen F. Austin	W, 24-10	6-4	L, 56-14 vs. Memphis	-
Middle Tennessee	W, 37-35	3-6	W, 20-17 vs. Troy	-
at UAB	L, 21-13	6-3	W, 22-13 vs. Marshall	-
at BYU	L, 27-20	11-1	W, 49-23 vs. UCF	-
Army	L, 28-26	9-2	W, 10-7 vs. Air Force	vs. West Virginia - Dec. 31
Louisiana Tech	W, 27-26	5-5	L, 38-3 vs. Georgia Southern	-
at Florida Atlantic	L, 24-3	5-4	L, 25-10 vs. Memphis	-
at Rice	Canceled	2-3	L, 21-16 vs. UAB	-
UTEP	W, 52-21	3-5	L, 45-43 vs. North Texas	-
at Southern Miss	W, 23-20	3-7	W, 45-31 vs. Florida Atlantic	-
North Texas	W, 49-17	4-6	L, 56-28 vs. Appalachian State	-
Louisiana	Dec. 26	9-1	W, 24-21 vs. Appalachian State	vs. UTSA - Dec. 26

eclipsed the previous program standard for yards in a game of 600 set just two weeks against UTEP and also shattered the rushing yardage mark of 357 posted against Texas State in 2017. Sincere McCormick led the rushing attack with 251 yards and a pair of touchdowns on 23 carries, bettering his own UTSA single-game rushing yardage record of 197 set in the season-opening win over Texas State. Meanwhile, Frank Harris completed 19 of 24 passes for 144 yards and two TDs and the junior quarterback also registered his third career 100-yard rushing game with 113 yards and a score on six totes. It marked the first time two Roadrunners topped the century mark on the ground in the same game since McCormick and Lowell Narcisse against UTEP in 2019. The UTSA defense held the high-powered Mean Green offense to 17 points in snapping a three-game losing skid to North Texas. Trevor Harmanson paced the unit with nine tackles, two quarterback hurries, one forced fumble and a pass breakup.

2016 NEW MEXICO BOWL REWIND

Jarveon Williams ran for 125 yards, but Lamar Jordan posted 81 rushing yards to lead New Mexico to a 23-20 victory over UTSA on Dec. 17, 2016, in the Gildan New Mexico Bowl on a windy afternoon at University Stadium in Albuquerque. Jordan also threw a 34-yard pass to Dameon Gamblin that set up Richard McQuarley's 1-yard burst for a 23-13 lead with 2:22 left. UTSA quarterback Dalton Sturm threw two touchdown passes for the Roadrunners, who were making their first bowl appearance in the program's sixth season of play, including a 4-yard toss to JaBryce Taylor with 25 seconds remaining, but New Mexico sealed the win by recovering the ensuing onside kick.

ROADRUNNERS WITH BOWL EXPERIENCE

UTSA senior Solomon Wise is the lone current Roadrunner who played in the 2016 New Mexico Bowl, while Hunter Duplessis, DeQuarius Henry and Josh Oatis were members of the team that made history with the program's first bowl appearance four years ago this month. UTSA graduate assistant Jarveon Williams was the leading rusher in that game, carrying 16 times for 133 yards.

ROADRUNNERS UP FOR NATIONAL AWARDS

On Wednesday, Sincere McCormick was named one of five finalists for the Earl Campbell Tyler Rose Award, which is given to the top offensive player in college football with ties to the state of Texas. The Converse Judson High School product also was one of 10 semifinalists for the Doak Walker Award, which recognizes the nation's premier running back. Earlier this month, Hunter Duplessis was named one of 20 semifinalists for the Lou Groza Collegiate Place-Kicker Award and the San Antonio Cole High School product also was a nominee for the Burlsworth Trophy and a semifinalist for the William V. Campbell Trophy. Ahofitu Maka made the watch list for the Rimington Trophy, which is awarded to the nation's most outstanding center, while Christian Clayton and Jamal Ligon both have played their way onto the Football Writers Association of America Freshman All-American Watch List. Earlier this year, Frank Harris earned a spot on the Davey O'Brien QB Class of 2020, punter Lucas Dean made the Ray Guy Award watch list and Solomon Wise was a nominee for the Wuerffel Trophy, known as "College Football's Premier Award for Community Service."

Award

	Player
FWAA Freshman All-American (watch list)	Christian Clayton
Ray Guy Award (watch list)	Lucas Dean
Burlsworth Trophy (nominee)	Hunter Duplessis
Lou Groza Award (semifinalist)	Hunter Duplessis
William V. Campbell Trophy (semifinalist)	Hunter Duplessis
Davey O'Brien QB Class of 2020	Frank Harris
FWAA Freshman All-American (watch list)	Jamal Ligon
Rimington Trophy (watch list)	Ahofitu Maka
Doak Walker Award (semifinalist)	Sincere McCormick
Earl Campbell Tyler Rose Award (finalist)	Sincere McCormick
Wuerffel Trophy (nominee)	Solomon Wise

DEAN, MCCORMICK HONORED BY C-USA

Lucas Dean was named the Conference USA Special Teams Player of the Year and Sincere McCormick was tabbed the C-USA Offensive Player of the Year earlier this week in a vote by the league's head coaches. The two player of the year awards mark the first time the Roadrunners have collected more than one in a single year. Dean is the first Roadrunner to be named C-USA Special Teams Player of the Year, while McCormick — the 2019 C-USA

UPCOMING IN C-USA

Dec. 25

Marshall vs. Buffalo
LendingTree Bowl
1:30 p.m.; ESPN

Dec. 26

UTSA vs. LOUISIANA
SERVPRO FIRST RESPONDER BOWL
2:30 p.m.; ABC

WKU vs. Georgia State
LendingTree Bowl (Mobile, Ala.)
2:30 p.m.; ESPN

all times CT

STAT LEADERS

PASSING

PLAYER	COMP - ATT - INT - YDS - TD
Frank Harris	146 - 229 - 5 - 1,422 - 10
Lowell Narcisse	35 - 56 - 0 - 417 - 3
Josh Adkins	18 - 33 - 0 - 270 - 1

RUSHING

PLAYER	ATT - YDS - TD
Sincere McCormick	226 - 1,345 - 11
Frank Harris	77 - 437 - 8
Brenden Brady	50 - 239 - 1
B.J. Daniels	23 - 129 - 2
Lowell Narcisse	32 - 126 - 0

RECEIVING

PLAYER	REC - YDS - TD
Joshua Cephus	55 - 521 - 4
Zakhari Franklin	44 - 579 - 6
Brennon Dingle	27 - 266 - 2
Sincere McCormick	18 - 133 - 0
Leroy Watson	12 - 139 - 0
Tykee Ogle-Kellogg	11 - 169 - 1
Sheldon Jones	11 - 134 - 0
De'Corian Clark	8 - 58 - 1
Brenden Brady	7 - 48 - 0
Gavin Sharp	6 - 67 - 0

TACKLES

PLAYER	TACKLES - TFL - SACKS
Rashad Wisdom	82 - 2.5 - 0
Jamal Ligon	72 - 7.5 - 4.0
Trevor Harmanson	68 - 9.0 - 1.0
Kelechi Nwachuku	56 - 0 - 0
Antonio Parks	42 - 4.0 - 0
Clarence Hicks	40 - 3.5 - 1.0
Charles Wiley	39 - 9.0 - 2.0
Corey Mayfield Jr.	35 - 3.0 - 1.0
Tariq Woolen	29 - 2.5 - 1.5
Lorenzo Dantzler	29 - 5.5 - 1.0

100-YARD RUSHERS

Player	2020	Career
Sincere McCormick	6	9
Frank Harris	2	3
Brenden Brady	1	1
Lowell Narcisse	0	1

100-YARD RECEIVERS

Player	2020	Career
Zakhari Franklin	3	4
Sheldon Jones	0	1

INTERCEPTIONS

Player	2020	Career
Rashad Wisdom	4	5
Corey Mayfield Jr.	2	2
Antonio Parks	1	1
Tariq Woolen	1	1
Donyai Taylor	1	1
Clarence Hicks	1	1
SaVion Harris	0	1
Dadrian Taylor	0	1

SACKS LEADERS

Player	2020	Career
DeQuarius Henry	1.0	10.0
Lorenzo Dantzler	1.0	9.0
Jaylon Haynes	4.0	7.0
Trumane Bell II	4.5	4.5
Jamal Ligon	4.0	4.0
Christian Clayton	2.0	2.0
Charles Wiley	2.0	2.0
Brandon Matterson	2.0	2.0
Rashad Wisdom	0.0	2.0
Clarence Hicks	0.0	2.0
Tariq Woolen	1.5	1.0
De'Marco Guidry	1.0	1.0
Corey Mayfield Jr.	1.0	1.0
Trevor Harmanson	1.0	1.0
Charles Wiley	1.0	1.0
Soloman Wise	0.0	1.0

DOUBLE-FIGURE TACKLERS

Player	2020	Career
Rashad Wisdom	3	4
Jamal Ligon	1	1
Kelechi Nwachuku	1	1
Ken Robinson	1	1
Trevor Harmanson	0	1

STAT SUPERLATIVES

Most Games Played (min. 40): B.J. Daniels (44), Dominic Pastucci (42)

Consecutive Games with a Tackle (min. 15): Rashad Wisdom (22), Trevor Harmanson (19)

Freshman of the Year — is the first to win the offensive player of the year certificate. That duo joins 2017 C-USA Defensive Player of the Year Marcus Davenport and 2016 C-USA Freshman of the Year Josiah Tavaeafa as league superlative award winners.

ALL-CONFERENCE USA TEAMS UNVEILED

The All-Conference USA teams were unveiled on Monday and a school-record 19 Roadrunners were recognized in a vote by the league's head coaches. Sophomore punter Lucas Dean, senior place-kicker Hunter Duplessis, sophomore running back Sincere McCormick and sophomore safety Rashad Wisdom all collected first-team honors, and the four first-team honorees surpasses the combined total from the previous eight years. The junior offensive line trio of Spencer Burford, Makai Hart and Ahofitu Maka garnered second-team accolades, while honorable mention went to Caleb Cantrell (LS), Joshua Cephus (WR), Lorenzo Dantzler (DE), Brennon Dingle (KR), Zakhari Franklin (WR), Trevor Harmanson (LB), Frank Harris (QB), Jaylon Haynes (DT), Brandon Matterson (DT), Corey Mayfield Jr. (CB), Leroy Watson (TE) and Charles Wiley (LB).

QUARTET NAMED TO C-USA ALL-FRESHMAN TEAM

Conference USA on Monday announced the league's All-Freshman Team and a school-record four Roadrunners were honored in a vote by the league's head coaches. Demetris Allen (OL), Christian Clayton (DT), Jamal Ligon (LB) and Ken Robinson (CB) earned a spot on the squad.

DUPLESSIS VOTED TO C-USA ALL-ACADEMIC SQUAD

On Dec. 17, Hunter Duplessis was named to the Conference USA All-Academic Team. The senior place-kicker is one of 11 players from the league to earn a spot on the squad for excelling both on and off the field this season. He is the fifth Roadrunner to make the C-USA All-Academic Team since UTSA joined the conference in 2013, joining Brady Jones (2017), Nate Leonard (2013-14), Yannis Routsas (2018) and Eric Soza (2013).

C-USA WEEKLY AWARDS ROLL IN FOR ROADRUNNERS

Following a sweep of all three Conference USA Player of the Week awards after the regular season finale on Nov. 28, UTSA collected 11 player of the week certificates this season, seven more than the previous program standard of four in 2014. Sincere McCormick earned the offensive honor four times, while Lucas Dean (special teams), Hunter Duplessis (special teams), Trevor Harmanson (defense), Frank Harris (offense), Jamal Ligon (defense), Antonio Parks (defense) and Rashad Wisdom (defense) each garnered the award once this fall.

UTSA'S C-USA Player of the Week Honorees

Offense

9/14 — Sincere McCormick
9/21 — Frank Harris
10/26 — Sincere McCormick
11/23 — Sincere McCormick
12/1 — Sincere McCormick

Defense

9/28 — Jamal Ligon
10/26 — Antonio Parks
11/16 — Rashad Wisdom
12/1 — Trevor Harmanson

Special Teams

9/14 — Hunter Duplessis
12/1 — Lucas Dean

DOWN TO THE WIRE

UTSA is no stranger to close contests, as eight of the 11 this season have been one-score ballgames in the fourth quarter. The Roadrunners opened the season with a double-overtime decision at Texas State that saw the Bobcats rally to tie the score with 1:16 left to play before UTSA escaped with a 51-48 win after Hunter Duplessis' field goal in the second extra frame. UTSA's home opener versus Stephen F. Austin saw the Roadrunners storm out to a 17-0 advantage only to have the Lumberjacks climb back to within 17-10 until a Frank Harris TD run with 7:08 left to play secured a 24-10 victory. UTSA held a 37-29 fourth-quarter lead over Middle Tennessee on Sept. 25 before a Blue Raiders touchdown with 1:04 left on the clock made it a two-point contest. The pass attempt on the two-point try fell

incomplete, sending UTSA to its first 3-0 start since 2017. On Oct. 3, the Roadrunners trailed UAB by a 21-6 count early in the final stanza before Sincere McCormick's touchdown dash and Duplessis' PAT pulled UTSA to within 21-13 with 10:31 remaining, but the Blazers held on for the win. On Oct. 10 in a road matchup with No. 15 BYU, the Roadrunners cut a 21-6 deficit to one score after a 32-yard TD pass from Lowell Narcisse to Zakhari Franklin early in the fourth. After the Cougars pushed their lead to 27-20 with 2:18 left to play, Narcisse found a wide-open Brennon Dingle for a 34-yard scoring connection that helped make it 27-20 with 1:17 left, but BYU held on for the win after recovering an onside kick. Against Army West Point, Franklin hauled in an 11-yard touchdown pass from Frank Harris with 14:06 left to play to cut the deficit to 21-16, but the Black Knights answered with a TD of their own less than two minutes later to help seal a 28-16 win. UTSA rallied from a 13-point deficit with a pair of fourth-quarter touchdowns to pull out a 27-26 triumph over Louisiana Tech on Oct. 24. The Roadrunners held off Southern Miss 23-20 on Nov. 21 for their first win in Hattiesburg.

FIRST-TIME STARTERS

UTSA has seen 17 players make their first career start through the first 11 games this season. That total is just outside of the FBS top 10 for most first-time starters this fall. Roadrunners who have made their first career start in 2020 include Demetris Allen, Oscar Cardenas, Peter Gray, Makai Hart, Terrell Haynes, DeQuarius Henry, Clarence Hicks, Jamal Ligon, Tyler Mahnke, Brandon Matterson, Kevin Nelson, Josh Oatis, Bosah Osakwe, Antonio Parks, Ken Robinson, Brandon Rolfe and Charles Wiley.

A BALANCED APPROACH

Under the direction of offensive coordinator Barry Lunney Jr., the Roadrunners have featured a balanced offensive attack this season. UTSA is averaging 214.7 yards per game through the air and 199.2 yards per contest on the ground. The Roadrunners tallied 499 yards of offense in the season opener versus Texas State, including 330 rushing, and followed that with a 498-yard effort against Stephen F. Austin that featured 269 passing yards and 229 rushing yards. UTSA turned in near-equal totals of 197 rushing yards and 186 passing yards against Army on Oct. 17 and again with 188 on the ground and 197 through the air in the win over Louisiana Tech the following week. The offense broke the school record for total offense in the last two home games, registering 600 total yards — a season-best 312 passing and 288 rushing — in the 52-21 win over UTEP on Nov. 14, only to surpass that with 624 yards, including a program-best 443 on the ground, in the 49-17 victory over North Texas two weeks later.

POTENT GROUND ATTACK

Paced by the nation's second-leading rusher in Sincere McCormick — a finalist for the Earl Campbell Tyler Rose Award — UTSA has displayed a potent ground attack in 2020. The Roadrunners are averaging 214.7 rushing yards per game, which is good for second in Conference USA and 23rd nationally. UTSA's rushing game stepped it up a notch in the month of November, churning out 964 yards on the ground in three games for an average of 321.3 yards per contest. In their last outing, the Roadrunners shattered the school standard for rushing yards in a game with 443 behind McCormick's UTSA-record 251 in the 49-17 triumph over North Texas. UTSA has logged three of the top nine rushing games in program history this season, as they rushed for 330 in the season-opening win at Texas State and tallied 288 in the 52-21 victory over UTEP on Nov. 14.

UTSA NCAA/C-USA RANKING SUMMARY

(As of games played on Dec. 19)

Category	NCAA		C-USA	
	Rank	Rank	Value	
First Downs Offense	26	2	235	
Passes Intercepted	20	1	11	
Rushing Offense	23	2	214.7	
Tackles for Loss/Game	20	1	7.5	
Turnover Margin	22	1	+8	
Turnovers Gained	18	1	18	

Player	Category	NCAA		C-USA	
		Rank	Rank	Value	
Sincere McCormick	Rushing Yards	2	1	1,345	
	Rushing TDs	16	1	11	
	Rushing Yards/Game	5	1	134.5	
	Total TDs	24	2	11	
	All Purpose	15	1	146.7	
Rashad Wisdom	Total Interceptions	5	1	4	
Hunter Duplessis	Field Goals/Game	23	2	1.45	
	Field Goal %	12	3	.889	
	Total Points	25	2	85	
Jamal Ligon	Fumbles Recovered	11	2	2	
Christian Clayton	Fumbles Recovered	11	2	2	
Lucas Dean	Punting Average	4	1	46.3	

UTSA's Top Rushing Games

Yards	Opponent	Date
443	North Texas	11/28/20
357	Texas State	9/23/17
339	Southern Miss	10/8/16
330	Texas State	9/12/20
320	UTEP	10/5/19
314	Rice	10/21/17
299	Texas State	11/24/12
289	Minot State	11/19/11
288	UTEP	11/14/20
286	Tulsa	11/2/13

SINCERE SUCCESS

After enjoying one of the best debut campaigns in program history last fall, UTSA running back Sincere McCormick is in the midst of a record-breaking sophomore season. The Earl Campbell Tyler Rose Award finalist, Conference USA Offensive Player of the Year and Dave Campbell's Texas Football Texas College Player of the Year leads C-USA and ranks second in the FBS with a school-record 1,345 rushing yards despite missing the UTEP contest on Nov. 14 due to the birth of his daughter, Legacy Love Precious McCormick. The first-team all-conference performer opened the fall by breaking his own school record with 197 rushing yards and a touchdown on 29 carries to help the Roadrunners outlast Texas State in double overtime. McCormick ripped off a pair of career-long 58-yard runs and helped UTSA tally 330 yards on the ground for the fourth-best total in program annals, earning C-USA Offensive Player of the Week accolades for his performance. The Doak Walker Award

semifinalist followed that by tallying 98 yards on the ground in the 24-10 win over Stephen F. Austin on Sept. 19 before rushing for 82 yards and another score in the win against Middle Tennessee on Sept. 25. The Converse Judson High School product racked up 150 yards and a TD on 22 totes against UAB on Oct. 3. He topped the century mark again with 133 yards on 18 attempts versus Army on Oct. 17 before gashing Louisiana Tech for 165 yards and three touchdowns on a school-record 37 attempts for the fourth 100-yard rushing game of the season and seventh of his career. He was named Earl Campbell Tyler Rose Award National Player of the Week, as well as C-USA Offensive Player of the Week for the second time, for his performance. He turned in a record-setting performance in the 23-20 win at Southern Miss on Nov. 21, rushing for 173 yards and a pair of scores on 32 attempts to eclipse UTSA's previous single-season rushing mark of 1,042 set by Jarveon Williams in 2015. Two days later, he collected his third C-USA weekly award of the year for his effort in Hattiesburg. In his last outing, McCormick eclipsed his own school record again with 251 yards and a pair of TDs on 23 carries to help UTSA pile up a program-best 443 rushing yards in the 49-17 win over North Texas. The 2019 C-USA Freshman of the Year and Freshman All-American collected his fourth C-USA weekly honor for that performance and he currently ranks fifth nationally with 134.5 rushing yards per game and 14th with a school-record 11 rushing TDs. McCormick owns the top two and five of the top 10 rushing performances in C-USA and his program-record six 100-yard games are tied for the most in the league this fall.

Sincere McCormick Game-by-Game Rushing

Date	Opponent	Att.	Yards	TD
9/12	Texas State	29	197	1
9/19	Stephen F. Austin	19	98	0
9/25	Middle Tennessee	19	82	2
10/3	UAB	22	150	1
10/10	BYU	11	42	0
10/17	Army	18	133	0
10/24	Louisiana Tech	37*	165	3*
10/31	Florida Atlantic	16	54	0
11/14	UTEP		did not play	
11/21	Southern Miss	32	173	2
11/28	North Texas	23	251*	2
Totals		226*	1,345*	11*

* UTSA record

CHASING RECORDS

Sincere McCormick already has broken or is closing in on several UTSA rushing records during his short time at UTSA. In just 22 career games, he has piled up 2,328 yards on the ground, good for second in program history and only 65 yards behind all-time leading rusher Jarveon Williams' 2,393 yards. He is second in rushing touchdowns (19) and third in attempts (403) on the career charts and his 5.8-yards-per-carry and 105.8-yards-per-game averages are currently program bests. Despite missing the UTEP game due to the birth of his daughter, McCormick still eclipsed the school's single-season rushing yardage record, as he has piled up 1,345 yards in 10 games to surpass Williams' previous mark of 1,042 set over 12 contests in 2015. He also has established school standards with 11 rushing TDs and 226 attempts this fall. McCormick has topped the century mark six times this season and nine times during his career, both program bests.

UTSA Career Rushing Record Watch

Category	#	Player	McCormick (Rank)
Rushing Yards	2,393	Jarveon Williams	2,328 (2nd)
Rushing TDs	20	David Glasco II	19 (2nd)
Rushes	474	Jarveon Williams	403 (3rd)

QB ROOM LOADED WITH STARTING EXPERIENCE

UTSA's quarterbacks room entered the season as one of the most experienced groups of signal callers in the nation. Josh Adkins (20), Frank Harris (4), Lowell Narcisse (7) and Jordan Weeks (4) boasted a combined 35 starts at the FBS level prior to 2020, making UTSA one of just five teams with four QBs who all owned FBS starts. The others were Arkansas, Northwestern, Old Dominion and Tennessee. Through 11 games, UTSA has seen three of those quarterbacks earn starts — Harris (9), Adkins (1) and Narcisse (1) — while all four have seen playing time.

BOUNCING BACK

For the second straight season, UTSA quarterback Frank Harris enjoyed a memorable season debut after bouncing back from injury. The junior from Schertz Clemens High School ran for a school record-tying three touchdowns and threw for another to help lead the Roadrunners to a 51-48 double-overtime triumph over Texas State. Harris, who received honorable mention all-conference accolades this week, completed 23 of 31 passes for 169 yards and carried 11 times for 51 yards and three scores in a turnover-free afternoon to guide the offense to 499 yards. A member of the Davey O'Brien QB Class of 2020, Harris accounted for 373 yards and three TDs in the 24-10 win against Stephen F. Austin the following Saturday. He became the first UTSA signal caller to register two career 100-yard rushing games after he rushed for 104 yards and two scores on 17 attempts. He also completed 23 of 36 passes for 269 yards and a TD against the Lumberjacks and collected Conference USA Offensive Player of the Week honors for his performance, Harris certainly has displayed the toughness that warrants the No. 0 jersey he earned after a vote by his teammates. The lefthander has battled back from two knee injuries, including one that knocked him out for the 2018 season, and a shoulder injury that ended his 2019 campaign. Harris left the Middle Tennessee contest late in the first half with an injury after throwing for 70 yards and ripping off a 20-yard run, but he made his return to the field with a start in the BYU contest on Oct. 10. He came off the bench against Army and fired an 11-yard touchdown pass to Zakhari Franklin on his first throw before earning the start in the win over Louisiana Tech, throwing for 189 yards on 18-of-33 passing. The Schertz Clemens High School product turned in arguably his most impressive performance in the 52-21 win over UTEP on Nov. 14, completing 22 of 26 passes (84.6%) for a career-high 312 yards and three TDs while also rushing for 43 yards and two more scores. Harris, who made the Davey O'Brien Great 8 list for the second time this season after his career game versus the Miners, closed out the regular season by completing 19 of 24 passes for 144 yards and two TDs and registering his third career 100-yard rushing game with 113 yards and a score on six totes in the 49-17 win over North Texas. Harris has completed 146 of 229 passes (63.8%) for 1,422 yards and 10 TDs and rushed for 437 yards and eight scores in 10 games, and he owns a 7-2 record in nine starts this fall.

SOPHOMORE SENSATION

UTSA sophomore wide receiver Zakhari Franklin has established himself as one of the top pass-catchers on the roster through only 23 career games. After missing the first two contests this season, the Cedar Hill High School product made a memorable debut with six receptions for 119 yards and a touchdown to help lead the Roadrunners to a 37-35 win over Middle Tennessee on Sept. 25. He was on the receiving end of a 25-yard TD pass from Frank Harris in the first half and he nearly had his second score of the night on a season-long 48-yard catch-and-run to the 1-yard line. Franklin hauled in seven passes for 79 yards, including outjumping a pair of BYU defenders for a 32-yard TD reception on Oct. 10 and he followed that

showing by breaking UTSA's single-game record with 12 receptions for a career-high 138 yards and two touchdowns against Army the following Saturday. He notched his name in the record book yet again with his fourth career 100-yard receiving game — the most by any Roadrunner — with 118 yards and a TD on six catches in the 52-21 win over UTEP on Nov. 14 before catching his sixth TD pass of the year against Southern Miss one week later. He now has a team-best 579 yards and six touchdowns (2nd/C-USA; 37th/FBS) on 44 catches this year. Franklin had 491 yards and three TDs on 38 catches in 2019 and with 435 of those yards coming during the final five contests, he now has 1,014 receiving yards in his last 14 games. The honorable mention all-conference selection's six TD receptions this fall place him in sole possession of second place on UTSA's single-season list — two behind Kerry Thomas Jr.'s standard of eight set in 2016 — and his 579 yards stand third. Franklin became the fifth Roadrunner to surpass 1,000 career receiving yards with his 3-yard TD catch versus Southern Miss and he now ranks fifth in program annals with 1,070 yards.

SURE-HANDED CEPHUS EMERGES AT RECEIVER

UTSA sophomore Joshua Cephus has emerged as one of the team's top receiving targets this season. The Spring, Texas, native made waves with his highlight-reel touchdown catch in overtime of the 51-48 season-opening win over Texas State on Sept. 12. With a defender draped all over him — defensive pass interference was called — the 6-3 wide receiver made a diving, one-handed grab in the end zone, a catch that earned the No. 1 spot on ESPN SportsCenter's Top 10 Plays of the Day. Cephus finished with six receptions for 44 yards in the season opener and followed that with a career day in the 24-10 win over Stephen F. Austin, hauling in eight passes for 89 yards and his second TD of the season on a 4-yard pass in the final minutes of the first half. Cephus caught his third TD pass of the season on a 7-yard throw from Josh Adkins late in the third quarter of the win against Middle Tennessee and he added three receptions for 42 yards versus UAB the following week. He had four grabs for 58 yards, including a 32-yard grab in tight coverage, versus No. 15 BYU and five more catches for 46 yards against Army the following Saturday. After catching five passes in each of the last four games, the honorable mention all-conference selection leads the Roadrunners in receptions (55) and stands second in receiving yards (521) and receiving TDs (4). He currently sits in second place on UTSA's single-season receptions list, three shy of Greg Campbell Jr.'s record of 58 set in 2018.

VERSATILITY SHINES ON O-LINE

UTSA has been bitten by the injury bug on the offensive line this season, but thanks to a versatile group of linemen, the Roadrunners still have managed to pave the way for the nation's second-leading rusher. Through the first 11 games, UTSA has used nine different lineups along the offensive line. Ahofitu Maka, a Rimington Trophy watch list member and second-team All-Conference USA performer, has started 10 games this season and 22 in his career, while Kevin Davis has made 30 career starts, including nine this season with seven at right guard and a pair at center. Spencer Burford, a second-team all-conference pick, has started 30 career games and made 32 appearances at both guard and tackle, including making the move from right to left tackle after the first two contests this fall. Pastucci, the most experienced lineman on the team with 42 career games under his belt, made starts at left guard in the first four weeks, while Brandon Rolfe has started at both left guard and left tackle in 2020. Josh Oatis, who has played in 22 career contests, owns starts at left and right tackle, while Makai Hart, also a second-team all-conference performer, returned to the lineup against UAB and

has started the last seven games at either left or right tackle. Bosah Osakwe started the first two games at right guard, Terrell Haynes earned starts at guard in each of the last five contests and Demetris Allen made his second start of the fall at guard in the win over UTEP.

WREAKING HAVOC

The UTSA defense has a new look in 2020 with a 3-4 front and that new alignment has helped to wreak havoc for opposing backfields, as the Roadrunners lead Conference USA and rank 20th in the country with 7.5 tackles for loss per game. In the season-opening win over Texas State, the Roadrunners recorded a school-record 14 tackles for loss, a total that is tied for the second-most by an FBS team in a game this season. UTSA hit the double-digit mark once again with 10 in the 24-10 win against Stephen F. Austin on Sept. 19 before posting nine stops behind the line of scrimmage in the 37-35 victory against Middle Tennessee and seven versus UAB. The Roadrunners matched the school record with 14 TFL against Florida Atlantic and they tallied eight in the win over Southern Miss. Their 83 tackles for loss this season have cost opponents 326 combined yards, including 152 on 25 sacks, just two shy of the school record set in 2016.

TOUGH AGAINST THE RUN

The Roadrunners have been tough against the run for much of the season, particularly in the last five games. UTSA has held three of its last five opponents to fewer than 80 yards on the ground, including 75 in the Southern Miss victory, 77 in the triumph over UTEP and 78 in the win against Louisiana Tech. UTSA allowed just 122.0 yards per game and 3.6 yards per attempt during that five-game stretch. The Birds also yielded only 59 rushing yards in the win over Stephen F. Austin and 123 in the season-opening victory over Texas State. For the season, UTSA is surrendering 152.7 rushing yards per game and 4.1 yards per rushing attempt.

GIVE ME THAT

The UTSA defense has emerged as one of the best units in the nation when it comes to forcing turnovers. The Roadrunners have come up with 18 total takeaways through 11 games, which leads Conference USA and stands 18th nationally. Eleven of those turnovers have come in the form of an interception, including a league-best four by Rashad Wisdom (5th/FBS), two by Corey Mayfield Jr. and one each from Trevor Harmanson, Clarence Hicks, Antonio Parks, Donyai Taylor and Tariq Woolen. UTSA's 11 picks pace C-USA and rank 19th in the FBS. Meanwhile, UTSA has recovered seven fumbles this fall, good for second in C-USA and 30th nationally. Christian Clayton and Jamal Ligon are tied for 11th in the FBS with two fumble recoveries apiece, which also is good for a share of the No. 2 spot on UTSA's single-season list. On the strength of the 18 takeaways, the Roadrunners also lead the conference and stand 22nd in the nation in turnover margin (+8).

WILEY A WELCOME ADDITION

Graduate transfer Charles Wiley has been a welcome addition to the defensive front seven this season. A native of Georgia, the honorable mention All-Conference USA selection joined the Roadrunners this summer after appearing in 33 career games at Mississippi and immediately worked his way into the rotation at outside linebacker. He has played in all 11 games and started the last 10, posting 39 total tackles and four quarterback hurries. Wiley shared the team lead with nine tackles for loss to go along with two sacks, one PBU and a fumble recovery. His production has grown over the last seven contests with 30 tackles and 5.5 TFL, including six stops apiece against No. 15 BYU and Army, as well as eight tackles and 3.5 TFL versus Florida Atlantic.

SENIOR STANDOUT PACES DEFENSIVE FRONT

In its short history, UTSA has made a name for itself by producing defensive linemen who have moved on to the professional ranks. Headlining that list is 2018 NFL first round draft pick Marcus Davenport, the 2017 Conference USA Defensive Player of the Year and a current member of the New Orleans Saints. Jaylon Haynes, an honorable mention all-conference pick, could be the next Roadrunner to join the likes of Davenport, Eric Banks, Ashaad Mabry, Jason Neill, Brian Price and Kevin Strong Jr. The senior from Wharton, Texas, enjoyed a breakout 2019 season that saw him lead all UTSA defensive linemen with 40 tackles, 12.5 tackles for loss and six quarterback hurries en route to honorable mention all-conference accolades. The 2017 C-USA All-Freshman Team selection has continued to be a force in the middle this season with six tackles for loss, four sacks, and a trio of quarterback hurries. Haynes, who missed the UAB and BYU contests due to injury, returned to the lineup and registered three tackles — and a sack that was negated due to a penalty — against Army before adding a stop and a pressure for a defense that held Louisiana Tech to 247 yards, including 35 after halftime. Haynes, who missed the Florida Atlantic game, returned to help the Roadrunners hold UTEP to 246 yards of offense, including just 77 on the ground. He posted three tackles, a sack and a pressure in helping UTSA hold North Texas to 17 points, 22 below its average entering the game. Haynes has recorded 21.5 career TFL, good for fifth place on UTSA's all-time list.

AN ACTIVE PRESENCE IN THE MIDDLE

Junior inside linebacker Trevor Harmanson has emerged as an active presence in the middle of the UTSA defense this season. The Dickinson, Texas, native shares the team lead with nine tackles for loss and he ranks third on the team with 68 total tackles to go along with seven quarterback hurries, two pass breakups, one sack and an interception. The honorable mention All-Conference USA performer has registered five or more tackles in all but one contest, including a season-high nine tackles in his last outing. He also had two hurries, a forced fumble and a PBU in that 49-17 win over North Texas to earn C-USA Defensive Player of the Week accolades. Harmanson made eight stops in the 23-20 road win over Southern Miss and also recorded eight tackles, including 1.5 behind the line of scrimmage, in the triumph over Middle Tennessee on Sept. 25. Harmanson, who joined UTSA in 2019 after one season at Blinn College, logged seven stops, including 1.5 TFL, and a pair of QB pressures in the victory against Stephen F. Austin. He came up with his first career pick in the road setback to UAB and he tallied two tackles for loss as part of seven total tackles at Florida Atlantic. Harmanson has totaled 116 total tackles and 17.5 tackles for loss in 23 career games as a Roadrunner.

FRESHMAN LINEBACKER TURNING HEADS

True freshman Jamal Ligon has turned heads in his short time as a Roadrunner. A two-time district utility player of the year after playing tight end, fullback and defensive line at Tyler Lee High School under Kurt Traylor, UTSA head coach Jeff Traylor's brother and current Roadrunners tight ends coach, he has appeared in all 11 games and earned a start at inside linebacker in nine contests. After registering four stops in the season-opening win at Texas State and a pair of tackles in the triumph over Stephen F. Austin, The Conference USA All-Freshman Team pick and honorable mention all-conference performer exploded for a school-record 19 tackles in the 37-35 victory against Middle Tennessee on Sept. 25. Ligon turned in eight solo stops and 1.5 sacks as part of his record-setting tackles total to go along with a pair of quarterback hurries and he was named Athlon Sports' Defensive Freshman of the Week and Conference

USA Defensive Player of the Week for his performance against the Blue Raiders. His 19 tackles eclipsed the previous program standard of 16 set in 2011 by Cody Rogers and it marks the fourth-most tackles made by an FBS player in a game this season. The FWAA Freshman All-American watch list member added five tackles and he forced and recovered a fumble against UAB and made nine versus Army. He tallied seven stops, 1.5 tackles for loss, a half-sack and one pass breakup in the win over Louisiana Tech and came up with seven stops to help UTSA limit UTEP to 246 yards of offense. Ligon posted a team-high nine tackles, including 1.5 tackles for loss and a strip-sack, in the 23-20 road win over Southern Miss. He ranks second on the team with 72 total tackles, and he has 7.5 tackles for loss, four sacks, four quarterback hurries, two forced fumbles and a PBU. Ligon also has a pair of fumble recoveries, which is tied for the 11th in the FBS.

WISDOM IN THE SECONDARY

Despite being on the UTSA campus for less than two years, sophomore safety Rashad Wisdom has emerged as one of the team leaders. The Converse Judson High School product enrolled in January 2019 and immediately had an impact on the program on and off the field. He earned Conference USA All-Freshman Team honors after racking up 44 tackles, 5.5 tackles for loss, a pair of sacks and an interception that he returned 34 yards for a touchdown in his debut campaign. Wisdom provided quite the encore in his 2020 debut, recording a team-high 10 tackles, including 1.5 TFL, and returning an interception 81 yards for a touchdown in the fourth quarter. The first-team All-Conference USA selection again led the defense in tackles with nine in the win against Stephen F. Austin on Sept. 19 before posting nine in the 37-35 triumph over Middle Tennessee. He recorded five solo stops and his second interception of the fall before being ejected for targeting in the second half of the UAB contest. He tallied a team-high 10 tackles and broke up a pass in the 27-26 win over Louisiana Tech on Oct. 24 and then registered a game-high 13 stops, including nine solos and one behind the line, against Florida Atlantic. He made a team-best nine tackles and forced a pair of fumbles in the 52-21 rout of UTEP and collected Jim Thorpe Award National Player of the Week and C-USA Defensive Player of the Week accolades for his performance. Wisdom, who totaled seven stops and an interception in the win over Southern Miss and then picked off his school-record-tying fourth pass of the season in the victory over North Texas, ranks sixth in C-USA with a team-high 82 tackles and his four picks lead the league and rank fifth nationally. Wisdom's family captured the hearts of the UTSA football program and the San Antonio community over the past year by sharing the story of Rashad's younger brother, Bryce, who was diagnosed with cancer in 2019 and passed away at the age of 17 in July of this year. UTSA is wearing a "Bryce Strong" helmet sticker this season in his honor.

A DEPENDABLE OPTION

UTSA senior place-kicker Hunter Duplessis has emerged as a dependable option with his right leg. The Lou Groza Award semifinalist has made 16 of 18 field goals this season, placing him in a tie for 11th in the FBS for total field goals and in the top 25 nationally in both field goals per game (1.45) and field goal percentage (.889). A former walk-on from San Antonio Cole High School, he made his last nine kicks of the 2019 campaign and the first 14 this season before he saw his consecutive field goals made streak end at 23 with a block in the second half of the 27-26 win over Louisiana Tech on Oct. 24. The first-team All-Conference USA selection made all three of his attempts in the season opener, including the game-winning 29-yarder at the end of the second

overtime, to help lift UTSA to a 51-48 triumph over Texas State on Sept. 12, and he earned C-USA Special Teams Player of the Week accolades for his performance. Duplessis drilled his only field-goal attempt in the win against Stephen F. Austin on Sept. 19 before making all three kicks in the win over Middle Tennessee. He booted a pair of field goals versus UAB and drilled 39- and 36-yard field goals against BYU. A semifinalist for the William V. Campbell Trophy, he made a career-long 50-yard field goal, the fifth-longest in program history, on his only attempt in the Army contest before going 2 for 3 versus Louisiana Tech. The Burlsworth Trophy nominee and C-USA All-Academic Team honoree made his only attempt — a 49-yarder in wet conditions on grass surface — at Florida Atlantic and then drilled another 49-yard attempt in the 52-21 win against UTEP. Duplessis' 25 career field goals rank third in school annals and his 16 this fall currently stand third on the single-season list, three behind the record of 19. He also has made 37 of 38 extra-point attempts this fall and 62 for his career, which puts him second on the school's all-time chart.

PUNTER FROM DOWN UNDER

In its short history, UTSA has developed consistent success in the punting game with the likes of Kristian Stern and Yannis Routsas, a 2017 Ray Guy Award semifinalist. Sophomore punter Lucas Dean has emerged as the next in that punting lineage. A product of Prokick Australia and the first Roadrunner from Down Under, Dean has used an Australian Rules Football background to help provide UTSA with a weapon in the kicking game since his arrival on campus in 2019. As a true freshman, he averaged 40.8 yards on 65 punts and booted 12 of 50-plus yards. He also pinned opponents inside the 20-yard line 16 times and induced 28 fair catches. Through 11 games this season, the Conference USA Special Teams Player of the Year and first-team all-conference performer leads the league and ranks fourth in the FBS with a 46.3 average, and he has averaged at least 45.0 yards per punt in eight outings. Of his 55 punts, 21 have sailed 50-or-more yards, including 15 inside the 10 and seven inside the 5. He has seen 27 punts been downed inside the 20, while 39 punts have not been returned. Dean averaged 49.2 yards on six punts — including a 57-yard bomb that was downed at the 9-yard line — in the 37-35 win against Middle Tennessee on Sept. 19. He punted six times for a 45.0 average with five pinning UAB inside its own 20, including a 55-yarder that was downed at the 1, and was named Ray Guy Punter of the Week for his performance. Dean averaged 45.2 yards on five punts with two downed inside the BYU 20, including a 59-yard boot that bounced out of bounds at the 2. He had four punts for a 46.5 average, including a 47-yarder that went out of bounds at the 8-yard line late in the win over Louisiana Tech and then averaged 47.9 yards on eight punts, including a career-best 67-yarder that ranks as the second-longest in program history, versus Florida Atlantic. In the 23-20 road win over Southern Miss, Dean averaged 47.7 yards on six punts with five inside the 20 and three going for 50-plus yards, including a 55-yarder that was downed at the 16 in the fourth quarter. In his last outing against North Texas, he averaged 46.7 yards on three punts with two inside the 20 and he was tabbed C-USA Special Teams Player of the Week for his performance.

ANOTHER PROGRAM FIRST

UTSA made history on Sept. 20 after receiving votes in that week's Associated Press Top 25 Poll. Now in their 10th season of football and ninth as a member of an FBS conference, the Roadrunners received two votes, marking the first time UTSA has collected a vote for either of the weekly top 25 polls.

BROTHERLY DUOS

UTSA has two sets of brothers on the 2020 roster in junior offensive lineman Kevin Davis and freshman wide receiver Isaiah Davis, along with junior safety Dadrion Taylor and freshman safety Donyai Taylor. That makes the Roadrunners one of 27 FBS teams with at least two brotherly duos.

UTSA ROSTER BREAKDOWN

UTSA's 116-man roster features 21 seniors, 27 juniors, 30 sophomores and 38 redshirt or true freshmen. The roster lists 87 players — 75% — who hail from the state of Texas, while the next-closest state is Louisiana with eight. There are five players from both California and Mississippi, while three call Florida home and a pair are from Georgia. UTSA has one player each from Hawai'i, Maryland, Michigan and Tennessee, while Lucas Dean is the first Roadrunner from Australia.

REPRESENTING THE 210

UTSA head coach Jeff Traylor and his staff have placed an emphasis on recruiting the 210 area code, which covers the city of San Antonio and surrounding areas. The current roster already includes a lengthy list of 25 local players:

Name (High School)

Josh Adkins (Smithson Valley)
 Jabari Aiken (Johnson)
 Rudy Aleman Jr. (Warren)
 Brenden Brady (Steele)
 Spencer Burford (Wagner)
 Oscar Cardenas (Brandeis)
 JayVeon Cardwell (Steele)
 Cade Collenback (O'Connor)
 Hunter Duplessis (Cole)
 KJ Elder (Warren)
 Shaquan Flagg (Brennan)
 Frank Harris (Clemens)
 Jaden Jones (East Central)
 Magnus Kirby (Sam Houston)
 Brandon Matterson (Brandeis)
 Sincere McCormick (Judson)
 Matthew Ojeda (Int'l School of the Americas)
 Jaren Randle (Johnson)
 Justin Rodriguez (Johnson)
 Daniel Santallana (East Central)
 Jordan Smith (Brennan)
 Xavier Spencer (Judson)
 Wiliam Turner (Randolph)
 Julon Williams (Judson)
 Rashad Wisdom (Judson)

UTSA TRIANGLE OF TOUGHNESS

UTSA head coach Jeff Traylor has installed many new ideas since his hiring, including his Culture Pillars: Integrity, Passion, Mental & Physical Toughness, Selfless and Perfect Effort. As part of that new culture, the players voted after fall camp on who would earn single-digit jersey numbers, a reward for representing mental and physical toughness on and off the field. Nos. 0-9 were unveiled in a series of tweets and the numbers 2, 1 and 0 were chosen for the players voted to represent the 210 Brand, the UTSA Triangle of Toughness. Below are the single-digit jersey numbers as voted by their teammates:

- 0 – Frank Harris, Rashad Wisdom
- 1 — Jaylon Haynes
- 2 — Sheldon Jones
- 3 — Sincere McCormick
- 4 — Antonio Parks, Leroy Watson
- 5 — Brenden Brady
- 6 — Brennon Dingle
- 7 — Dadrian Taylor
- 8 — Solomon Wise
- 9 — Clarence Hicks

Trevor Harmanson also was voted into the single-digit group but elected to stay in No 15, while offensive linemen Spencer Burford, Ahofitu Maka and Dominic Pastucci also received the necessary votes but cannot change to a single-digit number due to their position.

LEADERSHIP COUNCIL ELECTED

UTSA has elected a Leadership Council made up of representatives from each position group.

- QB — Frank Harris
- RB — Brenden Brady
- WR — Sheldon Jones
- TE — Leroy Watson
- OL — Dominic Pastucci
- DL — Jaylon Haynes
- LB — DeQuarius Henry, Tyler Mahnke
- DB — Rashad Wisdom
- ST — Hunter Duplessis, Myles Benning

UTSA ANNOUNCES EARLY SIGNING CLASS

UTSA head coach Jeff Traylor has announced the program's early 2021 signing class of 16 student-athletes. The class includes Keyorian Barnes, Clifford Chatman, Nick Evans, Ronnie Garza, River Gordon, Caden Holt, JaCorey Hyder, Malik Jones, Luke Lapeze, Eddie Lee Marburger, Noah Mitchell, Xavier Player, Jalen Rainey, Kamron Scott, Ron Tatum III and Ronald Triplette. The group includes nine high school players, five who are coming from the junior college ranks and a pair of transfers. Eleven of the new Roadrunners are from the state of Texas, including four from the San Antonio area, two apiece from East Texas, the Greater Houston Area and the Rio Grande Valley, and one from the Dallas/Fort Worth Metroplex. Of the 16-member class, 15 are rated as 3-star prospects by at least one of the major recruiting services, while Ron Tatum III was a 4-star prospect.



« UTSA ROADRUNNERS COACHING STAFF SPEED CHART »

« ON THE SIDELINE »



Jeff Traylor
Head Coach



Tyrone Nix
Defensive Coordinator/
Linebackers



Barry Lunney Jr.
Offensive
Coordinator/QBs



Tommy Perry
Special Teams
Coordinator



Will Stein
Passing Game
Coordinator/Wide
Receivers



Matt Mattox
Run Game
Coordinator/
Offensive Line



Rod Wright
Run Game
Coordinator/
Defensive Line



Julian Griffin
Running Backs



Nick Graham
Cornerbacks

« IN THE BOOTH »



Kurt Traylor
Tight Ends



Jess Loepp
Safeties

QUICK NUGGETS

JUNIOR • QB • JOSH ADKINS

- Started 20 games at New Mexico State and threw for 5,151 yards and 27 TDs

JUNIOR • RB • BRENDEN BRADY

- Ran for 3,903 yards and 49 TDs in his career at Cibola Steele High School

JUNIOR • OL • SPENCER BURFORD

- First four-star recruit in UTSA history, out of San Antonio's Wagner High School
- Second-Team All-Conference USA performer

SOPHOMORE • P • LUCAS DEAN

- Punter out of Dunsborough, Australia, the first UTSA player from Down Under
- C-USA Special Teams Player of the Year and first-team all-conference selection

SENIOR • PK/P • HUNTER DUPLESSIS

- Lou Groza Award and Campbell Trophy semifinalist
- Former walk-on who earned his undergraduate degree in information systems and cyber security in August 2020
- C-USA All-Academic Team selection

SOPHOMORE • WR • ZAKHARI FRANKLIN

- Honorable mention all-conference pick who is the Roadrunner with three 100-yard receiving games in one year

JUNIOR • LB • TREVOR HARMANSON

- Honorable mention all-conference performer who has started all 11 games at ILB this season

JUNIOR • QB • FRANK HARRIS

- Honorable mention all-conference pick who owns a 7-2 record in 9 starts this season
- First UTSA QB with three career 100-yard rushing games

SENIOR • DT • JAYLON HAYNES

- Honorable mention all-conference performer who ranks fifth in UTSA history with 21.5 TFL

SENIOR • LB • DEQUARIUS HENRY

- Ranks fourth in UTSA career history with 10 sacks

JUNIOR • CB • COREY MAYFIELD JR.

- Honorable mention all-conference selection who has started all 11 games at CB this fall
- Father played at Oklahoma and in NFL

SOPHOMORE • RB • SINCERE MCCORMICK

- Earl Campbell Tyler Rose Award finalist
- Dave Campbell's Texas Football Texas College Player of the Year
- C-USA Offensive Player of the Year and first-team all-conference performer

- Owns 12 UTSA rushing records

FRESHMAN • LB • JAMAL LIGON

- C-USA All-Freshman honoree
- Played multiple positions for coach Kurt Traylor, UTSA's tight ends coach, at Tyler Lee High School, seeing time at defensive end, linebacker, tight end and fullback

SENIOR • TE • LEROY WATSON

- Skilled piano player who has started 20 games at TE over the last two seasons

SOPHOMORE • S • RASHAD WISDOM

- First-Team All-Conference USA performer who is tied for the UTSA single-season record with four interceptions
- UTSA wears a "Bryce Strong" helmet sticker to honor his late brother, Bryce, who passed away from cancer in July 2020

JUNIOR • CB • TARIQ WOOLEN

- A 6-foot-5 cornerback who moved to the position from wide receiver late in 2019

ROADRUNNERS IN THE NFL

A total of four former Roadrunners are currently active in the NFL, including the first NFL first-round pick out of UTSA, Marcus Davenport.

Los Angeles Rams

Eric Banks, DE (2016-19)

New Orleans Saints

Marcus Davenport, DE (2014-17)

Green Bay Packers

Brian Price, DT (2013-15)

Detroit Lions

Kevin Strong Jr., DL (2015-18)

DRAFTEES, FREE-AGENT SIGNEES AND MINI-CAMP INVITATIONS

Eric Banks - Los Angeles Rams (free agent)

Marcus Davenport — New Orleans Saints (1st round / 14th overall)

Devron Davis — Baltimore Ravens (rookie mini-camp invite)

Josh Dunlop - Los Angeles Chargers (free agent)

Michael Egwuagu — Chicago Bears (rookie mini-camp invite)

Andrew King — Buffalo Bills (rookie mini-camp invite)

Ashaad Mabry — New Orleans Saints, Carolina Panthers (free agent)

Jeremiah Moeller — Chicago Bears (rookie mini-camp invite)

Jordan Moore — Atlanta Falcons, Denver Broncos (free agent)

David Morgan II — Minnesota Vikings (6th round / 188th overall)

Jason Neill — Cleveland Browns, Dallas Cowboys (free agent)

Bennett Okotcha — Tennessee Titans (free agent)

Austin Pratt — Tampa Bay Buccaneers (rookie mini-camp invite)

Brian Price — Green Bay Packers, Dallas Cowboys, Cleveland Browns (free agent)

Yannis Routsas — Washington Redskins (rookie mini-camp invite)

Kevin Strong Jr. — Detroit Lions (free agent)

Dalton Sturm — Dallas Cowboys (free agent)

Josiah Tavaeafa — New York Giants (free agent)

Josh Walker — Pittsburgh Steelers (rookie mini-camp invite)

Triston Wade — Seattle Seahawks (free agent)

Jarveon Williams — Cincinnati Bengals (free agent)

*Teddy Williams — Chicago Bears, Arizona Cardinals, Indianapolis Colts, Dallas Cowboys, Jacksonville Jaguars, Carolina Panthers, New York Giants (free agent)

* did not play football at UTSA (track & field)



SINGLE-SEASON RECORD WATCH

RUSHING

Rushes			
1.	Sincere McCormick	226	2020
2.	Jarveon Williams	207	2016
3.	Sincere McCormick	177	2019
4.	Jarveon Williams	173	2015
5.	Jalen Rhodes	155	2016

Rushing Yards

1.	Sincere McCormick	1,345	2020
2.	Jarveon Williams	1,042	2015
2.	Sincere McCormick	983	2019
4.	Jarveon Williams	900	2016
5.	Jalen Rhodes	827	2016

Rushing Yards Per Attempt (min. 75 attempts)

1.	Jarveon Williams	6.02	2015
2.	Sincere McCormick	5.95	2020
3.	Sincere McCormick	5.55	2019
4.	Jalen Rhodes	5.34	2016
5.	David Glasco II	5.22	2013

Rushing Yards Per Game

1.	Sincere McCormick	134.5	2020
2.	Jarveon Williams	94.7	2015
3.	Sincere McCormick	81.9	2019
4.	Jarveon Williams	69.2	2016
5.	Jalen Rhodes	68.9	2016

Rushing Touchdowns

1.	Sincere McCormick	11	2020
2.	Jalen Rhodes	9	2016
3.	Jarveon Williams	8	2015
3.	Evans Okotcha	8	2012
5.	Jarveon Williams	8	2016
5.	Sincere McCormick	8	2019

PASSING

Completion Percentage (min. 100 attempts)

1.	Frank Harris	63.8	2020
2.	Eric Soza	62.6	2013
3.	Dalton Sturm	62.3	2017
4.	Blake Bogenschutz	59.1	2015
5.	Dalton Sturm	59.0	2015

RECEIVING

Receptions

1.	Greg Campbell Jr.	58	2018
2.	Joshua Cephus	55	2020
3.	Kerry Thomas Jr.	52	2015
4.	David Morgan II	45	2015
5.	Zahkari Franklin	44	2020

Receiving Yards

1.	Josh Stewart	682	2016
2.	Greg Campbell Jr.	658	2018
3.	Zahkari Franklin	579	2020
4.	Kam Jones	578	2011
5.	David Morgan II	566	2015
6.	Kerry Thomas Jr.	555	2016
-	Joshua Cephus	521	2020

Receiving Yards Per Game

1.	Zahkari Franklin	64.3	2020
2.	Kam Jones	57.8	2011
3.	Zahkari Franklin	54.6	2019
4.	Josh Stewart	52.5	2016
5.	Joshua Cephus	47.4	2020
6.	David Morgan II	47.2	2015

Receiving Touchdowns

1.	Kerry Thomas Jr.	8	2016
2.	Zahkari Franklin	6	2020
3.	David Morgan II	5	2015
3.	Josh Stewart	5	2016
5.	Brandon Freeman	4	2011
-	Cole Hicks	4	2012
-	Cole Hubble	4	2012
-	Kerry Thomas Jr.	4	2015
-	Kerry Thomas Jr.	4	2017
-	Carlos Strickland II	4	2019
-	Joshua Cephus	4	2020

MISCELLANEOUS YARDS

All-Purpose Yards

1.	Sincere McCormick	1,467	2020
2.	Sincere McCormick	1,177	2019
3.	Jarveon Williams	1,121	2016
4.	Jarveon Williams	1,109	2015
5.	Kam Jones	1,079	2013

All-Purpose Yards Per Game (min. 5 games)

1.	Sincere McCormick	146.7	2020
2.	Jarveon Williams	100.8	2015
3.	Kam Jones	98.1	2013
4.	Sincere McCormick	98.1	2019
5.	Jarveon Williams	95.6	2014

SCORING

Points

1.	Evans Okotcha	66	2012
1.	Sincere McCormick	66	2020
3.	Jalen Rhodes	60	2016
4.	Sincere McCormick	54	2019
5.	Jarveon Williams	48	2015
-	Kerry Thomas Jr.	48	2016
-	Jarveon Williams	48	2016

Points by a Kicker

1.	Hunter Duplessis	85	2020
2.	Victor Falcon	79	2016
3.	Sean Ianno	71	2013
4.	Sean Ianno	70	2014
5.	Sean Ianno	64	2011

Touchdowns

1.	Evans Okotcha	11	2012
1.	Sincere McCormick	11	2020
3.	Jalen Rhodes	10	2016
4.	Sincere McCormick	9	2019
5.	Jarveon Williams	8	2015
-	Kerry Thomas Jr.	8	2016
-	Jarveon Williams	8	2016

Extra Points

1.	Victor Falcon	43	2016
2.	Sean Ianno	38	2013
3.	Hunter Duplessis	37	2020
4.	Sean Ianno	31	2011
5.	Daniel Portillo	27	2015

Field Goals

1.	Jared Sackett	19	2017
2.	Sean Ianno	17	2014
3.	Hunter Duplessis	16	2020
4.	Jared Sackett	14	2018
5.	Victor Falcon	12	2016

SPECIAL TEAMS

Kickoffs

1.	Daniel Portillo	68	2016
2.	Sean Ianno	60	2013
3.	Daniel Portillo	52	2017
4.	Matthew Cluck	51	2019
5.	Hunter Duplessis	46	2020

Touchbacks

1.	Daniel Portillo	27	2016
2.	Sean Ianno	21	2013
3.	Matthew Cluck	20	2019
4.	Sean Ianno	16	2014
-	Daniel Portillo	16	2015
-	Daniel Portillo	16	2017
-	Hunter Duplessis	15	2020

Kickoff Returns

1.	Brett Winnegan	36	2015
2.	Derrick Dick	26	2015
3.	Kam Jones	21	2013
3.	Matt Guidry	21	2018
5.	Kenny Harrison	19	2011
-	Matt Guidry	19	2016
-	Brennon Dingle	18	2020

Kickoff Return Yards

1.	Brett Winnegan	747	2015
2.	Derrick Dick	592	2015
3.	Kenny Harrison	510	2011
4.	Matt Guidry	495	2018
5.	Matt Guidry	434	2016
-	Brennon Dingle	384	2020

Punting Average (min. 20 attempts)

1.	Lucas Dean	46.31	2020
2.	Yannis Routsas	42.93	2018
3.	Yannis Routsas	42.00	2016
4.	Yannis Routsas	41.55	2017
5.	Kristian Stern	41.23	2014
6.	Lucas Dean	40.78	2019

Punt Returns

1.	Kenny Harrison	24	2014
2.	Sheldon Jones	20	2020
3.	JaBryce Taylor	19	2016
4.	Sheldon Jones	17	2019
5.	Derrick Dick	16	2015

DEFENSE

Total Tackles

1.	Josiah Tauaefa	115	2016
2.	Josiah Tauaefa	113	2018
3.	Brandon Reeves	95	2012
4.	Triston Wade	94	2013
5.	Duke Wheeler	93	2015
-	Rashad Wisdom	82	2020

Solo Tackles

1.	C.J. Levine	67	2018
2.	Duke Wheeler	62	2015
-	Josiah Tauaefa	62	2018
4.	Andrew Martel	57	2019
5.	Triston Wade	54	2013
-	Rashad Wisdom	54	2020

Tackles For Loss

1.	Marcus Davenport	17.5	2017
2.	Jaylon Haynes	12.5	2019
3.	Josiah Tauaefa	11.5	2018
4.	Jason Neill	11.0	2015
-	La'Kel Bass	11.0	2016
-	Trevor Harmanson	9.0	2020
-	Charles Wiley	9.0	2020

Sacks

1.	Jason Neill	8.5	2015
-	Marcus Davenport	8.5	2017
3.	Marlon Smith	8.0	2011
4.	Marcus Davenport	6.5	2016
5.	Brandon Reeves	6.0	2011
-	Trumane Bell II	4.5	2020

Quarterback Hurries

1.	Marcus Davenport	8	2016
-	Marcus Davenport	8	2017
3.	Jason Neill	7	2012
-	Josiah Tauaefa	7	2016
-	Trevor Harmanson	7	2020
-	Clarence Hicks	7	2020
5.	Jaylon Haynes	6	2019
-	Lorenzo Dantzler	6	2020

Forced Fumbles

1.	Nic Johnston	4	2012
-	Triston Wade	4	2012
-	Robert Singletary	4	2014
4.	Marcus Davenport	3	2017
-	Eric Banks	3	2017
-	Triston Wade	3	2011
-	Rashad Wisdom	2	2020
-	Jamal Ligon	2	2020

Interceptions

1.	Erik Brown	4	2012
-	Triston Wade	4	2012
-	Triston Wade	4	2014
-	Bennett Okotcha	4	2015
-	Nate Gaines	4	2017
-	Cassius Grady	4	2018
-	Rashad Wisdom	4	2020

Interception Return Yards

1.	Rashad Wisdom	107	2020
2.	Triston Wade	93	2013
3.	Trevor Baker	85	2015
4.	Michael Ekwuagu	83	2015
5.	Jason Neill	67	2011

Passes Defended

1.	Erik Brown	16	2012
2.	Triston Wade	14	2014
-	Bennett Okotcha	14	2015
4.	Triston Wade	11	2012
-	Bennett Okotcha	11	2013
-	Corey Mayfield Jr.	8	2020

CAREER RECORD WATCH

RUSHING

Rushes

1. Jarveon Williams	474	2013-16
2. Jalen Rhodes	421	2015-18
3. Sincere McCormick	403	2019-present
4. David Glasco II	400	2011-14
5. Dalton Sturm	360	2014-17

Rushing Yards

1. Jarveon Williams	2,393	2013-16
2. Sincere McCormick	2,328	2019-present
3. Jalen Rhodes	1,996	2015-18
4. David Glasco II	1,752	2011-14
5. Dalton Sturm	1,227	2014-17

Rushing Yards Per Attempt (min. 150 attempts)

1. Sincere McCormick	5.77	2019-present
2. Jarveon Williams	5.05	2013-16
3. Jalen Rhodes	4.74	2015-18
4. Evans Okotcha	4.67	2011-13
5. Tyrell Clay	4.40	2014-17

Rushing Yards Per Game (min. 10 games)

1. Sincere McCormick	105.8	2019-present
2. Jarveon Williams	55.7	2013-16
3. Lowell Narcisse	44.7	2019
4. Jalen Rhodes	43.4	2015-18
5. David Glasco II	39.8	2011-14

Rushing Touchdowns

1. David Glasco II	20	2011-14
2. Jarveon Williams	19	2013-16
3. Sincere McCormick	19	2019-present
4. Jalen Rhodes	18	2015-18
5. Eric Soza	16	2011-13

PASSING

Passing Attempts

1. Eric Soza	966	2011-13
2. Dalton Sturm	811	2014-17
3. Frank Harris	320	2019-present
4. Lowell Narcisse	257	2019-present
5. Cordale Grundy	225	2018-19

Passing Completions

1. Eric Soza	574	2011-13
2. Dalton Sturm	482	2014-17
3. Frank Harris	212	2019-present
4. Lowell Narcisse	142	2019-present
5. Tucker Carter	119	2012-14

Passing Yards

1. Eric Soza	6,952	2011-13
2. Dalton Sturm	5,768	2014-17
3. Frank Harris	1,908	2019-present
4. Lowell Narcisse	1,643	2019-present
5. Tucker Carter	1,273	2012-14

Passing Yards Per Game

1. Eric Soza	217.2	2011-13
2. Dalton Sturm	164.8	2014-17
3. Blake Bogenschutz	147.4	2014-15
4. Frank Harris	136.3	2019-present
5. Ryan Polite	120.8	2012

Completion Percentage (min. 100 attempts)

1. Frank Harris	66.2	2019-present
1. Tucker Carter	59.5	2012-14
2. Eric Soza	59.4	2011-13
3. Dalton Sturm	59.4	2014-17
4. Blake Bogenschutz	58.5	2014-15
5. Lowell Narcisse	55.3	2019-present

Passing Touchdowns

1. Dalton Sturm	49	2014-17
2. Eric Soza	46	2011-13
3. Frank Harris	13	2019-present
4. Lowell Narcisse	11	2019-present
5. Tucker Carter	5	2012-14
6. Cordale Grundy	5	2018-19

Passing Efficiency (min. 100 attempts)

1. Dalton Sturm	134.7	2014-17
2. Eric Soza	130.8	2011-13
3. Frank Harris	125.4	2019-present
4. Lowell Narcisse	119.2	2019-present
5. Blake Bogenschutz	115.5	2014-15

RECEIVING

Receptions

1. Kam Jones	130	2011-14
2. Kerry Thomas Jr.	127	2014-17
3. Aaron Grubb	94	2012-15
4. Greg Campbell Jr.	90	2015-18
5. Kenny Harrison	88	2011-14
6. Zakhari Franklin	82	2019-present

Receiving Yards

1. Kerry Thomas Jr.	1,630	2014-17
2. Kam Jones	1,478	2011-14
3. Josh Stewart	1,200	2016-17
4. David Morgan II	1,104	2011-15
5. Zakhari Franklin	1,070	2019-present

Yards Per Reception (min. 40 receptions)

1. Kenny Bias	18.25	2011-15
2. Cole Hubble	16.34	2011-14
3. Josh Stewart	16.00	2016-17
4. Evans Okotcha	13.72	2011-13
5. JaBryce Taylor	13.58	2015-16
6. Zakhari Franklin	13.00	2019-present

Receiving Yards Per Game

1. Zakhari Franklin	59.4	2019-present
2. Josh Stewart	50.0	2016-17
3. Kerry Thomas Jr.	35.4	2014-17
4. Greg Campbell Jr.	34.3	2015-18
5. Kam Jones	32.8	2011-14

Receiving Touchdowns

1. Kerry Thomas Jr.	17	2014-17
2. Zakhari Franklin	9	2019-present
3. David Morgan II	8	2011-15
4. Josh Stewart	8	2016-17
5. Cole Hubble	6	2011-14
6. Kenny Bias	6	2011-15

MISCELLANEOUS

Total Offense Yards

1. Eric Soza	7,970	2011-13
2. Dalton Sturm	6,995	2014-17
3. Frank Harris	2,471	2019-present
4. Jarveon Williams	2,396	2013-16
5. Lowell Narcisse	2,261	2019-present
6. Sincere McCormick	2,077	2019-present

Total Offense Yards Per Game (min. 10 games)

1. Eric Soza	249.1	2011-13
2. Dalton Sturm	199.9	2014-17
3. Frank Harris	176.5	2019-present
4. Lowell Narcisse	150.7	2019-present
5. Cordale Grundy	105.2	2018-19
6. Sincere McCormick	98.9	2019-present

All-Purpose Yards

1. Jarveon Williams	3,463	2013-16
2. Kam Jones	3,144	2011-14
3. Sincere McCormick	2,644	2019-present
4. Jalen Rhodes	2,469	2015-18
5. Kenny Harrison	2,179	2011-14

All-Purpose Yards Per Game

1. Sincere McCormick	120.2	2019-present
2. Jarveon Williams	80.5	2013-16
3. Kam Jones	69.9	2011-14
4. Derrick Dick	57.2	2015
5. Evans Okotcha	55.8	2011-13

SCORING

Points

1. David Glasco II	134	2011-14
2. Jarveon Williams	120	2013-16
3. Jalen Rhodes	120	2015-18
4. Sincere McCormick	120	2019-present
5. Evans Okotcha	114	2011-13

Points by a Kicker

1. Sean Ianno	256	2011-14
2. Jared Sackett	140	2017-18
3. Hunter Duplessis	137	2017-present
4. Victor Falcon	86	2015-17
5. Daniel Portillo	58	2014-17

Extra Points

1. Sean Ianno	109	2011-14
2. Hunter Duplessis	62	2017-present
3. Victor Falcon	47	2015-17
4. Jared Sackett	41	2017-18
5. Daniel Portillo	28	2014-17

Field Goals

1. Sean Ianno	49	2011-14
2. Jared Sackett	33	2017-18
3. Hunter Duplessis	25	2017-19
4. Victor Falcon	13	2015-17
5. Daniel Portillo	10	2014-17

SPECIAL TEAMS

Kickoffs

1. Daniel Portillo	179	2014-17
2. Sean Ianno	157	2011-14
3. Hunter Duplessis	76	2017-present
4. Matthew Cluck	51	2019
5. Josh Ward	38	2011-14

Punts

1. Yannis Routsas	254	2015-18
2. Kristian Stern	172	2011-14
3. Lucas Dean	120	2019-present
4. Josh Ward	61	2011-14
5. Daniel Portillo	4	2014-17

Punting Average (min 40 attempts)

1. Lucas Dean	43.3	2019-present
2. Yannis Routsas	41.48	2015-18
3. Kristian Stern	40.77	2011-14
4. Josh Ward	34.13	2011-14

Punt Returns

1. Kenny Harrison	43	2011-14
2. Sheldon Jones	42	2018-present
3. JaBryce Taylor	21	2015-16
4. Derrick Dick	16	2015
5. Brady Jones	14	2015-17

DEFENSE

Tackles For Loss

1. Marcus Davenport	38.0	2014-17
2. Kevin Strong Jr.	26.5	2015-18
3. Jason Neill	23.5	2011-15
4. Josiah Tavaeafa	22.5	2016-18
5. Jaylan Haynes	21.5	2017-present
6. Eric Banks	20.5	2016-19
7. Lorenzo Dantzler	20.5	2018-present
8. Trevor Harmanson	17.5	2019-present
9. DeQuarius Henry	16.0	2018-present

Sacks

1. Marcus Davenport	22.0	2014-17
2. Jason Neill	14.0	2011-15
3. Josiah Tavaeafa	11.5	2016-18
4. DeQuarius Henry	10.0	2017-present
5. Cody Rogers	9.0	2011-14
6. Lorenzo Dantzler	9.0	2017-present

« **UTSA FOOTBALL MEDIA POLICY** »

The UTSA Athletics Communications Office assists members of the media with their coverage of all 17 Roadrunners sports by coordinating interviews and providing feature ideas, notes, statistics and any other information needed to cover the athletics department. Media members may check the UTSA Athletic's official website — goUTSA.com — for the latest information on all Roadrunners sports.

INTERVIEW POLICY

All interviews with UTSA student-athletes and coaches must be arranged at least 24 hours in advance by contacting the Athletics Communications Office. Telephone interviews are available to the media on a "call-back" basis ONLY and at a time that is convenient for the interviewee. Contact information (i.e., cell phone numbers) for student-athletes and coaches WILL NOT be provided to the media.

MEDIA AVAILABILITY

During the season, UTSA head coach Jeff Traylor will be available during a Monday media roundtable session. Coach Traylor and student-athletes will be available post-practice on Tuesdays and Wednesdays (subject to change for short weeks) via Zoom. All interview requests for the week should be made by noon Monday of game weeks to help expedite the process.

PRACTICE POLICIES

UTSA football practices take place on the Main Campus near Roadrunner Field (softball). Practices are closed until further notice due to COVID-19 safety protocols. Questions pertaining to practice schedules and specific media information regarding coverage for all other sports may be directed to Kyle Stephens and/or Brent Ingram.

POSTGAME PROCEDURES

Following a brief cooling-off period, UTSA head coach Jeff Traylor and requested student-athletes will be made available via Zoom or in a socially distanced setting at the Alamodome. The UTSA Athletics Communications Staff will provide a link to join the meeting.

« **WHO TO CONTACT** »

Associate AD/Athletics Communications Kyle Stephens
cell: (210) 887-3636
email: kyle.stephens@utsa.edu

Associate Athletics Communications Director Brent Ingram
cell: (210) 845-8651
email: brent.ingram@utsa.edu

« **ON THE INTERNET** »

goUTSA.com

The official website of UTSA Athletics is the home for all the football information you need. Schedules, results, rosters, bios, stats, releases, game notes and the 2019 media guide and supplement can be found here.

ConferenceUSA.com


The official website of Conference USA contains updated standings, results, schedules, stats, releases, notes and much more.

ragincajuns.com


The official website of UTSA's opponent this week.

« **FOLLOW UTSA ON SOCIAL MEDIA** »

UTSA Athletics



UTSA Football



collegepressbox.com

collegepressbox.com is the official media website for Division I football. Access and download weekly game notes, quotes, statistics, media guides, headshots, logos and more for each conference and its member schools. Login information will be distributed to accredited media or you can apply for a password at collegepressbox.com/register.

« **UTSA ROADRUNNERS FOOTBALL WEEKLY SCHEDULE (SUBJECT TO CHANGE)** »

MONDAY, DEC. 21	TUESDAY, DEC. 22	WEDNESDAY, DEC. 23	THURSDAY, DEC. 24	FRIDAY, DEC. 25	SATURDAY, DEC. 26	SUNDAY, DEC. 27
Practice (closed) « No Media Availability »	Practice (closed) 11 a.m. Coach Traylor & player interviews via Zoom	Practice (closed) 12 p.m. Coach Traylor & player interviews via Zoom Jeff Traylor Radio Show 7- 8 p.m. Ticket 760 AM	Practice (closed) 11 a.m. Barry Lunney Jr., Jess Loepp interviews via Zoom	Practice (closed) « No Media Availability »	Game Day vs. Louisiana 2:30 p.m.; ABC Postgame Interviews Locker room closed. Coach Traylor & players available via Zoom	« No Media Availability »



JEFF TRAYLOR



Head Coach

First Season

(Stephen F. Austin, '90)

@CoachTraylor

Introduced as UTSA head coach on Dec. 9, 2019, Jeff Traylor has had an immediate and positive impact on the program in just one year at the helm.

The third head coach in school history, Traylor has guided the Roadrunners to a 7-4 overall record, a runner-up finish in Conference USA's West Division with a 5-2 mark and an appearance in the SERVPRO First Responder Bowl. The seven wins are the most by a first-year UTSA head coach, while the Roadrunners have notched the best overall and conference win totals since the 2013 team went 7-5 and 6-2. Traylor, who is the first UTSA head coach to win his first three games, has a chance to guide the Roadrunners to eight victories, which would match the program standard set by the 2012 squad that went 8-4.

The 2020 season has seen the Roadrunners recognized with an unprecedented number of individual awards on both the conference and national levels. UTSA boasts national award semifinalists in Hunter Duplessis (Campbell Trophy, Lou Groza Award) and Sincere McCormick (Doak Walker Award, Earl Campbell Tyler Rose Award), while Frank Harris made the Davey O'Brien QB Class of 2020. The Roadrunners have collected a program-record 11 C-USA Player of the Week certificates — seven more than any previous year — and a trio of national player of the week accolades in McCormick (Earl Campbell Tyler Rose National Player of the Week), Lucas Dean (Ray Guy Award Punter of the Week) and Rashad Wisdom (Jim Thorpe Award Player of the Week).

Traylor has nearly 30 years of coaching experience including a highly successful 15-year career as head coach at Gilmer High School, where he led teams to three state championships and two state runner-up finishes and won more than 87% of his games.

A native of Gilmer, he served most recently as associate head coach and running backs coach for two seasons at Arkansas, where he helped sign the school's first top-20 recruiting class. Prior to that, he served in the same role at SMU for the 2017 season. He began his collegiate coaching career as the special teams coordinator and tight ends coach at Texas in 2015 before becoming the Longhorns' associate head coach for offense and wide receivers coach the following year.

Traylor's impact on the offense was felt immediately in his first season at Arkansas, as his running backs corps racked up 1,721 yards and 11 touchdowns in 2018. The unit was led by Rakeem Boyd, who rushed for more than 100 yards in three different SEC games, including a season-best 113 against Vanderbilt. The Houston Stratford High School product took over the starting tailback role in the fifth game of the season and his most impressive stretch of the season came during a four-game stretch against Alabama, Ole Miss, Tulsa and Vanderbilt, as he topped the century mark three times and totaled 423 yards. His 102 yards against Alabama made him the first Arkansas running back to eclipse 100 yards against the Crimson Tide since Darren McFadden in 2007.

In Traylor's second season coaching the Arkansas running backs, Boyd rushed for 1,133 yards and eight touchdowns on 184 carries (6.2 avg.) to spearhead a ground game that accumulated 1,766 yards. Boyd topped 100 yards in five contests, including a season-best 185 and two scores on just eight attempts against Western Kentucky. He also rushed for 100-plus against Portland State (114), Colorado State (122), Kentucky (134) and Mississippi (114).

Prior to his time at Arkansas, Traylor spent the 2017 season as associate head coach and running backs coach at SMU under Chad Morris. He also served as the Mustangs' interim coach before joining Morris' staff at Arkansas.

During his one year at SMU, Traylor's running backs piled up 2,223 yards on the ground. Three players rushed for 500-plus yards, with Xavier Jones leading the group at 1,075. The Mustangs topped the 200-yard mark on the ground six times, including a season-best 311 in a win against Arkansas State. SMU ranked in the top 20 nationally in several offensive categories, including 12th in scoring offense and 15th in total offense.

Prior to his time in Dallas, Traylor spent two seasons at Texas. He was the tight ends coach and special teams coordinator in 2015 and then the associate head for offense and wide receivers coach in 2016, when the Longhorns boasted the nation's No. 16-ranked offense that averaged 491.3 yards per game. During his time as the lead recruiter, he helped the Longhorns sign the No. 7-ranked recruiting class in the country in back-to-back years and was named Scout.com's Big 12 Recruiter of the Year. He recruited punter Michael Dickson, who went on to earn multiple All-America honors, win Big 12 Conference Special Teams Player of the Year in 2016 and 2017 as well as the 2017 Ray Guy Award, and currently punts for the Seattle Seahawks.

Traylor built his hometown program into a prep powerhouse during his 15-year tenure.

A four-time Texas High School Coach of the Year, he posted a 175-26 record (.871 winning percentage) and led the Buckeyes to five state championship game appearances, three state titles (2004, '09, '14) and 12 district crowns. Gilmer turned in a pair of perfect 16-0 seasons, won 10-or-more games 11 times and registered seven 13-win seasons and three 15-win campaigns during his career.

In 2014, his undefeated Class 4A Division II state championship team boasted one of the most prolific offenses in Texas prep history. Gilmer scored 950 points in 16 games, the second-most in state history, averaging 59.4 points and 536.1 yards per game. The Buckeyes topped 60-plus points nine times, including two 80-point performances. Gilmer also averaged 536.1 total yards per game (8,577 yards) behind a balanced 293.9 passing yards and 242.1 rushing yards per contest. The defense was equally dominant, allowing only 276 points (17.3) with five single-digit efforts and two shutouts, while recording 23 interceptions and forcing 17 fumbles. Gilmer closed out the season with a win over West Orange-Stark and had eight different players earn 4A All-State honors from either the Associated Press or Texas Sports Writers Association.

Gilmer's two other state titles under Traylor both came in Class 3A in 2004 (Division II) and 2009 (Division I), before the change in class structure in Texas high school football moved the school into 4A. After 15 years on its sidelines, Gilmer renamed Buckeye Stadium to Jeff Traylor Stadium to honor his successful career.

Inducted into the East Texas Coaches Association Hall of Honor in 2019, Traylor has received numerous coaching honors, including being named Coach of the Decade (2000s) by the Tyler Morning Telegraph. He is a 12-time District Coach of the Year, four-time East Texas Coach of the Year and a four-time Ted Jeffries Award winner. He has received the Carl Padilla Coach of the Year, KYKX Coach of the Year and Old Coach Network Coach of the Year awards twice each.

Traylor began his coaching career as an assistant coach at Big Sandy High School in 1990-93 before a seven-year stint (1994-2000) at Jacksonville High School where he served as passing coordinator, defensive backs coach, receivers coach and special teams coordinator. There, he helped coach future NFL quarterbacks Josh McCown and Luke McCown and former Texas A&M standout signal-caller Randy McCown.

A 1986 graduate of Gilmer High School, Traylor earned both undergraduate (1990) and graduate (2002) degrees in education from Stephen F. Austin while playing football as a walk-on.

He and his wife, Cari, have three children: Jordan, Jacob and Jaci.

« 2020 UTSA DEPTH CHART »

(as of Dec. 21, 2020)

OFFENSE \ \ MULTIPLE

LEFT TACKLE		NOTES
74	Spencer Burford, 6-5, 300, Jr.-2L [32/30]	honorable mention all-conf in '19
64	Ernesto Almaraz, 6-4, 280, So.-TR [3/0]	2nd-team all-league in JUCO
LEFT GUARD		NOTES
58	Terrell Haynes, 6-3, 3-5, So.-1L [23/5]	earned starts in last 5 games
73	Demetris Allen, 6-3, 300, Fr.-RS [5/2]	Made 1st career start vs. BYU
CENTER		NOTES
55	Ahofitu Maka, 6-3, 320, Jr.-1L [22/22]	Rimington Trophy watch list
75	Bosah Osakwe, 6-2, 300, Sr.-1L [10/2]	2 starts at RG in '20
RIGHT GUARD		NOTES
61	Kevin Davis, 6-3, 315, Jr.-2L [31/31]	has started every game of his career
66	Dominic Pastucci, 6-5, 315, Sr.-3L [42/11]	1,157 rush yds in last 5 starts
RIGHT TACKLE		NOTES
77	Makai Hart, 6-4, 295, Jr.-TR [8/7]	JUCO All-American in '19
78	Josh Oatis, 6-5, 330, Sr.-2L [22/5]	5 starts at OT this season
or 69	Monte Williams, 6-3, 305, Fr.-HS [2/0]	2-time all-district in HS
QUARTERBACK		NOTES
0	Frank Harris, 6-0, 200, Jr.-SQ [14/13]	257 total yds, 3 TD vs. UNT
13	Josh Adkins, 6-2, 215, Jr.-TR [4/1]	16-28, 233 pass yds, TD vs. MT
15	Jordan Weeks, 6-4, 225, So.-SQ [9/4]	26-44, 280, TD vs. LA Tech in '19
TAILBACK		NOTES
3	Sincere McCormick, 5-9, 200, So.-1L [22/21]	UTSA-record 1,345 rush yds in '20
5	Brenden Brady, 5-11, 205, Jr.-2L [30/3]	26 att, 124 yds vs. UTEP
17	Kaedric Cobbs, 5-10, 210, Fr.-HS [10/0]	34 yds, TD vs. UTEP
or 33	B.J. Daniels, 6-2, 205, Sr.-3L [44/1]	8 att, 81 yds, TD vs. UTEP
WIDE RECEIVER (X)		NOTES
18	Zakhari Franklin, 6-1, 185, So.-1L [18/12]	3 100-yd rec games in '20
88	De'Corian Clark, 6-2, 205, So.-1L [19/0]	15-yd TD catch vs. UNT
WIDE RECEIVER (F)		NOTES
6	Brennon Dingle, 5-10, 180, Sr.-TR [11/7]	3-yd TD rec vs. UTEP
or 2	Sheldon Jones, 5-9, 165, Jr.-2L [33/18]	4 rec, 54 yds vs. SFA
19	Julon Williams, 5-11, 200, So.-TR [8/0]	10-yd catch, 8-yd pass vs. LA Tech
WIDE RECEIVER (Z)		NOTES
12	Joshua Cephus, 6-3, 185, So.-1L [23/16]	55 rec, 521 yds, 4 TD in '20
11	Tykee Ogle-Kellogg, 6-4, 210, So.-1L [20/6]	4 rec, 96 yds vs. LA Tech
82	Andrew McGowan, 6-3, 205, So.-SQ [11/0]	33-yd reception vs. UNT
TIGHT END (Y)		NOTES
4	Leroy Watson, 6-5, 260, Sr.-1L [23/20]	4 rec, 46 yds vs. UTEP
87	Gavin Sharp, 6-5, 250, Jr.-2L [31/13]	33 rec, 255 yds, TD at UTSA
84	Oscar Cardenas, 6-4, 265, Fr.-RS [15/1]	1st career rec (18 yds) vs. UTEP

[#/#] denotes number of UTSA career games played/starts • or - players are listed in alphabetical order by last name

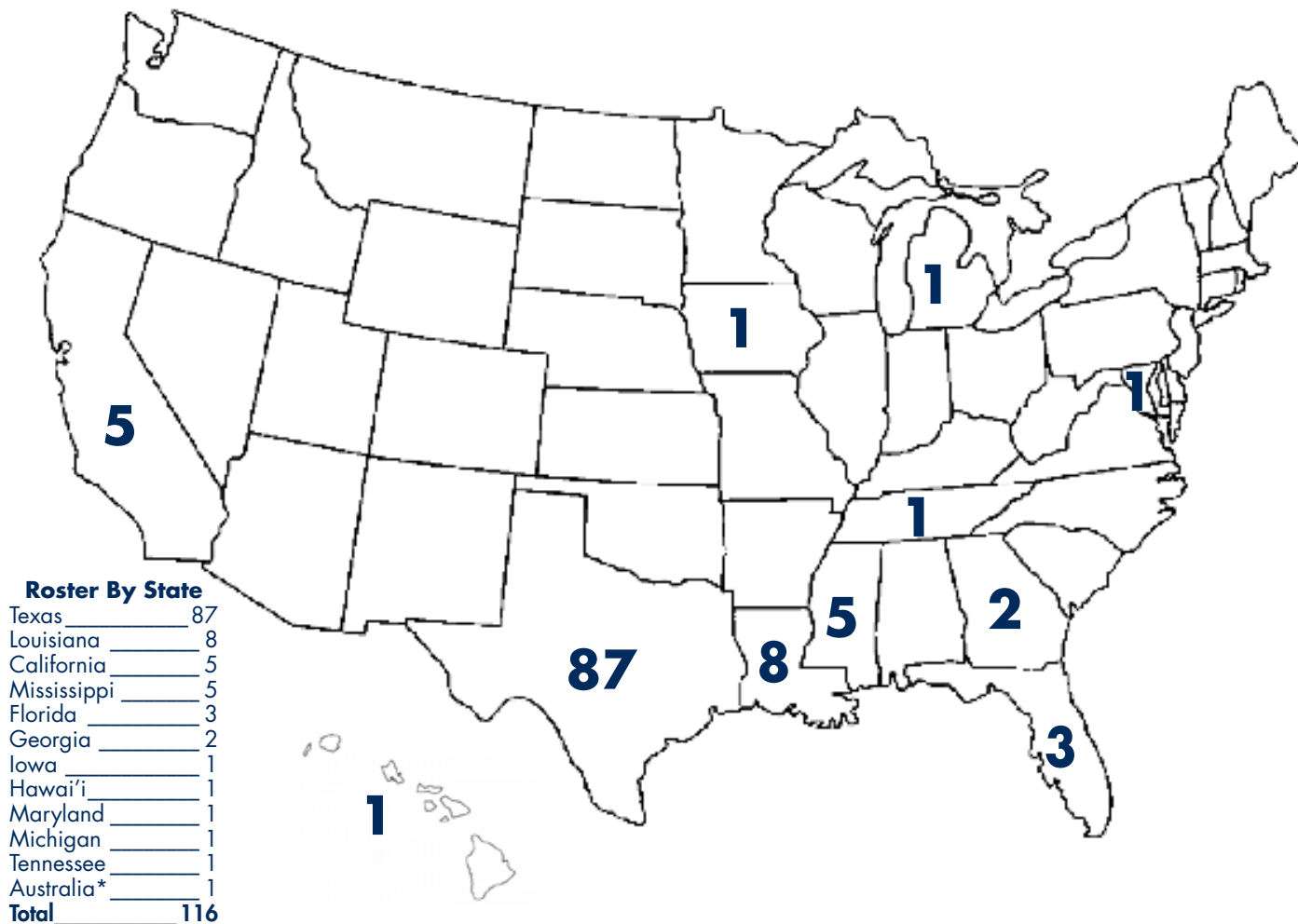
DEFENSE // 3-4

DEFENSIVE TACKLE		NOTES
99	Brandon Matterson, 6-2, 300, Jr.-2L [28/9]	5 TOT, 2 TFL, SACK vs. FAU
49	Trumane Bell II, 6-2, 260, So.-1L [23/0]	6.5 TFL, 4.5 SACK this year
NOSEGUARD		NOTES
1	Jaylon Haynes, 6-2, 290, Sr.-3L [36/19]	6 TFL, 4 SACK, 3 QBH in '20
95	Christian Clayton, 6-2, 300, Fr.-RS [14/0]	7.5 TFL, FF, 2 FR this year
DEFENSIVE TACKLE		NOTES
98	Lorenzo Dantzer, 6-2, 245, Sr.-2L [35/17]	29 TOT, 5.5 TFL, 6 QBH in '20
57	Peter Gray, 6-4, 235, So.-SQ [10/1]	TOT, BLK (PAT) vs. MT
97	Walker Baty, 6-4, 260, Fr.-HS [7/0]	76 TOT, 18 TFL, 11 SACK as Sr. in HS
OUTSIDE LINEBACKER (WILL)		NOTES
96	Charles Wiley, 6-2, 245, Sr.-TR [11/10]	39 TOT, 9 TFL, 4 QBH this year
45	DeQuarius Henry, 6-3, 240, Sr.-2L [38/1]	20 TOT, 2 TFL, SACK, FF in '20
or 8	Solomon Wise, 6-4, 245, Sr.-2L [32/0]	2 TOT vs. UNT
INSIDE LINEBACKER		NOTES
15	Trevor Harmanson, 6-3, 230, Jr.-1L [23/19]	9 TOT, 2 QBH, FF, PBU vs. UNT
25	Avery Morris, 6-2, 205, Fr.-HS [4/0]	77 TOT, 12 TFL, 6 SACK as Sr. in HS
INSIDE LINEBACKER		NOTES
88	Jamal Ligon, 6-3, 245, Fr.-HS [11/9]	UTSA-record 19 TOT vs. MT
38	Tyler Mahnke, 6-3, 225, Jr.-2L [33/2]	4 TOT, 0.5 TFL, PBU vs. FAU
OUTSIDE LINEBACKER (SAM)		NOTES
9	Clarence Hicks, 6-2, 225, Sr.-1L [23/7]	40 TOT, 3.5 TFL, 7 QBH, INT in '20
or 7	Dadrian Taylor, 5-11, 180, Jr.-2L [31/6]	3 TOT, 2 TFL vs. USM
30	Donyai Taylor, 6-1, 195, Fr.-HS [11/0]	28-yd INT ret vs. MT
SAFETY		NOTES
4	Antonio Parks, 5-9, 190, Sr.-1L [21/9]	6 TOT, FF, INT vs. LA Tech
11	Kelechi Nwachuku, 6-0, 200, So.-1L [26/8]	16 TOT (9 UA) vs. Army
SAFETY		NOTES
0	Rashad Wisdom, 5-10, 205, So.-1L [23/21]	82 TOT, 4 INT, 2 FF in '20
22	Ryan Shackency, 6-1, 180, So.-TR [8/0]	all-district at Lamar Cons. HS
CORNERBACK		NOTES
26	Corey Mayfield Jr., 5-11, 195, Jr.-2L [32/21]	35 TOT, 3 SACK, 6 PBU, 2 INT in '20
14	Dywan Griffin, 5-11, 180, So.-1L [12/0]	11 gm at WR in 2019
or 23	Xavier Spencer, 6-1, 175, Fr.-HS [9/0]	7 TOT (6 UA) this season
CORNERBACK		NOTES
21	Ken Robinson, 5-11, 170, Fr.-RS [12/5]	10 TOT, FF in 1st start vs. Army
or 20	Tariq Woolen, 6-5, 210, Jr.-2L [31/11/6-CB]	29 TOT, 1.5 SACK, 4 PBU, INT in '20

SPECIAL TEAMS

PLACE-KICKER		NOTES
48	Hunter Duplessis, 5-8, 200, Sr.-2L [33]	16-18 FG, long of 50 this year
92	Everett Ornstein, 6-0, 165, Fr.-HS [4]	District 14-6A Special Teams POY
HOLDER		NOTES
35	Lucas Dean, 6-2, 195, So.-1L [23]	UTSA's first player from Australia
15	Jordan Weeks, 6-4, 225, So.-SQ [9]	692 pass yds, 3 TD at UTSA
DEEP SNAPPER		NOTES
53	Caleb Cantrell, 5-11, 205, Jr.-1L [21]	86 clean snaps this season
52	Cade Collenback, 6-3, 245, So.-TR [5]	PAT/FG snapper in last 5 games
PUNTER		NOTES
35	Lucas Dean, 6-2, 195, So.-1L [23]	1st/C-USA, 3rd/FBS in punting (46.3)
34	Colby McBerty, 6-5, 185, Fr.-HS [0]	38.2 avg as senior in HS
PUNT RETURN		NOTES
2	Sheldon Jones, 5-9, 165, Jr.-2L [33]	4th/C-USA in punt ret avg
19	Julon Williams, 5-11, 200, So.-TR [8]	10,084 total off yds, 58 TD in HS
KICKOFF		NOTES
92	Everett Ornstein, 6-0, 165, Fr.-HS [4]	15 KO, 7 TB this season
48	Hunter Duplessis, 5-8, 200, Sr.-2L [33]	76 career KO, 23 TB
KICK RETURN		NOTES
6	Brennon Dingle, 5-10, 180, Sr.-TR [11]	21.3 KOR avg., long of 43 in '20
33	B.J. Daniels, 6-2, 205, Sr.-3L [44]	25.7 KOR avg, long of 44 in '19

« 2020 UTSA ROSTER BREAKDOWN »



Seniors (21)

Myles Benning
 B.J. Daniels
 Lorenzo Dantzler
 Brennon Dingle
 Hunter Duplessis
 JalyN Galmore
 SaVion Harris
 Jaylon Haynes
 DeQuarius Henry
 Clarence Hicks
 Kadari Johnson
 Dexter Myers
 Josh Oatis
 Matthew Ojeda
 Bosah Osakwe
 Antonio Parks
 Dominic Pastucci
 Dominic Sheppard
 Leroy Watson
 Charles Wiley
 Solomon Wise

Juniors (27)

Andrew Acosta
Josh Adkins
Brenden Brady
Spencer Burford
Caleb Cantrell
Gregory Clayton Jr.
Ke'Chawn Compton

Josh Davies-Balogun
Kevin Davis
De'Marco Guidry
Trevor Harmanson
Frank Harris
Makai Hart
Sheldon Jones
Tyler Mahnke
Ahofitu Maka
Brandon Matterson
Corey Mayfield Jr.
Ashton Merrett
Lowell Narcisse
Donovan Perkins
Brandon Rolfe
Gavin Sharp
Ryan Shockency
Cade Stanley
Dadrian Taylor
William Turner
Tariq Woolen

Sophomores (30)

Jabari Aiken
Rudy Aleman Jr.
Ernesto Almaraz
Trumane Bell II
JayVeon Cardwell
Joshua Cephus
De'Corian Clark
Cade Collenback

Lucas Dean
Zakhari Franklin
Zachary Gilson
Peter Gray
Dywan Griffin
Terrell Haynes
Kevin Nelson
Sincere McCormick
Andrew McGowan
Kelechi Nwachuku
Tykee Ogle-Kellogg
Abraham Olguin
Jarrett Preston
Zach Rangel
Jahmal Sam
Jordan Smith
Cade Stoevers
Kyle Wakefield
Jordan Weeks
Julon Williams
Rashad Wisdom

Freshmen (38)

Demetris Allen
Walker Baty
Sean Berry
Jake Brandt
Jordan Brown
Oscar Cardenas
Cedric Claiborne
Christian Clayton

Kaedric Cobbs
Je'Vaun Dabon
Isaiah Davis
Dan Dishman
Kyle Eaves
Cade Edwards
KJ Elder
Shaquan Flagg
Ronald Gurley
Nate Hawkins
Allen Horace II
Sustin Irvin II
Jaden Jones
Magnus Kirby
Jamal Ligon
Jaylon Lott
Colby McBerty
Avery Morris
Everett Ornstein
Cam Peters
Jaren Randle
Ken Robinson
Justin Rodriguez
Daniel Santallana
Suddin Sapien
Asyrus Simon
Xavier Spencer
Donyai Taylor
Monte Williams
Dedrick Wilson

« 2020 UTSA ROSTER »

ALPHABETICAL

Name	#
Andrew Acosta	41
Josh Adkins	13
Jabari Aiken	22
Rudy Aleman Jr.	71
Demetris Allen	73
Ernesto Almaraz	64
Walker Baty	97
Trumane Bell II	49
Myles Benning	37
Sean Berry	36
Brenden Brady	5
Jake Brandt	42
Jordan Brown	63
Spencer Burford	74
Caleb Cantrell	53
Oscar Cardenas	84
JayVeon Cardwell	16
Joshua Cephus	12
Cedric Claiborne	72
De'Corian Clark	88
Christian Clayton	95
Gregory Clayton Jr.	83
Kaedric Cobbs	17
Cade Collenback	52
Ke'Chawn Compton	45
Je'Vaun Dabon	28
B.J. Daniels	33
Lorenzo Dantzler	98
Josh Davies-Balogun	86
Isaiah Davis	32
Kevin Davis	61
Lucas Dean	35
Brennon Dingle	6
Dan Dishman	80
Hunter Duplessis	48
Kyle Eaves	29
Cade Edwards	46
KJ Elder	47
Shaquan Flagg	91
Zakhari Franklin	18
Jalyn Galtore	70
Zachary Gilson	56
Peter Gray	57
Dywan Griffin	14
De'Marco Guidry	41
Ronald Gurley	29
Trevor Harmanson	15
Frank Harris	0
SaVion Harris	24
Makai Hart	77
Nate Hawkins	37
Jaylon Haynes	1
Terrell Haynes	58
DeQuarius Henry	45
Clarence Hicks	9

NUMERICAL ROSTER

#	Name	Pos.	Height	Weight	Yr.-Exp.	Hometown (High School/Previous School(s))
0	Frank Harris	QB	6-0	200	Jr.-SQ	Schertz, Texas (Clemens HS)
0	Rashad Wisdom	S	5-10	205	So.-1L	Converse, Texas (Judson HS)
1	Jaylon Haynes	DL	6-2	290	Sr.-3L	Wharton, Texas (Wharton HS)
2	Sheldon Jones	WR	5-9	165	Jr.-2L	New Orleans, La. (Warren Easton HS)
3	Sincere McCormick	RB	5-9	200	So.-1L	Converse, Texas (Judson HS)
4	Antonio Parks	S	5-9	190	Sr.-1L	Reserve, La. (East St. John HS/Arizona)
4	Leroy Watson	TE	6-5	260	Sr.-1L	Snellville, Ga. (Shiloh HS/Hutchinson [Kan.] CC)
5	Brenden Brady	RB	5-11	205	Jr.-2L	Cibola, Texas (Steele HS)
6	Brennon Dingle	WR	5-10	180	Sr.-TR	Baltimore, Md. (Perry Hall HS/UMass)
7	Dadrian Taylor	S	5-11	180	Jr.-2L	Shiner, Texas (Shiner HS)
8	Solomon Wise	LB	6-4	245	Sr.-2L	Coppell, Texas (Coppell HS)
9	Clarence Hicks	LB	6-2	225	Sr.-1L	Pensacola, Fla. (Pine Forest HS/Hutchinson [Kan.] CC)
10	Dexter Myers	S	6-0	190	Sr.-1L	Pasadena, Calif. (Maranatha HS/Oregon)
10	Lowell Narcisse	QB	6-3	230	Jr.-1L	St. James, La. (St. James HS/LSU/Mississippi Gulf Coast CC)
11	Kelechi Nwachuku	S	6-0	200	So.-1L	McAllen, Texas (Memorial HS)
11	Tykee Ogle-Kellogg	WR	6-4	210	So.-1L	Alcoa, Tenn. (Alcoa HS)
12	Joshua Cephus	WR	6-3	185	So.-1L	Spring, Texas (Dekaney HS)
13	Jahmal Sam	S	5-10	185	So.-1L	New Orleans, La. (Warren Easton HS)
13	Josh Adkins	QB	6-2	215	Jr.-TR	Spring Branch, Texas (Smithson Valley HS/New Mexico State)
14	Dywan Griffin	CB	5-11	180	So.-1L	New Orleans, La. (Landry-Walker HS)
14	Suddin Sapien	QB	6-3	225	Fr.-RS	Midland, Texas (Midland HS)
15	Trevor Harmanson	LB	6-3	230	Jr.-1L	Dickinson, Texas (Dickinson HS/Blinn CC)
15	Jordan Weeks	QB	6-4	225	So.-SQ	Wimberley, Texas (Wimberley HS)
16	JayVeon Cardwell	CB	6-0	175	So.-TR	Cibola, Texas (Steele HS/Oklahoma State)
16	Allen Horace II	TE	6-5	250	Fr.-HS	Crockett, Texas (Crockett HS)
17	Kaedric Cobbs	RB	5-10	210	Fr.-HS	Denton, Texas (Guyer HS)
17	Asyrus Simon	LB	6-4	245	Fr.-HS	Humble, Texas (Atascocita HS)
18	Zakhari Franklin	WR	6-1	185	So.-1L	Cedar Hill, Texas (Cedar Hill HS)
18	Cam Peters	QB	6-4	195	Fr.-HS	Stafford, Texas (Stafford HS)
19	Zach Rangel	QB	6-3	225	So.-TR	Round Rock, Texas (Stony Point HS/Mt. San Antonio [Calif.] College)
19	Julon Williams	WR	5-11	200	So.-TR	Converse, Texas (Judson HS/Houston)
20	Tariq Woolen	CB	6-5	210	Jr.-2L	Fort Worth, Texas (Arlington Heights HS)
21	Ken Robinson	CB	5-11	170	Fr.-RS	Grand Prairie, Texas (South Grand Prairie HS)
22	Jabari Aiken	WR	5-8	175	So.-TR	San Antonio, Texas (Johnson HS/Georgia State)
22	Ryan Shockency	S	6-1	180	So.-TR	Rosenberg, Texas (Lamar Consolidated HS/Mary Hardin-Baylor)
23	Xavier Spencer	CB	6-1	175	Fr.-HS	Converse, Texas (Judson HS)
24	SaVion Harris	S	6-0	190	Sr.-1L	Sacramento, Calif. (Palm Beach Central [Fla.] HS/FAU/Iowa Central CC)
25	Avery Morris	LB	6-2	205	Fr.-HS	Humble, Texas (Atascocita HS)
26	Corey Mayfield Jr.	CB	5-11	195	Jr.-2L	Forney, Texas (North Forney HS)
27	Jarrett Preston	S	5-11	210	So.-1L	Missouri City, Texas (Ridge Point HS)
28	Je'Vaun Dabon	S	6-2	180	Fr.-HS	Houston, Texas (Cypress Ridge HS)
28	Jaren Randle	WR	6-4	170	Fr.-HS	San Antonio, Texas (Johnson HS)
29	Kyle Eaves	WR	5-11	160	Fr.-HS	Austin, Texas (Lake Travis HS)
29	Ronald Gurley	S	6-2	190	Fr.-HS	Harker Heights, Texas (Harker Heights HS)
30	Justin Rodriguez	RB	5-8	180	Fr.-HS	San Antonio, Texas (Johnson HS)
30	Donyai Taylor	S	6-1	195	Fr.-HS	Shiner, Texas (Shiner HS)
31	Kadari Johnson	RB	5-9	205	Sr.-SQ	Shelby Charter Township, Mich. (Eisenhower HS/Saginaw Valley State)
31	Cade Stanley	S	6-0	180	Jr.-SQ	San Marcos, Texas (San Marcos HS)
32	Isaiah Davis	WR	6-2	185	Fr.-HS	El Paso, Texas (Pebble Hills HS)
33	B.J. Daniels	RB	6-2	205	Sr.-3L	Melbourne, Fla. (Palm Bay HS)
34	Sustin Irvin II	CB	5-10	175	Fr.-HS	Katy, Texas (Seven Lakes HS)
34	Colby McBerty	P/PK	6-5	185	Fr.-HS	College Station, Texas (A&M Consolidated HS)
35	Lucas Dean	P	6-2	195	So.-1L	Dunsborough, Australia (St Mary MacKillop College)
35	Jordan Smith	WR	6-2	200	So.-TR	San Antonio, Texas (Brennan HS/Tyler JC)
36	Sean Berry	CB	5-11	180	Fr.-RS	Dallas, Texas (Wilson HS)
37	Myles Benning	TE	5-11	235	Sr.-1L	The Colony, Texas (The Colony HS/Navy)
37	Nate Hawkins	LB	6-1	225	Fr.-HS	Katy, Texas (Seven Lakes HS)
38	Tyler Mahnke	LB	6-3	225	Jr.-2L	San Jose, Calif. (Round Rock [Texas] HS)
39	Jaylon Lott	WR	6-0	195	Fr.-HS	Carrollton, Texas (Hebron HS)
41	Andrew Acosta	TE	6-2	235	Jr.-SQ	Fort Stockton, Texas (Fort Stockton HS)
41	De'Marco Guidry	LB	6-0	220	Jr.-1L	La Marque, Texas (La Marque HS)
42	Jake Brandt	TE	6-7	210	Fr.-HS	Richmond, Texas (Fort Bend Austin HS)
43	Donovan Perkins	LB	5-10	230	Jr.-1L	Zachary, La. (Zachary HS)
44	Dominic Sheppard	LB	6-2	245	Sr.-SQ	Miami, Fla. (Gulliver Prep HS/Virginia)
44	Kyle Wakefield	TE	6-1	210	So.-TR	Austin, Texas (Lake Travis HS/Trinity Valley CC)
45	Ke'Chawn Compton	TE	6-2	240	Jr.-SQ	Beaumont, Texas (Central HS)

« 2020 UTSA ROSTER »

Allen Horace II	16
Sustin Irvin II	34
Kadari Johnson	31
Jaden Jones	50
Sheldon Jones	2
Magnus Kirby	51
Jamal Ligon	88
Jaylon Lott	39
Tyler Mahnke	38
Ahofitu Maka	55
Brandon Matterson	99
Corey Mayfield Jr.	26
Colby McBerty	34
Sincere McCormick	3
Andrew McGowan	82
Ashton Merrett	54
Avery Morris	25
Dexter Myers	10
Lowell Narcisse	10
Kevin Nelson	94
Kelechi Nwachuku	11
Josh Oatis	78
Tykee Ogle-Kellogg	11
Matthew Ojeda	62
Abraham Olguin	68
Everett Ornstein	92
Bosah Osakwe	75
Antonio Parks	4
Dominic Pastucci	66
Donovan Perkins	43
Cam Peters	18
Jarrett Preston	27
Jaren Randle	28
Zach Rangel	19
Ken Robinson	21
Justin Rodriguez	30
Brandon Rolfe	60
Jahmal Sam	13
Daniel Santallana	79
Suddin Sapien	14
Gavin Sharp	87
Dominic Sheppard	44
Ryan Shockency	22
Asyrus Simon	17
Jordan Smith	35
Xavier Spencer	23
Cade Stanley	31
Cade Stoevers	81
Dadrian Taylor	7
Donyai Taylor	30
William Turner	48
Kyle Wakefield	44
Leroy Watson	4
Jordan Weeks	15
Charles Wiley	96
Julon Williams	19
Monte Williams	69
Dedrick Wilson	47
Rashad Wisdom	0
Solomon Wise	8
Tariq Woolen	20

#	Name	Pos.	Height	Weight	Yr.-Exp.	Hometown (High School/Previous School[s])
45	DeQuarius Henry	LB	6-3	240	Sr.-2L	Houston, Texas (Sharpstown HS)
46	Cade Edwards	LB	5-11	230	Fr.-HS	Bastrop, Texas (Cedar Creek HS)
47	KJ Elder	S	6-2	180	Fr.-HS	San Antonio, Texas (Warren HS)
47	Dedrick Wilson	WR	6-2	210	Fr.-HS	Kenedy, Texas (Kenedy HS/West Point Prep)
48	Hunter Duplessis	PK/P	5-8	200	Sr.-2L	San Antonio, Texas (Cole HS)
48	William Turner	LB	6-3	235	Jr.-TR	Universal City, Texas (Randolph HS/Texas A&M-Kingsville)
49	Trumane Bell II	DL	6-2	260	So.-1L	Dallas, Texas (Lake Highlands HS)
50	Jaden Jones	DL	6-2	300	Fr.-HS	San Antonio, Texas (East Central HS)
51	Magnus Kirby	LB	6-2	205	Fr.-HS	San Antonio, Texas (Sam Houston HS)
52	Cade Collenback	DS	6-3	245	So.-TR	San Antonio, Texas (O'Connor HS/Tyler JC)
53	Caleb Cantrell	DS	5-11	205	Jr.-1L	Hurst, Texas (Birdville HS/Wyoming)
54	Ashton Merrett	LB	6-0	225	Jr.-SQ	New Orleans, La. (Brother Martin HS/Memphis)
55	Ahofitu Maka	OL	6-3	320	Jr.-1L	Honolulu, Hawai'i (Punahou HS/Independence [Kan.] CC)
56	Zachary Gilson	DL	6-5	235	So.-SQ	Sachse, Texas (Sachse HS)
57	Peter Gray	DL	6-4	235	So.-SQ	Tupelo, Miss. (Tupelo HS)
58	Terrell Haynes	OL	6-3	305	So.-1L	Arlington, Texas (Seguin HS)
60	Brandon Rolfe	OL	6-3	280	Jr.-RS	Dallas, Texas (Commerce HS/Ellsworth [Iowa] CC)
61	Kevin Davis	OL	6-3	315	Jr.-2L	Angleton, Texas (Angleton HS)
62	Matthew Ojeda	OL	5-11	290	Sr.-SQ	San Antonio, Texas (Int'l School of the Americas)
63	Jordan Brown	OL	6-3	325	Fr.-HS	Manvel, Texas (Manvel HS)
64	Ernesto Almaraz	OL	6-4	280	So.-TR	Los Angeles, Calif. (Salesian HS/East Los Angeles College)
66	Dominic Pastucci	OL	6-5	315	Sr.-3L	Pflugerville, Texas (Hendrickson HS)
68	Abraham Olguin	OL	6-1	275	So.-TR	The Colony, Texas (The Colony HS/Howard Payne)
69	Monte Williams	OL	6-3	305	Fr.-HS	Mesquite, Texas (Horn HS)
70	Jalyn Galmore	OL	6-5	305	Sr.-1L	Batesville, Miss. (South Panola HS/Itawamba [Miss.] CC)
71	Rudy Aleman Jr.	OL	6-1	275	So.-SQ	San Antonio, Texas (Warren HS)
72	Cedric Claiborne	OL	6-3	300	Fr.-RS	Houston, Texas (Westfield HS)
73	Demetris Allen	OL	6-3	300	Fr.-RS	Hattiesburg, Miss. (Hattiesburg HS)
74	Spencer Burford	OL	6-5	300	Jr.-2L	San Antonio, Texas (Wagner HS)
75	Bosah Osakwe	OL	6-2	300	Sr.-1L	Antioch, Calif. (Deer Valley HS/Contra Costa [Calif.] JC)
77	Makai Hart	OL	6-4	295	Jr.-TR	Clinton, Iowa (Clinton HS/Trinity Valley [Texas] CC)
78	Josh Oatis	OL	6-5	330	Sr.-2L	Gulfport, Miss. (West Harrison HS)
79	Daniel Santallana	OL	6-4	300	Fr.-HS	San Antonio, Texas (East Central HS)
80	Dan Dishman	TE	6-6	215	Fr.-HS	League City, Texas (Clear Falls HS)
81	Cade Stoevers	WR	5-11	190	So.-SQ	Wimberley, Texas (Wimberley HS)
82	Andrew McGowan	WR	6-3	205	So.-SQ	Sinton, Texas (Sinton HS)
83	Gregory Clayton Jr.	WR	5-11	175	Jr.-TR	Lutcher, La. (Lutcher HS/Trinity Valley [Texas] CC)
84	Oscar Cardenas	TE	6-4	265	Fr.-RS	San Antonio, Texas (Brandeis HS)
86	Josh Davies-Balogun	LB	6-4	240	Jr.-TR	Richmond, Texas (Travis HS/Butler [Kan.] CC)
87	Gavin Sharp	TE	6-5	250	Jr.-2L	Leander, Texas (Rouse HS)
88	De'Corian Clark	WR	6-2	205	So.-1L	Fort Worth, Texas (Wyatt HS)
88	Jamal Ligon	LB	6-3	245	Fr.-HS	Tyler, Texas (Lee HS)
91	Shaquan Flagg	DL	6-4	255	Fr.-HS	San Antonio, Texas (Brennan HS)
92	Everett Ornstein	PK/P	6-0	165	Fr.-HS	Houston, Texas (Langham Creek HS)
94	Kevin Nelson	DL	6-2	285	So.-1L	Fort Worth, Texas (Arlington Heights HS)
95	Christian Clayton	DL	6-2	300	Fr.-RS	Fort Worth, Texas (South Hills HS)
96	Charles Wiley	LB	6-2	245	Sr.-TR	Stockbridge, Ga. (Stockbridge HS/Mississippi)
97	Walker Baty	DL	6-4	260	Fr.-HS	Liberty Hill, Texas (Liberty Hill HS)
98	Lorenzo Dantzler	DL	6-2	245	Sr.-2L	Starkville, Miss. (Starkville HS/East Mississippi CC)
99	Brandon Matterson	DL	6-2	300	Jr.-2L	San Antonio, Texas (Brandeis HS)

PRONOUNCIATION GUIDE

Andrew Acosta	ah-COAST-ah
Rudy Aleman Jr.	ALL-eh-mahn
Walker Baty	BAE-tee
Caleb Cantrell	CAN-trel
Oscar Cardenas	CAR-den-ahs
Joshua Cephus	SEE-phus
Kaedric Cobbs	KAY-drick
Ke'Chawn Compton	KEY-shawn
Josh Davies-Balogun	BAL-oh-gun
Hunter Duplessis	due-PLESS-iss
Zakharri Franklin	zah-CAR-ee
Dywan Griffin	dee-WAHN
SaVion Harris	SAY-vee-on
Makai Hart	mah-KYE
DeQuarius Henry	deh-QUARE-ee-us
Kadari Johnson	kah-DAR-ee
Jamal Ligon	LIGG-in
Tyler Mahnke	MAHN-key
Ahofitu Maka	ah-ho-FEE-too MAH-kah
Lowell Narcisse	low-ELL NAR-cess

Kelechi Nwachuku	keh-LETCHEE wah-CHOO-koo
Matthew Ojeda	oh-HAY-dah
Abraham Olguin	ol-GEEN
Everett Ornstein	ORN-steen
Bosah Osakwe	BO-sah oh-SOCK-way
Dominic Pastucci	pass-TOO-chee
Zach Rangel	ron-HELL
Daniel Santallana	san-tah-YAHN-ah
Suddin Sapien	SUD-den (like "sudden")
Jahmal Sam	jah-MALL
Asyrus Simon	ah-CY-rus
Cade Stoevers	STOW-ver
Dadrian Taylor	DAY-dree-un
Donyai Taylor	DON-yay
Dedrick Wilson	DEE-drick
Tariq Woolen	tah-REEK

Coaching Staff	
Barry Lunney Jr.	LUNN-ee
Jess Loepp	LEPP
Will Stein	STINE
Ryan Filo	FIE-low

Hometowns	
Beaumont	BO-mont
Cibola	SIH-bo-lo
La Marque	lah-MARK
Pflugerville	FLEW-ger-ville
Sachse	SACK-see
Schertz	SHIRTS

« 2020 UTSA STATISTICS »

SCHEDULE/RESULTS

Date	Opponent	Result	Score	Record	Time	Attend
Sept. 12	at Texas State	W, 2OT	51-48	1-0	4:00	7,500
Sept. 19	Stephen F. Austin	W	24-10	2-0	3:25	6,611
Sept. 25	Middle Tennessee *	W	37-35	3-0, 1-0	3:35	6,182
Oct. 03	at UAB *	L	13-21	3-1, 1-1	3:20	12,547
Oct. 10	at #15 BYU	L	20-27	3-2	3:35	-
Oct. 17	Army	L	16-28	3-3	3:17	7,887
Oct. 24	Louisiana Tech *	W	27-26	4-3, 2-1	3:37	6,114
Oct. 31	at Florida Atlantic *	L	3-24	4-4, 2-2	3:18	5,026
Nov. 14	UTEP *	W	52-21	5-4, 3-2	2:57	6,243
Nov. 21	at Southern Miss *	W	23-20	6-4, 4-2	3:12	-
Nov. 28	North Texas *	W	49-17	7-4, 5-2	3:03	5,936

*Conference USA game

TEAM STATISTICS	UTSA	OPP
SCORING	315	277
POINTS PER GAME	28.6	25.2
POINTS OFF TURNOVERS	49	30
FIRST DOWNS	235	219
RUSHING	108	98
PASSING	105	95
PENALTY	22	26
RUSHING YARDAGE	2,362	1,680
YARDS GAINED RUSHING	2,599	1,992
YARDS LOST RUSHING	237	312
RUSHING ATTEMPTS	452	411
AVERAGE PER RUSH	5.2	4.1
AVERAGE PER GAME	214.7	152.7
TDS RUSHING	23	14
PASSING YARDAGE	2,191	2,509
COMP-ATT-INT	209-349-7	207-338-11
AVERAGE PER PASS	6.3	7.4
AVERAGE PER CATCH	10.5	12.1
AVERAGE PER GAME	199.2	228.1
TDS PASSING	14	20
TOTAL OFFENSE	4,553	4,189
TOTAL PLAYS	801	749
AVERAGE PER PLAY	5.7	5.6
AVERAGE PER GAME	413.9	380.8
KICK RETURNS: #YARDS	26-491	26-604
PUNT RETURNS: #YARDS	20-68	16-266
INT RETURNS: #YARDS	11-147	7-80
KICK RETURN AVERAGE	18.9	23.2
PUNT RETURN AVERAGE	3.4	16.6
INT RETURN AVERAGE	13.4	11.4
FUMBLES-LOST	9-3	18-7
PENALTIES-YARDS	77-737	61-580
AVERAGE PER GAME	67.0	52.7
PUNTS-YARDS	55-2,547	55-2,341
AVERAGE PER PUNT	46.3	42.6
NET PUNT AVERAGE	40.0	40.6
KICKOFFS-YARDS	61-3,519	55-3,184
AVERAGE PER KICK	57.7	57.9
NET KICK AVERAGE	38.8	39.4
TIME OF POSSESSION/GAME	29:54	30:06
3RD-DOWN CONVERSIONS	74/169	60/153
3RD-DOWN PCT	44%	39%
4TH-DOWN CONVERSIONS	9/17	7/14
4TH-DOWN PCT	53%	50%
SACKS BY-YARDS	25-152	22-142
MISC YARDS	1	0
TOUCHDOWNS SCORED	38	36
FIELD GOALS-ATTEMPTS	16-18	10-15
ON-SIDE KICKS	0-1	0-2
RED-ZONE SCORES	(39-44) 89%	(33-38) 87%
RED-ZONE TOUCHDOWNS	(28-44) 64%	(24-38) 63%
PAT-ATTEMPTS	(37-38) 97%	(31-34) 91%
ATTENDANCE	38,973	25,073
GAMES/AVG PER GAME	6/6,496	5/5,015
NEUTRAL SITE GAMES		0/0

RECORD BREAKDOWN

Overall	7-4
Conference USA	5-2
Non-conference	2-2
Home	5-1
Away	2-3
Day	5-4
Night	2-0
Indoor	5-1
Outdoor	2-3
Artificial surface	7-2
Natural grass	0-2
Win coin toss	4-2
Lose coin toss	3-2
Televised	7-4
Score first	3-2
Opponent scores first	4-2
Leading after 1st quarter	4-1
Trailing after 1st quarter	3-3
Tied after 1st quarter	0-0
Leading at half	5-0
Trailing at half	2-4
Tied at half	0-0
Leading after 3rd quarter	6-0
Trailing after 3rd quarter	1-4
Tied after 3rd quarter	0-0

SCORE BY QUARTERS

	1st	2nd	3rd	4th	OT	Total
UTSA	29	118	69	89	10	315
Opp.	47	93	64	66	7	277

« UTSA INDIVIDUAL STATISTICS »

RUSHING

Player	G	Att	Gain	Loss	Net	Avg	TD	Long	Avg/G
Sincere McCormick	10	226	1368	23	1345	6.0	11	69	134.5
Frank Harris	10	77	531	94	437	5.7	8	71	43.7
Brenden Brady	6	50	246	7	239	4.8	1	36	39.8
B.J. Daniels	11	23	129	0	129	5.6	2	52	11.7
Lowell Narcisse	4	32	157	31	126	3.9	0	25	31.5
Kaedric Cobbs	10	8	46	0	46	5.8	1	24	4.6
Brennon Dingle	11	5	48	7	41	8.2	0	26	3.7
Kadari Johnson	1	2	28	0	28	14.0	0	23	28.0
De'Corian Clark	11	1	12	0	12	12.0	0	12	1.1
Josh Adkins	4	2	9	0	9	4.5	0	8	2.2
Zakhari Franklin	9	1	8	0	8	8.0	0	8	0.9
Joshua Cephus	11	2	0	13	-13	-6.5	0	0	-1.2
Jordan Weeks	2	8	17	36	-19	-2.4	0	9	-9.5
Team	9	15	0	26	-26	-1.7	0	0	-2.9
Total	11	452	2599	237	2362	5.2	23	71	214.7
Opponents	11	411	1992	312	1680	4.1	14	73	152.7

PASSING

Player	G	Effic	Cmp-Att-Int	Pct	Yds	TD	Lng	Avg/G
Frank Harris	10	125.96	146-229-5	63.8	1422	10	54	142.2
Lowell Narcisse	4	142.73	35-56-0	62.5	417	3	34	104.2
Josh Adkins	4	133.27	18-33-0	54.5	270	1	48	67.5
Jordan Weeks	2	48.95	9-27-1	33.3	74	0	17	37.0
Team	9	0.00	0-0-0	0.0	0	0	0	0.0
Sheldon Jones	11	-200.00	0-1-1	0.0	0	0	0	0.0
Julon Williams	8	167.20	1-1-0	100.0	8	0	8	1.0
Total	11	121.85	209-349-7	59.9	2191	14	54	199.2
Opponents	11	136.61	207-338-11	61.2	2509	20	75	228.1

RECEIVING

Player	G	No.	Yds	Avg	TD	Long	Avg/G
Joshua Cephus	11	55	521	9.5	4	35	47.4
Zakhari Franklin	9	44	579	13.2	6	48	64.3
Brennon Dingle	11	27	266	9.9	2	44	24.2
Sincere McCormick	10	18	122	6.8	0	30	12.2
Leroy Watson	11	12	139	11.6	0	26	12.6
Tykee Ogle-Kellogg	6	11	169	15.4	1	54	28.2
Sheldon Jones	11	11	134	12.2	0	27	12.2
De'Corian Clark	11	8	58	7.2	1	15	5.3
Brenden Brady	6	7	48	6.9	0	18	8.0
Gavin Sharp	8	6	67	11.2	0	21	8.4
Julon Williams	8	5	22	4.4	0	11	2.8
Oscar Cardenas	11	2	25	12.5	0	18	2.3
Andrew McGowan	10	1	33	33.0	0	33	3.3
Frank Harris	10	1	8	8.0	0	8	0.8
B.J. Daniels	11	1	0	0.0	0	0	0.0
Total	11	209	2191	10.5	14	54	199.2
Opponents	11	207	2509	12.1	20	75	228.1

FIELD GOALS

Player	FGM-FGA	Pct	1-19	20-29	30-39	40-49	50-99	Lg	Blk
Hunter Duplessis	16-18	88.9	0-0	6-6	5-5	4-5	1-2	50	1

FG SEQUENCE	UTSA	OPPONENTS
Texas State	(27),(42),(29)	20
Stephen F. Austin	(28)	43,(32)
Middle Tennessee	(24),(27),(35)	(26)
UAB	(48),(35)	36
BYU	(39),(36)	-
Army	(50)	-
Louisiana Tech	(21),(37),43	(27),(46),(22),(24)
FAU	(49)	(24),47
UTEP	(49)	21
Southern Miss	-	(37),(27)
North Texas	52	(23)

Numbers in (parentheses) indicate field goal was made.

TOTAL OFFENSE

Player	G	Plays	Rush	Pass	Total	Avg/G
Frank Harris	10	306	437	1422	1859	185.9
Sincere McCormick	10	226	1345	0	1345	134.5
Lowell Narcisse	4	88	126	417	543	135.8
Josh Adkins	4	35	9	270	279	69.8
Brenden Brady	6	50	239	0	239	39.8
B.J. Daniels	11	23	129	0	129	11.7
Jordan Weeks	2	35	-19	74	55	27.5
Kaedric Cobbs	10	8	46	0	46	4.6
Brennon Dingle	11	5	41	0	41	3.7
Kadari Johnson	1	2	28	0	28	28.0
De'Corian Clark	11	1	12	0	12	1.1
Julon Williams	8	1	0	8	8	1.0
Zakhari Franklin	9	1	8	0	8	0.9
Joshua Cephus	11	2	-13	0	-13	-1.2
Team	9	17	-26	0	-26	-2.9
Total	11	801	2362	2191	4553	413.9
Opponents	11	749	1680	2509	4189	380.8

PUNT RETURNS

Player	No.	Yds	Avg	TD	Long
Sheldon Jones	20	68	3.4	0	14
Total	20	68	3.4	0	14
Opponents	16	266	16.6	1	91

KICK RETURNS

Player	No.	Yds	Avg	TD	Long
Brennon Dingle	18	384	21.3	0	43
Julon Williams	2	30	15.0	0	17
B.J. Daniels	2	36	18.0	0	19
Oscar Cardenas	1	10	10.0	0	10
Brenden Brady	1	3	3.0	0	3
Leroy Watson	1	13	13.0	0	13
Sheldon Jones	1	15	15.0	0	15
Total	26	491	18.9	0	43
Opponents	26	604	23.2	0	95

INTERCEPTIONS

Player	No.	Yds	Avg	TD	Long
Rashad Wisdom	4	107	26.8	1	81
Corey Mayfield Jr.	2	9	4.5	0	6
Antonio Parks	1	3	3.0	0	3
Trevor Harmanson	1	0	0.0	0	0
Tariq Woolen	1	0	0.0	0	0
Donyai Taylor	1	28	28.0	0	28
Clarence Hicks	1	0	0.0	0	0
Total	11	147	13.4	1	81
Opponents	7	80	11.4	1	60

ALL-PURPOSE

Player	G	Rush	Rec	PR	KOR	IR	Tot	Avg/G
Sincere McCormick	10	1345	122	0	0	0	1467	146.7
Brennon Dingle	11	41	266	0	384	0	691	62.8
Zakhari Franklin	9	8	579	0	0	0	587	65.2
Joshua Cephus	11	-13	521	0	0	0	508	46.2
Frank Harris	10	437	8	0	0	0	445	44.5
Brenden Brady	6	239	48	0	3	0	290	48.3
Sheldon Jones	11	0	134	68	15	0	217	19.7
Tykee Ogle-Kellogg	6	0	169	0	0	0	169	28.2
B.J. Daniels	11	129	0	0	36	0	165	15.0
Leroy Watson	11	0	139	0	13	0	152	13.8
Lowell Narcisse	4	126	0	0	0	0	126	31.5
Rashad Wisdom	11	0	0	0	0	107	107	9.7
De'Corian Clark	11	12	58	0	0	0	70	6.4
Gavin Sharp	8	0	67	0	0	0	67	8.4
Julon Williams	8	0	22	0	30	0	52	6.5
Kaedric Cobbs	10	46	0	0	0	0	46	4.6
Oscar Cardenas	11	0	25	0	10	0	35	3.2
Andrew McGowan	10	0	33	0	0	0	33	3.3
Kadari Johnson	1	28	0	0	0	0	28	28.0
Donyai Taylor	11	0	0	0	0	28	28	2.5
Josh Adkins	4	9	0	0	0	0	9	2.2
Corey Mayfield Jr.	11	0	0	0	0	9	9	0.8
Antonio Parks	11	0	0	0	0	3	3	0.3
Jordan Weeks	2	-19	0	0	0	0	-19	-9.5
Team	9	-26	0	0	0	0	-26	-2.9
Total	11	2362	2191	68	491	147	5259	478.1
Opponents	11	1680	2509	266	604	80	5139	467.2

SCORING

Player	TD	FGs	Kick	Rush	Rcv	Pass	DXP	Saf	Points
Hunter Duplessis	0	16-18	37-38	0-0	0	0-0	0	0	85
Sincere McCormick	11	0-0	0-0	0-0	0	0-0	0	0	66
Frank Harris	8	0-0	0-0	0-0	0	0-0	0	0	48
Zakhari Franklin	6	0-0	0-0	0-0	0	0-0	0	0	36
Joshua Cephus	4	0-0	0-0	0-0	0	0-0	0	0	24
Brennon Dingle	2	0-0	0-0	0-0	0	0-0	0	0	12
B.J. Daniels	2	0-0	0-0	0-0	0	0-0	0	0	12
Kaedric Cobbs	1	0-0	0-0	0-0	0	0-0	0	0	6
Brenden Brady	1	0-0	0-0	0-0	0	0-0	0	0	6
De'Corian Clark	1	0-0	0-0	0-0	0	0-0	0	0	6
Rashad Wisdom	1	0-0	0-0	0-0	0	0-0	0	0	6
Tykee Ogle-Kellogg	1	0-0	0-0	0-0	0	0-0	0	0	6
Team	0	0-0	0-0	0-0	0	0-0	0	1	2
Total	38	16-18	37-38	0-0	0	0-0	0	1	315
Opponents	36	10-15	31-34	0-0	0	0-2	0	0	277

PUNTING

Player	No.	Yds	Avg	Long	TB	FC	I20	50+
Lucas Dean	55	2547	46.3	67	4	10	27	21
Total	55	2547	46.3	67	4	10	27	21
Opponents	55	2341	42.6	63	2	14	13	9

KICKOFFS

Player	No.	Yds	Avg	TB	OB	Retn	Net	Yd Line
Hunter Duplessis	46	2633	57.2	15	1	-	-	-
Everett Ornstein	15	886	59.1	7	0	-	-	-
Total	61	3519	57.7	22	1	604	38.8	26
Opponents	55	3184	57.9	21	1	491	39.4	25

« UTSA DEFENSIVE STATISTICS »

#	Player	GP-GS	Tackles			TFL-Yds	Sacks	Pass Defense		Fumbles			Blkd	
			Solo	Ast	Total		No-Yds	Int-Yds	BU	Qbh	Rcv-Yds	FF	Kick	Saf
0	Rashad Wisdom	11-9	54	28	82	2.5-5	.	4-107	1	.	.	2	.	.
88	Jamal Ligon	11-9	31	41	72	7.5-42	4.0-26	.	1	4	2-0	2	.	.
15	Trevor Harmanson	11-11	28	40	68	9.0-31	1.0-4	1-0	2	7	.	1	.	.
11	Kelechi Nwachuku	11-2	35	21	56	.	.	.	3
4	Antonio Parks	11-9	28	14	42	4.0-9	.	1-3	2	1	1-2	1	.	.
9	Clarence Hicks	11-7	22	18	40	3.5-9	.	1-0	2	7	.	1	.	.
96	Charles Wiley	11-10	14	25	39	9.0-45	2.0-19	.	1	4	1-0	.	.	.
26	Corey Mayfield Jr.	11-11	28	7	35	3.0-11	1.0-9	2-9	6	1	.	1	.	.
98	Lorenzo Dantzler	11-8	16	13	29	5.5-36	1.0-2	.	.	6	.	1	.	.
20	Tariq Woolen	10-6	17	12	29	2.5-12	1.5-11	1-0	4	2
21	Ken Robinson	8-5	13	14	27	1.0-2	.	.	2	.	.	1	.	.
38	Tyler Mahnke	9-2	15	11	26	2.0-3	.	.	2	.	.	1	.	.
24	SaVion Harris	7-2	13	13	26	1.0-2	.	.	1
99	Brandon Matterson	9-9	11	15	26	4.5-23	2.0-19	.	.	4
41	De'Marco Guidry	9-0	9	13	22	2.0-9	1.0-7
45	DeQuarius Henry	11-1	8	12	20	2.0-7	1.0-6	.	.	1	.	1	.	.
95	Christian Clayton	11-0	11	9	20	7.5-25	2.0-11	.	.	.	2-10	1	.	.
1	Jaylon Haynes	8-7	9	10	19	6.0-15	4.0-12	.	.	3
7	Dadrian Taylor	9-4	13	4	17	3.0-3	.	.	2	1	1-0	.	.	.
49	Trumane Bell II	11-0	7	8	15	6.5-34	4.5-26	.	.	1
94	Kevin Nelson	10-8	3	8	11	.	.	.	1	1
30	Donyai Taylor	11-0	3	6	9	.	.	1-28
23	Xavier Spencer	9-0	6	1	7
8	Solomon Wise	10-0	3	2	5	0.5-1
27	Jarrett Preston	7-0	2	1	3
33	B.J. Daniels	11-0	1	2	3
57	Peter Gray	8-1	1	2	3	0.5-2	1	.
17	Asyrus Simon	2-0	1	2	3
4	Leroy Watson	11-10	1	1	2
6	Brennon Dingle	11-7	2	.	2
22	Ryan Shockency	8-0	1	1	2
97	Walker Baty	7-0	.	1	1
55	Ahofitu Maka	10-10	1	.	1
84	Oscar Cardenas	11-1	1	.	1
28	Je'Vaun Dabon	6-0	.	1	1
25	Avery Morris	5-0	.	1	1
88	De'Corian Clark	11-0	.	1	1
35	Lucas Dean	11-0	1	.	1
12	Joshua Cephus	11-11	1	.	1
92	Everett Ornstein	4-0	.	1	1
3	Sincere McCormick	10-10	1	.	1
TM	Team	9-0	1
	Total	11-0	411	359	770	83-326	25-152	11-147	30	43	7-12	13	1	1
	Opponents	11-0	458	342	800	64.0-233	22-142	7-80	35	38	3-2	5	.	.

« UTSA MISCELLANEOUS STATISTICS »

Starters Summary

Offense	QB	TB	WR	WR/TE	WR/	TE	LT	LG	C	RG	RT
at Texas State	Harris	McCormick	Jones	Dingle	Cephus	Watson	Rolfe	Pastucci	Maka	Osakwe	Burford
vs. Stephen F. Austin	Harris	McCormick	Jones	Dingle	Cephus	Watson	Oatis	Pastucci	Maka	Osakwe	Burford
vs. Middle Tennessee	Harris	McCormick	Jones	Dingle	Cephus	Watson	Burford	Pastucci	Maka	Davis	Oatis
at UAB	Adkins	McCormick	Franklin	Dingle	Cephus	Watson	Burford	Pastucci	Maka	Davis	Oatis
at BYU	Harris	McCormick	Franklin	Dingle	Cephus	Watson	Burford	Rolfe	Maka	Davis	Hart
vs. Army	Narcisse	McCormick	Franklin	Jones	Cephus	Watson	Hart	Rolfe	Maka	Davis	Oatis
vs. Louisiana Tech	Harris	McCormick	Franklin	Jones	Cephus	Watson	Hart	Haynes	Maka	Davis	Oatis
at Florida Atlantic	Harris	McCormick	Franklin	Dingle	Cephus	Sharp	Burford	Haynes	Davis	Maka	Hart
vs. UTEP	Harris	Brady	Franklin	Jones	Cephus	Watson	Burford	Haynes	Davis	Allen	Hart
at Southern Miss	Harris	McCormick	Franklin	Cardenas	Cephus	Watson	Burford	Haynes	Maka	Davis	Hart
vs. North Texas	Harris	McCormick	Franklin	Dingle	Cephus	Watson	Burford	Haynes	Maka	Davis	Hart

Defense	DL	NG	DL	LB	LB	LB	OLB	S	S	CB	CB
at Texas State	Gray	Haynes	Matterson	Harmanson	Mahnke	Henry	Taylor	Parks	Wisdom	Woolen	Mayfield Jr.
vs. Stephen F. Austin	Nelson	Haynes	Matterson	Harmanson	Ligon	Wiley	Taylor	Harris	Wisdom	Woolen	Mayfield Jr.
Middle Tennessee	Nelson	Haynes	Matterson	Harmanson	Ligon	Wiley	Hicks	Harris	Wisdom	Woolen	Mayfield Jr.
at UAB	Dantzler	Nelson	Matterson	Harmanson	Ligon	Wiley	Hicks	Parks	Wisdom	Woolen	Mayfield Jr.
at BYU	Dantzler	Nelson	Matterson	Harmanson	Ligon	Wiley	Taylor	Parks	Nwachuku	Woolen	Mayfield Jr.
Army	Dantzler	Nelson	Matterson	Harmanson	Ligon	Wiley	Hicks	Parks	Nwachuku	Robinson	Mayfield Jr.
vs. Louisiana Tech	Dantzler	Haynes	Matterson	Harmanson	Ligon	Wiley	Taylor	Parks	Wisdom	Robinson	Mayfield Jr.
at Florida Atlantic	Dantzler	Nelson	Matterson	Harmanson	Mahnke	Wiley	Hicks	Parks	Wisdom	Robinson	Mayfield Jr.
vs. UTEP	Dantzler	Haynes	Nelson	Harmanson	Ligon	Wiley	Hicks	Parks	Wisdom	Robinson	Mayfield Jr.
at Southern Miss	Dantzler	Haynes	Nelson	Harmanson	Ligon	Wiley	Hicks	Parks	Wisdom	Robinson	Mayfield Jr.
vs. North Texas	Dantzler	Haynes	Matterson	Harmanson	Ligon	Wiley	Hicks	Parks	Wisdom	Woolen	Mayfield Jr.

Team Game Captain

at Texas State — Rashad Wisdom

vs. Stephen F. Austin — Rashad Wisdom

vs. Middle Tennessee — Rashad Wisdom

at UAB — Rashad Wisdom

at #15 BYU — Rashad Wisdom

vs. Army — Rashad Wisdom

vs. Louisiana Tech — Rashad Wisdom

at Florida Atlantic — Rashad Wisdom

vs. UTEP — Rashad Wisdom

at Southern Miss — Lorenzo Dantzler

vs. North Texas — Rashad Wisdom

« UTSA GAME-BY-GAME STATISTICS »

OFFENSE

		RUSHING				RECEIVING				PASSING				KICK RETURNS				PUNT RETURNS				Total
Date	Opponent	No.	Yds	TD	Lg	No.	Yds	TD	Lg	Cmp-Att-Int	Yds	TD	Lg	No	Yds	TD	Lg	No	Yds	TD	Lg	Off
Sept. 12	at Texas State	51	330	4	58	23	169	1	44	23-31-0	169	1	44	2	30	0	17	3	16	0	8	499
Sept. 19	Stephen F. Austin	48	229	2	37	23	269	1	35	23-36-1	269	1	35	2	16	0	13	1	0	0	0	498
Sept. 25	Middle Tennessee	28	88	2	20	23	303	2	48	23-43-1	303	2	48	5	120	0	43	3	12	0	7	391
Oct. 3	at UAB	36	190	1	27	9	90	0	23	9-25-1	90	0	23	2	51	0	34	2	-1	0	0	280
Oct. 10	at BYU	28	72	0	23	24	287	2	34	24-33-1	287	2	34	1	34	0	34	1	0	0	0	359
Oct. 17	Army	32	197	0	26	19	186	2	24	19-39-0	186	2	24	4	77	0	31	1	3	0	3	383
Oct. 24	Louisiana Tech	53	188	3	45	19	197	0	54	19-34-2	197	0	54	2	9	0	10	4	-1	0	2	385
Oct. 31	at FAU	37	104	0	50	14	126	0	18	14-35-0	126	0	18	1	22	0	22	2	17	0	14	230
Nov. 14	UTEP	48	288	4	52	22	312	3	45	22-28-0	312	3	45	2	38	0	19	1	10	0	10	600
Nov. 21	at Southern Miss	47	233	2	69	12	71	1	18	12-19-1	71	1	18	3	48	0	20	1	10	0	10	304
Nov. 28	North Texas	44	443	5	71	21	181	2	33	21-26-0	181	2	33	2	46	0	26	1	-2	0	0	624
	Totals	452	2,362	23	71	209	2191	14	54	209-349-7	2191	14	54	26	491	0	43	20	68	0	14	4,553
	Opponent	411	1,680	14	73	207	2509	20	75	207-338-11	2509	20	75	26	604	0	95	16	266	1	91	4,189

Games: 11

Avg/rush: 5.2

Avg/catch: 10.5

Pass effic: 121.85

KR avg: 18.9

PR avg: 3.4

All purpose avg/game: 478.1

Total offense avg/gm: 413.9

DEFENSE

Date	Opponent	TACKLES			SACKS		FUMBLES		Int-Yds	QBH	Pass Brk	Blkd Kick	XPTS			OFF	
		Solo	Asst	Total	TFL-Yds	No-Yds	FF	FR-Yds					Made-Att	Run	Rcv	Saf	T/O Pts
Sept. 12	at Texas State	40	37	77	14.0-46	5.0-30	0	0-0	2-84	3	1	0	6-6	0	0	0	51
Sept. 19	Stephen F. Austin	31	34	65	10.0-28	3.0-7	2	1-0	0-0	3	6	0	3-3	0	0	0	24
Sept. 25	Middle Tennessee	46	48	94	9.0-48	3.0-21	0	0-0	2-28	8	3	1	4-4	0	0	0	37
Oct. 3	at UAB	43	6	49	7.0-23	0.0-0	1	1-0	3-5	4	1	0	1-1	0	0	0	13
Oct. 10	at BYU	43	16	59	4.0-10	0.0-0	1	1-0	0-0	2	2	0	2-2	0	0	0	20
Oct. 17	Army	36	42	78	4.0-18	2.0-12	1	1-0	0-0	0	2	0	2-1	0	0	0	16
Oct. 24	Louisiana Tech	41	36	77	5.0-25	2.0-17	2	1-0	1-3	7	5	0	3-3	0	0	0	27
Oct. 31	at FAU	32	52	84	14.0-41	2.0-8	0	0-0	0-0	2	2	0	0-0	0	0	0	3
Nov. 14	UTEP	36	14	50	4.0-22	3.0-20	4	2-12	0-0	4	1	0	7-7	0	0	0	52
Nov. 21	at Southern Miss	33	28	61	8.0-40	2.0-13	1	0-0	1-27	2	3	0	3-3	0	0	1	23
Nov. 28	North Texas	30	46	76	4.0-25	3.0-24	1	0-0	2-0	8	4	0	7-7	0	0	0	49
Totals		411	359	770	83.0-326	25.0-152	13	7-12	11-147	43	30	1	38-37	0	0	1	315
Opponent		458	342	800	64.0-233	22.0-142	5	3-2	7-80	38	35	2	34-31	0	0	0	277

SPECIAL TEAMS

Date	Opponent	No	Yds	Avg	PUNTING					FIELD GOALS					KICKOFFS				
					Long	Blkd	TB	FC	50+	I20	Att-Made	Long	Blkd	No	Yds	Avg	TB	OB	
Sept. 12	at Texas State	8	382	47.8	57	0	0	0	2	3	3-3	42	0	8	520	65.0	3	0	
Sept. 19	Stephen F. Austin	4	168	42.0	53	0	0	3	1	3	1-1	28	0	5	265	53.0	1	0	
Sept. 25	Middle Tennessee	6	295	49.2	57	0	0	2	3	3	3-3	35	0	7	374	53.4	3	0	
Oct. 3	at UAB	6	270	45.0	55	0	0	1	3	5	2-2	48	0	4	235	58.8	3	0	
Oct. 10	at BYU	5	226	45.2	59	0	1	2	2	2	2-2	39	0	5	268	53.6	2	0	
Oct. 17	Army	4	172	43.0	50	0	0	0	1	1	1-1	50	0	4	183	45.8	1	0	
Oct. 24	Louisiana Tech	4	186	46.5	53	0	0	0	1	1	3-2	37	1	6	329	54.8	0	0	
Oct. 31	at FAU	8	383	47.9	67	0	2	0	4	2	1-1	49	0	2	126	63.0	1	1	
Nov. 14	UTEP	1	39	39.0	39	0	0	0	0	0	1-1	49	0	9	544	60.4	2	0	
Nov. 21	at Southern Miss	6	286	47.7	55	0	0	1	3	5	0-0	0	0	4	260	65.0	3	0	
Nov. 28	North Texas	3	140	46.7	52	0	1	1	1	2	1-0	0	0	8	431	53.9	3	0	
	Totals	55	2547	46.3	67	0	4	10	21	27	18-16	50	1	61	3,519	57.7	22	1	
	Opponent	55	2341	42.6	63	0	2	14	9	13	15-10	46	0	55	3,184	57.9	21	1	

RED ZONE

Date	Opponent	Score	Times In RZ	Times Scored	Total Pts	TDs	Rush TDs	Pass TDs	FGs Made	FGA	Failed to score inside RZ				
											Downs	Int	Fumb	Half	Game
Sept. 12	at Texas State	W 51-48	7	7	37	4	4	0	3	0	0	0	0	0	0
Sept. 19	Stephen F. Austin	W 24-10	4	4	24	3	2	1	1	0	0	0	0	0	0
Sept. 25	Middle Tennessee	W 37-35	6	6	30	3	2	1	3	0	0	0	0	0	0
Oct 03	at UAB	L 13-21	3	2	10	1	1	0	1	0	1	0	0	0	0
Oct 10	at BYU	L 20-27	1	1	3	0	0	0	1	0	0	0	0	0	0
Oct. 17	Army	L 16-28	3	2	13	2	0	2	0	0	1	0	0	0	0
Oct. 24	Louisiana Tech	W 27-26	4	4	20	2	2	0	2	0	0	0	0	0	0
Oct. 31	at FAU	L 3-24	2	0	0	0	0	0	0	0	1	0	0	1	0
Nov. 14	UTEP	W 52-21	6	5	35	5	3	2	0	0	0	0	0	1	0
Nov. 21	at Southern Miss	W 23-20	2	2	14	2	1	1	0	0	0	0	0	0	0
Nov. 28	North Texas	W 49-17	6	6	42	6	4	2	0	0	0	0	0	0	0
Totals - 39 of 44 (88.6%)			44	39	228	28	19	9	11	0	3	0	0	2	0

« OPPONENTS GAME-BY-GAME STATISTICS »

OFFENSE

		RUSHING				RECEIVING				PASSING				KICK RETURNS				PUNT RETURNS				Total		
Date	Opponent	No.	Yds	TD	Lg	No.	Yds	TD	Lg	Cmp	Att	Int	Yds	TD	Lg	No	Yds	TD	Lg	No	Yds	TD	Lg	Off
Sept. 12	at Texas State	37	123	2	21	27	349	4	66	27	41	2	349	4	66	5	115	0	28	4	149	1	91	472
Sept. 19	Stephen F. Austin	28	59	0	17	21	285	1	47	21	33	0	285	1	47	2	49	0	28	0	0	0	0	344
Sept. 25	Middle Tennessee	41	191	2	64	31	372	3	42	31	48	2	372	3	42	1	14	0	14	2	6	0	6	563
Oct. 3	at UAB	37	214	0	73	18	195	3	23	18	30	3	195	3	23	0	0	0	0	0	0	0	0	409
Oct. 10	at BYU	38	178	2	18	22	292	2	52	22	30	0	292	2	52	2	41	0	24	0	0	0	0	470
Oct. 17	Army	60	305	4	66	1	53	0	53	1	3	0	53	0	53	2	19	0	19	2	33	0	20	358
Oct. 24	Louisiana Tech	27	78	0	18	25	169	1	37	25	39	1	169	1	37	5	121	0	27	2	38	0	22	247
Oct. 31	at FAU	50	196	2	30	11	136	1	36	11	20	0	136	1	36	0	0	0	0	3	28	0	27	332
Nov. 14	UTEP	28	77	2	16	15	169	1	52	15	22	0	169	1	52	7	185	0	95	0	0	0	0	246
Nov. 21	at Southern Miss	26	75	0	24	22	272	2	51	22	39	1	272	2	51	1	25	0	25	2	6	0	4	347
Nov. 28	North Texas	39	184	0	32	14	217	2	75	14	33	2	217	2	75	2	35	0	26	1	6	0	6	401
Opponent totals		411	1,680	14	73	207	2509	20	75	207	338	11	2509	20	75	26	604	0	95	16	266	1	91	4,189
UTSA		452	2,362	23	71	209	2191	14	54	209	349	7	2191	14	54	26	491	0	43	20	68	0	14	4,553

Games: 11

Avg/rush: 4.1

Avg/catch: 12.1

Pass effci: 136.61

KR avg: 23.2

PR avg: 16.6

All purpose avg/game: 467.2

Total offense avg/gm: 380.8

DEFENSE

		TACKLES			SACKS		FUMBLES				Pass		Blkd		XPTS			OFF	
Date	Opponent	Solo	Asst	Total	TFL-Yds	No-Yds	FF	FR-Yds	Int-Yds	QBH	Brk	Kick	Made-Att	Run	Rcv	Saf	T/O	Pts	
Sept. 12	at Texas State	43	50	93	8.0-24	1.0-1	0	0-0	0-0	0	2	0	7-6	0	0	0	48		
Sept. 19	Stephen F. Austin	53	24	77	2.0-7	1.0-6	2	1-2	1-0	3	3	0	1-1	0	0	0	10		
Sept. 25	Middle Tennessee	32	42	74	4.0-21	1.0-14	1	0-0	1-2	6	5	0	3-2	0	0	0	35		
Oct. 3	at UAB	41	12	53	9.0-34	4.0-28	0	0-0	1-5	6	6	0	3-3	0	0	0	21		
Oct. 10	at BYU	35	18	53	8.0-23	1.0-8	0	0-0	1-0	4	1	0	4-3	0	0	0	27		
Oct. 17	Army	37	28	65	3.0-14	1.0-8	0	0-0	0-0	4	4	1	4-4	0	0	0	28		
Oct. 24	Louisiana Tech	57	26	83	9.0-32	4.0-27	1	0-0	2-7	4	5	1	2-2	0	0	0	26		
Oct. 31	at FAU	32	36	68	10.0-56	7.0-41	0	0-0	0-0	6	4	0	3-3	0	0	0	24		
Nov. 14	UTEP	44	40	84	4.0-9	1.0-5	1	2-0	0-0	2	2	0	3-3	0	0	0	21		
Nov. 21	at Southern Miss	39	36	75	5.0-8	0.0-0	0	0-0	1-3	0	0	0	2-2	0	0	0	20		
Nov. 28	North Texas	46	28	74	2.0-5	1.0-4	0	0-0	0-0	2	3	0	2-2	0	0	0	17		
Opponent totals		458	342	800	64.0-233	22.0-142	5	3-2	7-80	38	35	2	34-31	0	0	0	277		
UTSA		411	359	770	83.0-326	25.0-152	13	7-12	11-147	43	30	1	38-37	0	0	1	315		

SPECIAL TEAMS

Date	Opponent	No	Yds	Avg	PUNTING					FIELD GOALS					KICKOFFS				
					Long	Blkd	TB	FC	50+	I20	Att-Made	Long	Blkd	No	Yds	Avg	TB	OB	
Sept. 12	at Texas State	7	312	44.6	49	0	0	1	0	1	1-0	0	0	6	390	65.0	4	0	
Sept. 19	Stephen F. Austin	7	280	40.0	48	0	0	4	0	3	2-1	32	0	3	124	41.3	0	0	
Sept. 25	Middle Tennessee	6	246	41.0	51	0	0	2	2	1	1-1	26	0	6	348	58.0	0	1	
Oct. 3	at UAB	3	115	38.3	43	0	0	1	0	0	1-0	0	0	4	251	62.8	2	0	
Oct. 10	at BYU	4	176	44.0	53	0	0	2	1	2	0-0	0	0	5	324	64.8	4	0	
Oct. 17	Army	3	139	46.3	59	0	0	0	1	2	0-0	0	0	5	310	62.0	1	0	
Oct. 2	Louisiana Tech	5	181	36.2	44	0	0	0	0	0	4-4	46	0	7	421	60.1	5	0	
Oct. 31	at FAU	6	278	46.3	53	0	1	1	2	2	2-1	24	0	5	296	59.2	3	0	
Nov. 14	UTEP	5	251	50.2	63	0	1	2	3	2	1-0	0	0	4	191	47.8	0	0	
Nov. 21	at Southern Miss	4	151	37.8	44	0	0	1	0	0	2-2	37	0	6	299	49.8	1	0	
Nov. 28	North Texas	5	212	42.4	46	0	0	0	0	0	1-1	23	0	4	230	57.5	1	0	
Opponent totals		55	2,341	42.6	63	0	2	14	9	13	15-10	46	0	55	3,184	57.9	21	1	
UTSA		55	2,547	46.3	67	0	4	10	21	27	18-16	50	1	61	3,519	57.7	22	1	

RED ZONE

Date	Opponent	Score	Times In RZ	Times Scored	Total Pts	TDs	Rush TDs	Pass TDs	FGs Made	Failed to score inside RZ					
										FGA	Downs	Int	Fumb	Half	Game
Sept. 12	at Texas State	W 51-48	5	4	28	4	2	2	0	1	0	0	0	0	0
Sept. 19	Stephen F. Austin	W 24-10	2	2	10	1	0	1	1	0	0	0	0	0	0
Sept. 25	Middle Tennessee	W 37-35	4	4	22	3	1	2	1	0	0	0	0	0	0
Oct 03	at UAB	L 13-21	4	3	21	3	0	3	0	1	0	0	0	0	0
Oct 10	at BYU	L 20-27	5	4	27	4	2	2	0	0	0	0	1	0	0
Oct 17	Army	L 16-28	2	2	14	2	2	0	0	0	0	0	0	0	0
Oct. 24	Louisiana Tech	W 27-26	4	4	16	1	0	1	3	0	0	0	0	0	0
Oct. 31	at FAU	L 3-24	3	3	17	2	2	0	1	0	0	0	0	0	0
Nov. 14	UTEP	W 52-21	3	2	14	2	2	0	0	1	0	0	0	0	0
Nov. 21	at Southern Miss	W 23-20	4	3	13	1	0	1	2	0	1	0	0	0	0
Nov. 28	North Texas	W 49-17	2	2	10	1	0	1	1	0	0	0	0	0	0
Totals - 33 of 38 (86.8%)			38	33	192	24	11	13	9	3	1	0	1	0	0

« UTSA/OPPONENTS SUPERLATIVES »

INDIVIDUAL

Rushes	29	Sincere McCormick at Texas State (Sept. 12)
Yards Rushing	251	Sincere McCormick vs North Texas (Nov. 28)
TD Rushes	3	Frank Harris at Texas State (Sept. 12)
		Sincere McCormick vs Louisiana Tech (Oct. 24)
Long Rush	71	Frank Harris vs North Texas (Nov. 28)
Pass attempts	36	Frank Harris vs Stephen F. Austin (Sept. 19)
Pass completions	23	Frank Harris at Texas State (Sept. 12)
Yards Passing	312	Frank Harris vs UTEP (Nov. 14)
TD Passes	3	Frank Harris vs UTEP (Nov. 14)
Long Pass	54	Frank Harris vs Louisiana Tech (Oct. 24)
Receptions	12	Zahkari Franklin vs. Army (Oct. 17)
Yards Receiving	138	Zahkari Franklin vs Army (Oct. 17)
TD Receptions	2	Zahkari Franklin vs Army (Oct. 17)
Long Reception	54	Tykee Ogle-Kellogg vs Louisiana Tech (Oct. 24)
Field Goals	3	Hunter Duplessis at Texas State (Sept. 12)
		Hunter Duplessis vs Middle Tennessee (Sept. 25)
Long Field Goal	50	Hunter Duplessis vs Army (Oct. 17)
Punts	8	Lucas Dean at Texas State (Sept. 12)
Punting Avg	49.2	Lucas Dean vs Middle Tennessee (Sept. 25)
Long Punt	67	Lucas Dean at FAU (Oct. 31)
Punts inside 20	5	Lucas Dean at UAB (Oct. 3)
Long Punt Return	14	Sheldon Jones at FAU (Oct. 31)
Long Kickoff Return	43	Brennon Dingle vs Middle Tennessee (Sept. 25)
Tackles	19	Jamal Ligon vs Middle Tennessee (Sept. 25)
Sacks	1.0	Jaylon Haynes at Texas State (Sept. 12)
		Jamal Ligon at Texas State (Sept. 12)
		Tariq Woolen at Texas State (Sept. 12)
		Trumane Bell II at Texas State (Sept. 12)
		Charles Wiley at Texas State (Sept. 12)
Tackles For Loss	3.5	Charles Wiley at FAU (Oct. 31)
Interceptions	1	Rashad Wisdom at Texas State (Sept. 12)
		Corey Mayfield Jr. at Texas State (Sept. 12)
		Tariq Woolen vs Middle Tennessee (Sept. 25)
		Donyai Taylor vs Middle Tennessee (Sept. 25)
		Rashad Wisdom at UAB (Oct. 3)
		Trevor Harmanson at UAB (Oct. 3)
		Corey Mayfield Jr. at UAB (Oct. 3)
		Antonio Parks vs Louisiana Tech (Oct. 24)
		Rashad Wisdom at Southern Miss (Nov. 21)
		Clarence Hicks vs North Texas (Nov. 28)
		Rashad Wisdom vs North Texas (Nov. 28)

TEAM

Rushes	53	vs Louisiana Tech (Oct. 24)
Yards Rushing	443	vs North Texas (Nov. 28)
Yards Per Rush	10.1	vs North Texas (Nov. 28)
TD Rushes	5	vs North Texas (Nov. 28)
Pass attempts	43	vs Middle Tennessee (Sept. 25)
Pass completions	23	at Texas State (Sept. 12)
		vs Stephen F. Austin (Sept. 19)
		vs Middle Tennessee (Sept. 25)
Yards Passing	312	vs UTEP (Nov. 14)
Yards Per Pass	11.1	vs UTEP (Nov. 14)
TD Passes	3	vs UTEP (Nov. 14)
TD Passes	2	vs Middle Tennessee (Sept. 25)
		at BYU (Oct. 10)
Total Plays	87	vs Louisiana Tech (Oct. 24)
Total Offense	624	vs North Texas (Nov. 28)
Yards Per Play	8.9	vs North Texas (Nov. 28)
Points	52	vs UTEP (Nov. 14)
Sacks By	5	at Texas State (Sept. 12)
First Downs	29	vs UTEP (Nov. 14)
Penalties	11	at Texas State (Sept. 12)
Penalty Yards	126	at Texas State (Sept. 12)
Turnovers	2	vs Stephen F. Austin (Sept. 19)
		vs Louisiana Tech (Oct. 24)
		vs UTEP (Nov. 14)
Interceptions By	3	at UAB (Oct. 3)
Punts	8	at Texas State (Sept. 12)
		at FAU (Oct. 31)
Punting Avg	49.2	vs Middle Tennessee (Sept. 25)
Long Punt	67	at FAU (Oct. 31)
Punts inside 20	5	at UAB (Oct. 3)
Long Punt Return	14	at FAU (Oct. 31)

OPPONENT INDIVIDUAL

Rushes	26	Spencer Brown, UAB (Oct. 3)
Yards Rushing	144	Spencer Brown, UAB (Oct. 3)
TD Rushes	2	Chaton Mobley, Middle Tennessee (Sept. 25)
Long Rush	73	Spencer Brown, UAB (Oct. 3)
Pass attempts	47	Asher O'Hara, Middle Tennessee (Sept. 25)
Pass completions	31	Asher O'Hara, Middle Tennessee (Sept. 25)
Yards Passing	372	Asher O'Hara, Middle Tennessee (Sept. 25)
TD Passes	4	Tyler Vitt, Texas State (Sept. 12)
Long Pass	75	Jason Bean, North Texas (Nov. 28)
Receptions	8	Yusuf Ali, Middle Tennessee (Sept. 25)
		Cee Jay Powell, Louisiana Tech (Oct. 24)
Yards Receiving	143	Jaelon Darden, North Texas (Nov. 28)
TD Receptions	2	Marcell Barbee, Texas State (Sept. 12)
		Gerrit Prince, UAB (Oct. 3)
Long Reception	75	Jaelon Darden, North Texas (Nov. 28)
Field Goals	4	Jacob Barnes, Louisiana Tech (Oct. 24)
Long Field Goal	46	Jacob Barnes, Louisiana Tech (Oct. 24)
Punts	7	Seamus O'Kelly, Texas State (Sept. 12)
		Max Quick, Stephen F. Austin (Sept. 19)
Punting Avg	50.2	Joshua Sloan, UTEP (Nov. 14)
Long Punt	63	Joshua Sloan, UTEP (Nov. 14)
Punts inside 20	3	Max Quick, Stephen F. Austin (Sept. 19)
Long Punt Return	91	Jeremiah Haydel, Texas State (Sept. 12)
Long Kickoff Return	95	Walter Dawn Jr., UTEP (Nov. 14)
Tackles	18	Trey Baldwin, Louisiana Tech (Oct. 24)
Sacks	1.0	11 players
Tackles	8	Gavin Graham, Texas State (Sept. 12)
		Sione Tupou, Texas State (Sept. 12)
Sacks	0.5	Gavin Graham, Texas State (Sept. 12)
		Kenny Haynes, Texas State (Sept. 12)
Tackles For Loss	3.0	Chris Jones, FAU (Oct. 31)
		Jaylen Joyner, FAU (Oct. 31)
Interceptions	1	Myles Heard, Stephen F. Austin (Sept. 19)
		Gregory Grate, Middle Tennessee (Sept. 25)
		Michael Fairbanks II, UAB (Oct. 3)
		Troy Warner, BYU (Oct. 10)
		Trey Baldwin, Louisiana Tech (Oct. 24)
		Ezekial Barnett, Louisiana Tech (Oct. 24)
		Malik Shorts, at Southern Miss (Nov. 21)

OPPONENT TEAM

Rushes	60	Army (Oct. 17)
Yards Rushing	305	Army (Oct. 17)
Yards Per Rush	5.8	UAB (Oct. 3)
TD Rushes	4	Army (Oct. 17)
Pass attempts	48	Middle Tennessee (Sept. 25)
Pass completions	31	Middle Tennessee (Sept. 25)
Yards Passing	349	Texas State (Sept. 12)
Yards Per Pass	17.7	Army (Oct. 17)
TD Passes	4	Texas State (Sept. 12)
Total Plays	89	Middle Tennessee (Sept. 25)
Total Offense	563	Middle Tennessee (Sept. 25)
Yards Per Play	6.9	BYU (Oct. 10)
Points	48	Texas State (Sept. 12)
Sacks By	7	FAU (Oct. 31)
First Downs	27	Middle Tennessee (Sept. 25)
Penalties	8	Middle Tennessee (Sept. 25)
Penalty Yards	82	Middle Tennessee (Sept. 25)
Turnovers	4	UAB (Oct. 3)
Interceptions By	2	Louisiana Tech (Oct. 24)
Punts	7	Texas State (Sept. 12)
		Stephen F. Austin (Sept. 19)
Punting Avg	50.2	UTEP (Nov. 14)
Long Punt	63	UTEP (Nov. 14)
Punts inside 20	3	Stephen F. Austin (Sept. 19)
Long Punt Return	91	Texas State (Sept. 12)

« UTSA MISCELLANEOUS STATISTICS »

LONG PLAY CHART

Yards	Play Type	Player	Opponent
81*	Int.	Rashad Wisdom	Texas State
71	Rush	Frank Harris	North Texas
69*	Rush	Sincere McCormick	Southern Miss
65*	Rush	Sincere McCormick	North Texas
58	Rush	Sincere McCormick	Texas State
58	Rush	Sincere McCormick	Texas State
54	Pass	Tykee Ogle-Kellogg from Frank Harris	LA Tech
52	Russ	B.J. Daniels	UTEP
50	Rush	Frank Harris	FAU
48	Pass	Zakhari Franklin from Josh Adkins	Middle Tenn.
45	Pass	Zakhari Franklin from Frank Harris	UTEP
45*	Rush	Sincere McCormick	LA Tech
44	Pass	Brennon Dingle from Frank Harris	Texas State
43	KR	Brennon Dingle	Middle Tenn.
37	Rush	Sincere McCormick	Stephen F. Austin
36	Rush	Brenden Brady	UTEP
35	Pass	Joshua Cephus from Frank Harris	Stephen F. Austin
35*	Pass	Zakhari Franklin from Frank Harris	UTEP
35*	Rush	Frank Harris	UTEP
34	Pass	Zakhari Franklin from Josh Adkins	Middle Tenn.
34	KR	Brennon Dingle	UAB
33	Pass	Andrew McGowan from Josh Adkins	North Texas
31	KR	Brennon Dingle	Army
30	Pass	Sincere McCormick from Frank Harris	Stephen F. Austin
29	Pass	Brennon Dingle from Josh Adkins	Middle Tenn.
28	INT	Donyai Taylor	Middle Tenn.
28	INT	Rashad Wisdom	Southern Miss
27	Pass	Sheldon Jones from Frank Harris	Stephen F. Austin
27	Rush	Sincere McCormick	UAB
26	Rush	Brennon Dingle	Texas State
26	Rush	Sincere McCormick	Army
26	Pass	Leroy Watson from Frank Harris	UTEP
26	KR	Brennon Dingle	North Texas
25*	Pass	Zakhari Franklin from Frank Harris	Middle Tenn.
25*	Pass	Joshua Cephus from Frank Harris	Texas State
25	Rush	Lowell Narcisse	UAB
25	Rush	Sincere McCormick	UAB
24	Pass	Zakhari Franklin from Lowell Narcisse	Army
24	Pass	Sincere McCormick from Frank Harris	Middle Tenn.
24	Rush	Kaedric Cobbs	UTEP
23*	Rush	Frank Harris	Stephen F. Austin
23	Pass	Joshua Cephus from Lowell Narcisse	UAB
22	Rush	Sincere McCormick	Army
22	Pass	Brennon Dingle from Frank Harris	Stephen F. Austin
22	KR	Brennon Dingle	North Texas
21	KR	Brennon Dingle	Middle Tenn.
20	Rush	Lowell Narcisse	Army
20	Pass	Brennon Dingle from Frank Harris	Army
20	Pass	Brennon Dingle from Josh Adkins	Middle Tenn.
20	Rush	Frank Harris	Middle Tenn.
20	KR	Brennon Dingle	Southern Miss
20	KR	Brennon Dingle	North Texas

* touchdown scored on play

LONG PLAYS BY THE NUMBERS

Long Plays By Yards	No.	TD
90-99	0	0
80-89	1	1
70-79	1	0
60-69	2	2
50-59	5	0
40-49	5	1
30-39	15	4
20-29	38	3

Long Plays By Type	No.	TD
Rushing	26	5
Passing	29	5
Punt returns	0	0
Kick returns	9	0
Interceptions	3	1
Fumble returns	0	0
TOTAL	67	11

LONG PLAYS BY PLAYER

Player	No.	TD	R	P	KR	PR	IR	FR
Sincere McCormick	16	3	14	2	0	0	0	0
Brennon Dingle	15	1	1	5	9	0	0	0
Zakhari Franklin	11	3	0	11	0	0	0	0
Frank Harris	5	2	5	0	0	0	0	0
Joshua Cephus	4	1	0	4	0	0	0	0
Rashad Wisdom	2	1	0	0	0	0	2	0
Leroy Watson	2	0	0	2	0	0	0	0
Sheldon Jones	2	0	0	2	0	0	0	0
Andrew McGowan	1	0	0	1	0	0	0	0
Donyai Taylor	1	0	0	0	0	0	1	0
Kaedric Cobbs	1	0	1	0	0	0	0	0
Kadari Johnson	1	0	1	0	0	0	0	0
Gavin Sharp	1	0	0	1	0	0	0	0
Tykee Ogle-Kellogg	1	0	0	1	0	0	0	0
Brenden Brady	1	0	1	0	0	0	0	0
Lowell Narcisse	2	0	2	0	0	0	0	0
B.J. Daniels	1	0	1	0	0	0	0	0
TOTAL	67	11	26	29	9	0	3	0

LONGEST PLAYS

Rushing

71 Frank Harris vs. North Texas (11/28/20)

Rushing Touchdown

69 Sincere McCormick at Southern Miss (11/21/20)

Passing

54 Tykee Ogle-Kellogg from Frank Harris, vs. Louisiana Tech (10/24/20)

Passing Touchdown

35 Zakhari Franklin from Frank Harris, vs. UTEP (11/14/20)

Punt Return

14 Sheldon Jones at FAU (10/31/20)

Kick Return

43 Brennon Dingle vs. Middle Tenn. (9/25/20)

Interception Return

81 Rashad Wisdom at Texas State (9/12/20)

Fumble Return

10 Christian Clayton vs. UTEP (11/14/20)

Punt

67 Lucas Dean at FAU (10/31/20)

Field Goal

50 Hunter Duplessis vs. Army (10/17/20)

« GAME RECAPS »

SATURDAY, SEPT. 12 UTSA 51, TEXAS STATE 48 (2OT) SAN MARCOS, TEXAS (BOBCAT STADIUM)

SAN MARCOS, Texas — Sincere McCormick rushed for a school-record 197 yards and Hunter Duplessis drilled a 29-yard field goal in the second overtime to lift UTSA to a 51-48 road win over Texas State, keeping the Roadrunners perfect all-time against the Bobcats on a steamy Saturday afternoon at Bobcat Stadium.

McCormick's record day and Duplessis' 12th consecutive made field goal dating back to last season helped seal a victorious debut for first-year head coach Jeff Traylor and sent the Bobcats to their second straight loss to open the 2020 campaign.

Duplessis, a senior from San Antonio Cole High School, split the uprights on his third kick of the day to help the Roadrunners put an end to a wild contest in the fourth meeting on the gridiron between the I-35 rivals. The Roadrunners built a 24-7 halftime lead only to see the Bobcats claw back to knot the score on a 91-yard punt return by Jeremiah Haydel with 1:16 left to play in regulation. Texas State had a chance to grab the lead but Alan Orona's extra point sailed wide.

Attendance: 7,500	1	2	3	4	ot	ot	Final
UTSA (1-0)	7	17	7	10	7	3	51
Texas State (0-2)	7	0	14	20	7	0	48

SCORING SUMMARY

1st	13:48	TXST	Brock Sturges 66 yd pass from Tyler Vitt (Alan Orona kick)		
			3 plays, 73 yards, TOP 1:12		0 - 7
	13:23	UTSA	Frank Harris 17 yd run (Hunter Duplessis kick)		
			2 plays, 75 yards, TOP 0:25		7 - 7
2nd	12:27	UTSA	Hunter Duplessis 27 yd field goal		
			12 plays, 62 yards, TOP 4:17		10 - 7
	03:43	UTSA	Frank Harris 19 yd run (Hunter Duplessis kick)		
			6 plays, 63 yards, TOP 2:19		17 - 7
	00:44	UTSA	Sincere McCormick 5 yd run (Hunter Duplessis kick)		
			9 plays, 66 yards, TOP 1:52		24 - 7
3rd	11:28	TXST	Jah'Marae Sheread 31 yd pass from Tyler Vitt (Alan Orona kick)		
			4 plays, 59 yards, TOP 1:34		24 - 14
	09:48	UTSA	Frank Harris 13 yd run (Hunter Duplessis kick)		
			4 plays, 75 yards, TOP 1:40		31 - 14
	02:04	TXST	Calvin Hill 12 yd run (Alan Orona kick)		
			2 plays, 53 yards, TOP 0:51		31 - 21
4th	10:35	TXST	Brock Sturges 2 yd run (Alan Orona kick)		
			11 plays, 91 yards, TOP 4:31		31 - 28
	07:26	UTSA	Hunter Duplessis 42 yd field goal		
			8 plays, 50 yards, TOP 3:09		34 - 28
	03:24	UTSA	Rashad Wisdom 81 yd interception return (Hunter Duplessis kick)		
					41 - 28
	01:51	TXST	Marcell Barbee 20 yd pass from Tyler Vitt (Alan Orona kick)		
			6 plays, 75 yards, TOP 1:33		41 - 35
	01:16	TXST	Jeremiah Haydel 91 yd punt return (Alan Orona kick failed)		
					41 - 41
OT	15:00	UTSA	Joshua Cephus 25 yd pass from Frank Harris (Hunter Duplessis kick)		
			5 plays, 0 yards, TOP 1:10		48 - 41
	15:00	TXST	Marcell Barbee 4 yd pass from Tyler Vitt (Alan Orona kick)		
			6 plays, 25 yards, TOP 0:00		48 - 48
	15:00	UTSA	Hunter Duplessis 29 yd field goal		
			5 plays, 13 yards, TOP 0:00		51 - 48

	UTSA	TXST
FIRST DOWNS.....	24	26
RUSHES-YARDS (NET).....	51-330	37-123
PASSING YDS (NET).....	169	349
PASSES ATT-COMP-INT.....	31-23-0	41-27-2
TOTAL OFFENSE PLAYS-YARDS.....	82-499	78-472
FUMBLE RETURNS-YARDS.....	0-0	0-0
PUNT RETURNS-YARDS.....	3-16	4-149
KICKOFF RETURNS-YARDS.....	2-30	5-115
INTERCEPTION RETURNS-YARDS.....	2-84	0-0
PUNTS (NUMBER-AVG).....	8-47.8	7-44.6
FUMBLES-LOST.....	0-0	0-0
PENALTIES-YARDS.....	11-126	6-60
POSSESSION TIME.....	31:32	28:28
THIRD-DOWN CONVERSIONS.....	7 OF 17	5 OF 15
FOURTH-DOWN CONVERSIONS.....	0 OF 0	1 OF 2
RED-ZONE SCORES-CHANCES.....	7-7	4-5
SACKS BY: NUMBER-YARDS.....	5-30	1-1

RUSHING: UTSA-Sincere McCormick 29-197; Frank Harris 11-51; Brenden Brady 8-47; Brennan Dingle 2-37; Joshua Cephus 1-minus 2. **Texas State**-Brock Sturges 16-69; Calvin Hill 10-50; Tyler Vitt 11-4.

PASSING: UTSA-Frank Harris 23-31-0-169. **Texas State**-Tyler Vitt 26-40-2-346; Jeremiah Haydel 1-1-0-3.

RECEIVING: UTSA-Joshua Cephus 6-44; De'Corian Clark 6-41; Brennan Dingle 4-54; Sheldon Jones 2-14; Sincere McCormick 2-8; Brenden Brady 2-6; Gavin Sharp 1-2. **Texas State**-Jeremiah Haydel 5-26; Marcell Barbee 4-75; J Sheread 4-57; Blake Aragon 4-32; Brock Sturges 2-72; Jackson Lanam 2-42; C Speights 2-26; T Graham Jr 2-9; Drue Jackson 1-7; Calvin Hill 1-3.

INTERCEPTIONS: UTSA-Rashad Wisdom 1-81; Corey Mayfield Jr. 1-3. **Texas State**-None.

SATURDAY, SEPT. 19 UTSA 24, STEPHEN F. AUSTIN 10 SAN ANTONIO, TEXAS (ALAMODOME)

SAN ANTONIO — Frank Harris threw for 269 yards and ran for 104 more to help lead UTSA to a 24-10 victory over Stephen F. Austin on Saturday afternoon at the Alamodome.

The Roadrunners ran their record to 2-0 under first-year head coach Jeff Traylor, who faced his alma mater in his home debut. UTSA, which opened up a 17-0 lead but could not put away the Lumberjacks (0-2) until late in the fourth quarter, now has won its first two games for the first time since 2017.

Harris completed 23 of 36 passes, including his second touchdown pass of the season, en route to a career-high passing yardage output. The junior quarterback also rushed for a pair of TDs and registered his second career 100-yard day on the ground, becoming the first UTSA QB in program history to top the century mark twice.

Sincere McCormick nearly notched his second straight 100-yard rushing game, as the sophomore from Converse Judson had 98 on 19 carries to go along with four receptions for 47 yards.

Meanwhile, Joshua Cephus had a career-best eight receptions for 89 yards and his second touchdown of his sophomore campaign and Sheldon Jones added four catches for 54 yards as the Roadrunners rang up 498 yards of total offense.

Rashad Wisdom paced the defense with nine tackles, while Trevor Harmanson recorded seven stops, including 1.5 behind the line of scrimmage. Jaylon Haynes posted six tackles, including three TFL and a pair of sacks, as UTSA tallied 10 total stops in the backfield.

Attendance: 7,500	1	2	3	4	Final
Stephen F. Austin (0-2)	0	7	3	0	10
UTSA (2-0)	3	14	0	7	24

SCORING SUMMARY

1st	11:34	UTSA	Hunter Duplessis 28 yd field goal		
			9 plays, 64 yards, TOP: 3:26		0-3
2nd	13:01	UTSA	Frank Harris 3 yd run (Hunter Duplessis kick)		
			15 plays, 75 yards, TOP: 5:10		0-10
	00:35	UTSA	Joshua Cephus 4 yd pass from Frank Harris (Hunter Duplessis kick)		
			9 plays, 63 yards, TOP: 1:50		0-17
	00:02	SFA	Xavier Gibson 10 yd pass from Self, Trae (Chris Campos kick)		
			4 plays, 72 yards, TOP: 0:33		7-17
3rd	06:06	SFA	Chris Campos 32 yd field goal		
			8 plays, 71 yards, TOP: 3:58		10-17
4th	07:08	UTSA	Frank Harris 23 yd run (Hunter Duplessis kick)		
			7 plays, 90 yards, TOP: 2:31		10-24

	SFA	UTSA
FIRST DOWNS.....	15	25
RUSHES-YARDS (NET).....	28-59	48-229
PASSING YDS (NET).....	285	269
PASSES ATT-COMP-INT.....	33-21-0	36-23-1
TOTAL OFFENSE PLAYS-YARDS.....	61-344	84-498
FUMBLE RETURNS-YARDS.....	1-2	0-0
PUNT RETURNS-YARDS.....	0-0	1-0
KICKOFF RETURNS-YARDS.....	2-49	2-16
INTERCEPTION RETURNS-YARDS.....	1-0	0-0
PUNTS (NUMBER-AVG).....	7-40.0	4-42.0
FUMBLES-LOST.....	3-1	3-1
PENALTIES-YARDS.....	5-45	7-65
POSSESSION TIME.....	27:34	32:26
THIRD-DOWN CONVERSIONS.....	2 OF 12	13 OF 19
FOURTH-DOWN CONVERSIONS.....	1 OF 1	0 OF 0
RED-ZONE SCORES-CHANCES.....	2-2	4-4
SACKS BY: NUMBER-YARDS.....	1-6	3-7

RUSHING: Stephen F. Austin-Da'leon Ward 12-41; Josh McGowen 7-16; Trae Self 7-6; JaQuari Turner 2-minus 4. **UTSA**-Frank Harris 17-104; Sincere McCormick 19-98; Lowell Narcisse 6-24; Brenden Brady 2-4; B.J. Daniels 1-1; Team 3-minus 2.

PASSING: Stephen F. Austin-Trae Self 21-33-0-285. **UTSA**-Frank Harris 23-36-1-269.

RECEIVING: Stephen F. Austin-Xavier Gibson 6-94; Larry Jones 4-52; Remi Simmons 3-65; Jeremiah Miller 3-40; Quenty Borders 2-15; Lawton Rikel 1-10; Da'leon Ward 1-7; Josh McGowen 1-2. **UTSA**-Joshua Cephus 8-89; Sheldon Jones 4-54; Sincere McCormick 4-47; Brennan Dingle 3-42; Leroy Watson 1-19; Brenden Brady 1-8; Gavin Sharp 1-8; De'Corian Clark 1-2.

INTERCEPTIONS: Stephen F. Austin-Myles Heard 1-0. **UTSA**-None.

FUMBLES: Stephen F. Austin-Trae Self 1-0; Remi Simmons 1-1; Da'leon Ward 1-0. **UTSA**-Leroy Watson 1-1; Team 1-0; Sincere McCormick 1-0.

« GAME RECAPS »

FRIDAY, SEPT. 25 UTSA 37, MIDDLE TENNESSEE 35 SAN ANTONIO, TEXAS - ALAMODOME

SAN ANTONIO — Josh Adkins came off the bench to throw for 233 yards, Zakhari Franklin registered his second career 100-yard receiving game and Jamal Ligon broke UTSA's single-game tackles record as the Roadrunners outlasted Middle Tennessee, 37-35, in the Conference USA opener on Friday night at the Alamodome.

UTSA held on for the two-point win in the final minutes to run its record to 3-0 on the season, making Jeff Traylor the first head coach in program history to start his career with three wins. The Blue Raiders (0-3, 0-1) had a chance to tie it but failed on a two-point conversion attempt with 1:04 left to play, sending the Roadrunners to their fifth win in nine all-time league lid-lifters.

Ligon registered 19 tackles, including eight solo stops and 1.5 sacks, to go along with a pair of quarterback hurries in his record-setting night. The true freshman from Tyler eclipsed the previous standard of 16 set by Cody Rogers on Nov. 12, 2011, against McNeese State to lead the defense.

Meanwhile, Adkins completed 16 of 28 passes for 233 yards and a touchdown in a little more than one half of football. The junior transfer from Smithson Valley High School entered the game on the final drive of the second quarter after Frank Harris left the game with an injury.

Franklin hauled in six passes for 119 yards and a TD in his first action of the season. The sophomore from Cedar Hill logged his second career 100-yard receiving game and the 15th in program history to lead the receiving corps.

Attendance: 6,182	1	2	3	4	Final
Middle Tennessee (0-3, 0-1)	3	7	13	12	35
UTSA (3-0, 1-0)	0	17	17	3	37

SCORING SUMMARY

1st	08:20	MT	Crews Holt 26 yd field goal	
			10 plays, 64 yards, TOP: 3:36	0-3
2nd	11:11	UTSA	Zakhari Franklin 25 yd pass from Frank Harris (Hunter Duplessis kick)	
			1 play, 40 yards, TOP: 0:16	3-7
	07:38	UTSA	Sincere McCormick 11 yd run (Hunter Duplessis kick)	
			2 plays, 14 yards, TOP: 0:36	3-14
	01:08	MT	Chaton Mobley 1 yd run (Crews Holt kick)	
			9 plays, 91 yards, TOP: 2:19	10-14
	00:00	UTSA	Hunter Duplessis 27 yd field goal	
			11 plays, 63 yards, TOP: 1:08	10-17
3rd	11:25	UTSA	Hunter Duplessis 27 yd field goal	
			9 plays, 64 yards, TOP: 3:35	10-20
	08:30	MT	Chaton Mobley 4 yd pass from Asher O'Hara (team kick blocked)	
			7 plays, 75 yards, TOP: 2:55	16-20
	06:40	MT	Chaton Mobley 24 yd run (Crews Holt kick)	
			3 plays, 96 yards, TOP: 1:06	23-20
	06:01	UTSA	Sincere McCormick 1 yd run (Hunter Duplessis kick)	
			3 plays, 49 yards, TOP: 0:39	23-27
	02:12	UTSA	Joshua Cephus 7 yd pass from Josh Adkins (Hunter Duplessis kick)	
			7 plays, 66 yards, TOP: 2:41	23-34
4th	14:46	MT	DJ England-Chilsohm 26 yd pass from Asher O'Hara (Asher O'Hara pass failed)	
			9 plays, 75 yards, TOP: 2:26	29-34
	11:39	UTSA	Hunter Duplessis 35 yd field goal	
			9 plays, 55 yards, TOP: 3:07	29-37
	01:04	MT	Yusuf Ali 6 yd pass from Asher O'Hara (Asher O'Hara pass failed)	
			13 plays, 72 yards, TOP: 4:43	35-37

	MT	UTSA
FIRST DOWNS.....	27	16
RUSHES-YARDS (NET).....	41-191	28-88
PASSING YDS (NET).....	372	303
PASSES ATT-COMP-INT.....	48-31-2	43-23-1
TOTAL OFFENSE PLAYS-YARDS.....	89-563	71-391
FUMBLE RETURNS-YARDS.....	0-0	0-0
PUNT RETURNS-YARDS.....	2-6	3-12
KICKOFF RETURNS-YARDS.....	1-14	5-120
INTERCEPTION RETURNS-YARDS.....	1-2	2-28
PUNTS (NUMBER-AVG).....	6-41.0	6-49.2
FUMBLES-LOST.....	0-0	1-0
PENALTIES-YARDS.....	8-82	3-29
POSSESSION TIME.....	35:40	24:20
THIRD-DOWN CONVERSIONS.....	8 OF 18	7 OF 17
FOURTH-DOWN CONVERSIONS.....	0 OF 1	0 OF 1
RED-ZONE SCORES-CHANCES.....	4-4	6-6
SACKS BY: NUMBER-YARDS.....	1-14	3-21

RUSHING: Middle Tennessee-Jayy McDonald 7-76; Asher O'Hara 21-61; Chaton Mobley 13-54. **UTSA**-Sincere McCormick 19-82; Frank Harris 4-7; B.J. Daniels 1-3; Josh Adkins 1-1; Team 2-minus 2; Brennon Dingle 1-minus 3.

PASSING: Middle Tennessee-Asher O'Hara 31-47-2-372; TEAM 0-1-0-0. **UTSA**-Josh Adkins 16-28-0-233; Frank Harris 7-13-0-70; Sheldon Jones 0-1-1-0; Team 0-1-0-0.

RECEIVING: Middle Tennessee-Yusuf Ali 8-86; Jarrin Pierce 7-107; DJ England-Chilsohm 4-85; Chaton Mobley 4-20; Jimmy Marshall 3-39; Jayy McDonald 3-25; Marquel Tinsley 2-10. **UTSA**-Zakhari Franklin 6-119; Brennon Dingle 5-72; Joshua Cephus 5-30; Sincere McCormick 2-25; Leroy Watson 2-23; Gavin Sharp 1-17; Sheldon Jones 1-16; Julon Williams 1-1.

INTERCEPTIONS: Middle Tennessee-Gregory Grate 1-2. **UTSA**-Donyai Taylor 1-28; Tariq Woolen 1-0.

FUMBLES: Middle Tennessee-None. **UTSA**-Sincere McCormick 1-0.

SATURDAY, OCT. 3 UAB 21, UTSA 13 BIRMINGHAM, ALA. - LEGION FIELD

BIRMINGHAM, Ala. — Sincere McCormick rushed for 150 yards and a touchdown and the UTSA defense forced four UAB turnovers, but it was not enough in a 21-13 loss to the Blazers in Conference USA action on Saturday at Legion Field.

Trailing by two scores in the fourth quarter, the Roadrunners (3-1, 1-1 C-USA) took advantage of their fourth takeaway of the day when Trevor Harmanson picked off a Bryson Lucero pass over the middle to set up UTSA on the UAB 34-yard line. McCormick dashed around left end for 25 yards on first down and, following a defensive pass interference penalty in the end zone, the sophomore from Converse Judson found paydirt from two yards. Hunter Duplessis' extra point made it 21-13 with 10:31 remaining.

UTSA then forced a three-and-out and drove into UAB territory, as Lowell Narcisse's 16-yard quarterback keeper put the ball on the 33. However, two straight tackles in the backfield followed by two incomplete passes turned the ball over on downs with 4:40 left to play.

The Roadrunners held on third down near midfield and forced a punt with a little more than one minute left, but a roughing the punter penalty gave the Blazers (3-1, 1-0) an automatic first down and they ran out the clock to secure the win, their 20th in a row at Legion Field.

McCormick paced the UTSA offense with his second 100-yard rushing game of the season and fifth of his career came on the strength of 22 carries. Narcisse added 42 yards on the ground, while Jordan Weeks, who came into the game after starting quarterback Josh Adkins was injured on the first play from scrimmage, completed seven passes for 57 yards.

Attendance: 12,547	1	2	3	4	Final
UTSA (3-1, 1-1)	3	3	0	7	13
UAB (3-1, 1-1)	7	7	7	0	21

SCORING SUMMARY

1st	09:40	UTSA	Hunter Duplessis 48 yd field goal	
			11 plays, 49 yards, TOP: 5:20	3-0
	03:34	UAB	Myron Mitchell 18 yd pass from Bryson Lucero (Matt Quinn kick)	
			4 plays, 88 yards, TOP: 1:48	3-7
2nd	12:10	UAB	Gerrit Prince 15 yd pass from Bryson Lucero (Matt Quinn kick)	
			5 plays, 30 yards, TOP: 2:18	3-14
	06:49	UTSA	Hunter Duplessis 35 yd field goal	
			7 plays, 25 yards, TOP: 2:11	6-14
3rd	01:32	UAB	Gerrit Prince 21 yd pass from Bryson Lucero (Matt Quinn kick)	
			10 plays, 90 yards, TOP: 5:38	6-21
4th	10:31	UTSA	Sincere McCormick 2 yd run (Hunter Duplessis kick)	
			2 plays, 34 yards, TOP: 0:48	13-21

	UTSA	UAB
FIRST DOWNS.....	17	21
RUSHES-YARDS (NET).....	36-190	37-214
PASSING YDS (NET).....	90	195
PASSES ATT-COMP-INT.....	25-9-1	30-18-3
TOTAL OFFENSE PLAYS-YARDS.....	61-280	67-409
FUMBLE RETURNS-YARDS.....	0-0	0-0
PUNT RETURNS-YARDS.....	2-1	0-0
KICKOFF RETURNS-YARDS.....	2-51	0-0
INTERCEPTION RETURNS-YARDS.....	3-5	1-5
PUNTS (NUMBER-AVG).....	6-45.0	3-38.3
FUMBLES-LOST.....	1-0	1-1
PENALTIES-YARDS.....	10-98	6-72
POSSESSION TIME.....	26:53	33:07
THIRD-DOWN CONVERSIONS.....	2 OF 13	4 OF 11
FOURTH-DOWN CONVERSIONS.....	1 OF 3	0 OF 1
RED-ZONE SCORES-CHANCES.....	2-3	3-4
SACKS BY: NUMBER-YARDS.....	0-0	4-28

RUSHING: UTSA-Sincere McCormick 22-150; Lowell Narcisse 7-42; B.J. Daniels 2-3; Jordan Weeks 5-minus 5. **UAB**-Spencer Brown 26-144; Jermaine Brown Jr. 5-38; DeWayne McBride 2-31; Bryson Lucero 1-7; Treia Shropshire 1-minus 2; TEAM 2-minus 4.

PASSING: UTSA-Jordan Weeks 7-19-1-57; Lowell Narcisse 2-5-0-33; Josh Adkins 0-1-0-0. **UAB**-Bryson Lucero 18-29-3-195; TEAM 0-1-0-0.

RECEIVING: UTSA-Joshua Cephus 3-42; Brennon Dingle 2-23; Zakhari Franklin 2-10; Sheldon Jones 1-16; Leroy Watson 1-minus 1. **UAB**-Myron Mitchell 6-65; Hayden Pittman 4-50; Gerrit Prince 2-36; Spencer Brown 2-16; Austin Watkins Jr. 1-12; Treia Shropshire 1-12; MOLL, K. 1-2; Rob Johnson 1-2.

INTERCEPTIONS: UTSA-Corey Mayfield Jr. 1-6; Trevor Harmanson 1-0; Rashad Wisdom 1-minus 1. **UAB**-Michael Fairbanks II 1-5.

FUMBLES: UTSA-Sheldon Jones 1-0. **UAB**-Kristopher Moll 1-1.

« GAME RECAPS »

SATURDAY, OCT. 10 #15 BYU 27, UTSA 20 PROVO UTAH - LaVELL EDWARDS STADIUM

PROVO, Utah — Lowell Narcisse came off the bench to throw for 229 yards and two touchdowns, but Zach Wilson threw for 292 yards and a pair of scores to help No. 15 BYU hold off UTSA 27-20 on Saturday at LaVell Edwards Field.

Entering the Saturday afternoon nationally televised matchup as sizeable underdogs, the Roadrunners (3-2) battled the Cougars (4-0) to the wire thanks to a big-play passing attack and a bend-but-don't-break defense in their sixth all-time game against a ranked FBS opponent.

UTSA pulled to within one score early in the final quarter when Zakhari Franklin went up high to grab a 32-yard touchdown pass from Narcisse. Hunter Duplessis' PAT made it 21-13 with 14:26 remaining.

The two teams traded possessions before BYU pushed its lead out to 27-13 on a 6-yard TD dash by Tyler Allgeier, who finished with 116 yards on 19 carries.

The Roadrunners raced right back down the field and made things interesting after Narcisse hit a wide-open Brennon Dingle on a 34-yard touchdown pass with 1:17 left to play.

UTSA then attempted an onside kick that the Cougars recovered. However, the Roadrunners forced a punting situation with fewer than 20 seconds left, but a roughing the punter penalty gave the ball back to BYU, which secured the win with one kneel-down.

Narcisse entered the contest late in the opening half and finished 17 of 20 through the air to lead the UTSA offense to a 359-yard output. The junior quarterback's favorite target was Franklin, who hauled in seven passes for 79 yards and the one TD. Brennon Dingle had four catches for 60 yards and a score, Joshua Cephus had four for 58 and Leroy Watson caught three for 49.

Charles Wiley posted six tackles, including one behind the line of scrimmage, and one quarterback pressure, while Antonio Parks and Kelechi Nwachuku had seven stops apiece.

Attendance: -	1	2	3	4	Final
UTSA (3-2)	3	0	3	14	20
#15 BYU (4-0)	0	14	7	6	27

SCORING SUMMARY

1st	04:55	UTSA	Hunter Duplessis 39 yd field goal 8 plays, 38 yards, TOP: 2:54	3-0
2nd	13:41	BYU	Pau'u, Neil 4 yd pass from Wilson, Zach (SMITH, Justen kick) 11 plays, -75 yards, TOP: 6:14	3-7
	04:44	BYU	Katooa, Lopini 11 yd pass from Wilson, Zach (SMITH, Justen kick) 5 plays, 45 yards, TOP: 2:33	3-14
3rd	11:01	UTSA	Hunter Duplessis 36 yd field goal 10 plays, 56 yards, TOP: 3:59	6-14
	01:04	BYU	Wilson, Zach 4 yd run (SMITH, Justen kick) 7 plays, 90 yards, TOP: 3:23	6-21
4th	14:26	UTSA	Zakhari Franklin 32 yd pass from Lowell Narcisse (Hunter Duplessis kick) 5 plays, 65 yards, TOP: 1:26	13-21
	02:18	BYU	Allgeier, Tyler 6 yd run (SMITH, Justen kick failed) 12 plays, 80 yards, TOP: 6:11	13-27
	01:17	UTSA	Brennon Dingle 34 yd pass from Lowell Narcisse (Hunter Duplessis kick) 4 plays, 75 yards, TOP: 1:01	20-27

	UTSA	BYU
FIRST DOWNS.....	17	22
RUSHES-YARDS (NET).....	28-72	38-178
PASSING YDS (NET).....	287	292
PASSES ATT-COMP-INT.....	33-24-1	30-22-0
TOTAL OFFENSE PLAYS-YARDS.....	61-359	68-470
FUMBLE RETURNS-YARDS.....	0-0	0-0
PUNT RETURNS-YARDS.....	1-0	0-0
KICKOFF RETURNS-YARDS.....	1-34	2-41
INTERCEPTION RETURNS-YARDS.....	0-0	1-0
PUNTS (NUMBER-AVG).....	5-45.2	4-44.0
FUMBLES-LOST.....	0-0	3-1
PENALTIES-YARDS.....	9-75	7-55
POSSESSION TIME.....	26:58	33:02
THIRD-DOWN CONVERSIONS.....	4 OF 13	7 OF 14
FOURTH-DOWN CONVERSIONS.....	1 OF 1	1 OF 2
RED-ZONE SCORES-CHANCES.....	1-1	4-5
SACKS BY: NUMBER-YARDS.....	0-0	1-8

RUSHING: UTSA-Sincere McCormick 11-42; Lowell Narcisse 9-13; Zakhari Franklin 1-8; B.J. Daniels 4-7; Frank Harris 2-4; Team 1-minus 2. **BYU**-Tyler Allgeier 19-116; Lopini Katooa 8-36; Zach Wilson 6-19; Gunner Romney 2-9; Masen Wake 1-5; TEAM 1-minus 2; Dax Milne 1-minus 5.

PASSING: UTSA-Lowell Narcisse 17-20-0-229; Frank Harris 7-13-1-58. **BYU**-Zach Wilson 22-30-0-292.

RECEIVING: UTSA-Zakhari Franklin 7-79; Brennon Dingle 4-60; Joshua Cephus 4-58; Leroy Watson 3-49; Sincere McCormick 2-0; Gavin Sharp 1-21; Sheldon Jones 1-21; B.J. Daniels 1-0; Julon Williams 1-minus 1. **BYU**-Dax Milne 7-102; Neil Pau'u 5-29; Gunner Romney 4-80; Isaac Rex 2-26; Carter Wheat 1-19; Masen Wake 1-18; Lopini Katooa 1-11; Tyler Allgeier 1-7.

INTERCEPTIONS: UTSA-None. **BYU**-Troy Warner 1-0.

FUMBLES: UTSA-None. **BYU**-Zach Wilson 1-0; Neil Pau'u 1-1; Lopini Katooa 1-0.

SATURDAY, OCT. 17 ARMY 28, UTSA 16 SAN ANTONIO, TEXAS - ALAMODOME

SAN ANTONIO — Zakhari Franklin set a program record for receptions in a game, Sincere McCormick topped 100 rushing yards for the third time this season and Kelechi Nwachuku registered 16 tackles, but Army West Point used a potent ground attack to outlast UTSA 28-16 on Saturday afternoon at the Alamodome.

The Black Knights (5-1) gained 305 of their 358 yards on the ground and completed just one pass — a 53-yarder in the fourth quarter — to escape Military City USA with their second straight victory against the Roadrunners (3-3). Anthony Adkins led the way with 101 yards on just eight carries, while Tyhier Tyler added 95 yards on 19 totes for the visitors.

Meanwhile for UTSA, Franklin caught 12 passes for a career-high 138 yards and two touchdowns to eclipse the previous school standard for single-game receptions of 11 set by Greg Campbell Jr. in 2018. It marked the second 100-yard receiving game of his sophomore season and the third of his young career.

McCormick, who entered the game as the leading rusher in the FBS, carried 18 times for 133 yards to notch his sixth career 100-yard rushing game and help the Roadrunners tally 197 yards on the ground.

Nwachuku led all players with 16 tackles, including nine solo stops, to pace the Roadrunners defense. The sophomore from McAllen now stands in a tie for second on UTSA's single-game tackles chart.

Making his first start of the season, Lowell Narcisse completed 16 passes for 155 yards and a TD and also rushed for 47 before suffering an injury early in the fourth quarter. Facing fourth down and short at the Army 31 and staring at a 21-10 deficit, the junior quarterback rumbled up the middle for 20 yards to the 11 but was injured on the tackle. On the next play, Frank Harris hit Franklin on a fade route in the end zone for the wide receiver's second score of the day. The Black Knights blocked the extra-point attempt, leaving the score at 21-16.

Attendance: - 7,887	1	2	3	4	Final
Army (4-1)	7	7	7	7	28
UTSA (3-3)	0	10	0	6	16

SCORING SUMMARY

1st	10:03	ARMY	Adkins, Anthony 66 yd run (Salysers, Landon kick) 5 plays, 90 yards, TOP: 2:43	7-0
2nd	14:48	UTSA	Hunter Duplessis 50 yd field goal 14 plays, 53 yards, TOP: 7:3	7-3
	05:06	ARMY	Buchanan, J. 5 yd run (Salysers, Landon kick) 13 plays, 74 yards, TOP: 6:27	14-3
	00:11	UTSA	Zakhari Franklin 1 yd pass from Lowell Narcisse (Hunter Duplessis kick) 14 plays, 87 yards, TOP: 4:55	14-10
3rd	04:04	ARMY	Tyler, Tyhier 37 yd run (Salysers, Landon kick) 7 plays, 70 yards, TOP: 3:06	21-10
4th	14:06	UTSA	Zakhari Franklin 11 yd pass from Frank Harris (Hunter Duplessis kick blocked) 11 plays, 75 yards, TOP: 4:58	21-16
	12:47	ARMY	Ballard, Cade 5 yd run (Salysers, Landon kick) 4 plays, 75 yards, TOP: 1:19	28-16

	Army	UTSA
FIRST DOWNS.....	24	24
RUSHES-YARDS (NET).....	60-305	32-197
PASSING YDS (NET).....	53	186
PASSES ATT-COMP-INT.....	3-1-0	39-19-0
TOTAL OFFENSE PLAYS-YARDS.....	63-358	71-383
FUMBLE RETURNS-YARDS.....	0-0	0-0
PUNT RETURNS-YARDS.....	2-33	1-3
KICKOFF RETURNS-YARDS.....	2-19	4-77
INTERCEPTION RETURNS-YARDS.....	0-0	0-0
PUNTS (NUMBER-AVG).....	3-46.3	4-43.0
FUMBLES-LOST.....	1-1	0-0
PENALTIES-YARDS.....	5-51	9-85
POSSESSION TIME.....	33:29	26:31
THIRD-DOWN CONVERSIONS.....	6 OF 10	6 OF 15
FOURTH-DOWN CONVERSIONS.....	1 OF 1	1 OF 3
RED-ZONE SCORES-CHANCES.....	2-2	2-3
SACKS BY: NUMBER-YARDS.....	1-8	2-12

RUSHING: ARMY-Anthony Adkins 8-101; Tyhier Tyler 19-95; Jakobi Buchanan 10-40; Tyrell Robinson 8-34; Sandon McCoy 6-19; A.J. Howard 2-8; Arice Hobbs 2-7; Cade Ballard 3-5; TEAM 2-minus 4. **UTSA**-Sincere McCormick 18-133; Lowell Narcisse 10-47; Frank Harris 3-21; Brennon Dingle 1-minus 4.

PASSING: ARMY-Cade Ballard 1-3-0-53; Tyhier Tyler 0-0-0-0. **UTSA**-Lowell Narcisse 16-31-0-155; Frank Harris 3-8-0-31.

RECEIVING: ARMY-Camden Harrison 1-53. **UTSA**-Zakhari Franklin 12-138; Joshua Cephus 5-46; Brennon Dingle 1-2; Sincere McCormick 1-0.

INTERCEPTIONS: ARMY-None. **UTSA**-None.

FUMBLES: ARMY-Tyhier Tyler 1-1. **UTSA**-None.

« GAME RECAPS »

SATURDAY, OCT. 24 UTSA 27, LOUISIANA TECH 26 SAN ANTONIO, TEXAS - ALAMODOME

SAN ANTONIO — Sincere McCormick registered his fourth 100-yard game of the season and UTSA held Louisiana Tech to 35 second-half yards in a 27-26, come-from-behind victory in Conference USA action on Saturday night at the Alamodome.

The Roadrunners trailed by 13 points twice in the second half, but they piled up 269 yards of offense over the final 30 minutes and used a stingy defense to improve to 4-3 overall and 2-1 in league play and snap a six-game losing streak against the Bulldogs (3-3, 2-2).

LA Tech held a 26-20 lead with time winding down in the final frame before McCormick broke loose for a 45-yard dash up the middle to knot the score. Hunter Duplessis drilled the extra point to hand UTSA its first lead of the night at 27-26 with 6:16 remaining.

The Bulldogs had two more tries to reclaim the lead but the UTSA defense forced a punt and later sealed the win after Antonio Parks picked off a pass with under a minute remaining.

McCormick, a sophomore from Converse Judson, rushed for 165 yards and three touchdowns on a school-record 37 carries for his second straight and seventh career 100-yard performance on the ground. The nation's leading rusher tied another UTSA record with his three scores and upped his season yardage total to 867, which ranks fourth on the program's single-season list, and 1,850 for his career, good for third all-time.

Meanwhile, Rashad Wisdom posted 10 tackles to pace a defense that held the Bulldogs to 247 yards, the fewest allowed by the Roadrunners since surrendering 209 to UIW in the 2019 season opener. Parks had six stops and a forced fumble to go along with his interception, while Trevor Harmanson and Jamal Ligon turned in eight and seven tackles, respectively.

Attendance: 6,114	1	2	3	4	Final
Louisiana Tech (3-3, 2-2)	3	16	7	0	26
UTSA (4-3, 2-1)	3	3	7	14	27

SCORING SUMMARY

1st	08:50	TECH	Jacob Barnes 27 yd field goal	3-0
			13 plays, 63 yards, TOP: 6:10	
	03:04	UTSA	Hunter Duplessis 21 yd field goal	3-3
			14 plays, 56 yards, TOP: 5:46	
2nd	14:03	TECH	Jacob Barnes 46 yd field goal	6-3
			6 plays, 14 yards, TOP: 1:59	
	09:22	TECH	Jacob Barnes 22 yd field goal	9-3
			10 plays, 29 yards, TOP: 3:49	
	06:36	UTSA	Hunter Duplessis 37 yd field goal	9-6
			10 plays, 55 yards, TOP: 2:46	
	03:43	TECH	Jacob Adams 13 yd pass from Luke Anthony (Jacob Barnes kick)	16-6
			7 plays, 72 yards, TOP: 2:53	
	00:29	TECH	Jacob Barnes 24 yd field goal	19-6
			8 plays, 40 yards, TOP: 1:38	
3rd	09:36	UTSA	Sincere McCormick 2 yd run (Hunter Duplessis kick)	19-13
			15 plays, 75 yards, TOP: 5:24	
	06:32	TECH	Ezekial Barnett 60 yd interception return (Jacob Barnes kick)	26-13
				26-20
4th	10:28	UTSA	Sincere McCormick 6 yd run (Hunter Duplessis kick)	26-20
			3 plays, 71 yards, TOP: 0:35	
	06:16	UTSA	Sincere McCormick 45 yd run (Hunter Duplessis kick)	26-27
			7 plays, 80 yards, TOP: 2:43	

	LA Tech	UTSA
FIRST DOWNS.....	15	25
RUSHES-YARDS (NET).....	27-78	53-188
PASSING YDS (NET).....	169	197
PASSES ATT-COMP-INT.....	39-25-1	34-19-2
TOTAL OFFENSE PLAYS-YARDS.....	66-247	87-385
FUMBLE RETURNS-YARDS.....	0-0	0-0
PUNT RETURNS-YARDS.....	2-38	4-1
KICKOFF RETURNS-YARDS.....	5-121	2-9
INTERCEPTION RETURNS-YARDS.....	2-70	1-3
PUNTS (NUMBER-AVG).....	5-36.2	4-46.5
FUMBLES-LOST.....	3-1	1-0
PENALTIES-YARDS.....	4-55	6-44
POSSESSION TIME.....	27:39	32:21
THIRD-DOWN CONVERSIONS.....	6 OF 16	6 OF 18
FOURTH-DOWN CONVERSIONS.....	1 OF 1	4 OF 4
RED-ZONE SCORES-CHANCES.....	4-4	4-4
SACKS BY: NUMBER-YARDS.....	4-27	2-17

RUSHING: Louisiana Tech-Israel Tucker 19-70; Justin Henderson 3-11; uke Anthony 5-minus 3. **UTSA**-Sincere McCormick 37-165; Brennan Dingle 1-11; B.J. Daniels 3-9; Frank Harris 10-5; Team 2-minus 2.

PASSING: Louisiana Tech-Luke Anthony 22-33-0-148; Aaron Allen 3-6-1-21. **UTSA**-Frank Harris 18-33-2-189; Julon Williams 1-1-0-8.

RECEIVING: Louisiana Tech-Cee Jay Powell 8-54; Adrian Hardy 4-31; Isaiah Graham 3-43; Israel Tucker 3-8; Griffin Hebert 2-13; Tahj Magee 2-0; Jacob Adams 1-13; Justin Henderson 1-5; Jawaun Johnson 1-2. **UTSA**-Tykee Ogle-Kellogg 4-96; Joshua Cephus 4-14; Zahkari Franklin 2-24; Gavin Sharp 2-19; Sincere McCormick 2-12; Brennan Dingle 2-4; Julon Williams 1-10; Sheldon Jones 1-10; Frank Harris 1-8.

INTERCEPTIONS: Louisiana Tech-Ezekial Barnett 1-60; Trey Baldwin 1-10. **UTSA**-Antonio Parks 1-3.

FUMBLES: Louisiana Tech-Justin Henderson 1-0; Cee Jay Powell 1-1; uke Anthony 1-0. **UTSA**-Frank Harris 1-0.

SATURDAY, OCT. 31 FLORIDA ATLANTIC 24, UTSA 3 BOCA RATON, FLA. - FAU STADIUM

BOCA RATON, Fla. — Rashad Wisdom posted 13 tackles and the UTSA defense tied a school record with 14 tackles for loss, but Florida Atlantic used a strong running game and a stingy defense in a 24-3 victory in Conference USA action on Saturday at FAU Stadium.

The Owls rushed for 196 yards on the strength of Malcolm Davidson, who tallied 115 yards on 14 carries, and held the Roadrunners (4-4, 2-2) to 230 yards of offense in improving to 3-0 all-time against UTSA.

FAU built a 17-3 halftime lead and tacked on a touchdown late thanks to a short field to improve to 2-1 on the season. The Owls limited the Roadrunners to just 104 yards on the ground and 83 total yards in the second half.

Wisdom had nine solo stops and one tackle for loss as part of his team-high tackles total, while Charles Wiley logged eight tackles, including 3.5 behind the line of scrimmage to help UTSA match the program standard for single-game tackles for loss set in the season opener against Texas State.

The Owls built a 10-0 advantage in the opening quarter after Vladimir Rivas capped the opening drive with a 24-yard field goal and Aaron Young hauled in a 27-yard TD pass from Nick Tronti.

UTSA got on the board after Hunter Duplessis drilled a 49-yard field goal at the 8:55 mark of the second stanza.

FAU pushed its lead to 17-3 following a Tronti 2-yard QB keeper with two minutes left to play in the half.

The Roadrunners threatened to cut into the deficit after driving to the FAU 23 but time ran out on the visitors, leaving the margin at 14 points at the break.

UTSA took the opening possession of the second half into FAU territory but turned it over on downs.

From there, both defenses took control of the game as the two teams combined for only 174 second-half yards.

Frank Harris completed 12 passes for 109 yards and ran for 66, including a 50-yard dash in the opening half, while Joshua Cephus caught five passes for 63 yards to lead the receiving corps. Sincere McCormick rushed for 54 yards on 16 carries and now has 921 for the year, already the third-best season total in school history.

Attendance: 5,026	1	2	3	4	Final
UTSA (4-4, 2-2 C-USA)	0	3	0	0	3
FAU (2-1, 2-1 C-USA)	10	7	0	7	24

SCORING SUMMARY

1st	10:53	FAU	Vladimir Rivas 24 yd field goal	0-3
			10 plays, 58 yards, TOP: 4:07	
	04:55	FAU	Aaron Young 27 yd pass from Nick Tronti (Vladimir Rivas kick)	0-10
			10 plays, 80 yards, TOP: 4:00	
2nd	08:55	UTSA	Hunter Duplessis 49 yd field goal	3-10
			15 plays, 43 yards, TOP: 6:08	
	01:58	FAU	Nick Tronti 2 yd run (Vladimir Rivas kick)	3-17
			9 plays, 80 yards, TOP: 3:46	
4th	02:35	FAU	James Charles 2 yd run (Vladimir Rivas kick)	3-24
			5 plays, 19 yards, TOP: 1:03	

	UTSA	FAU
FIRST DOWNS.....	16	19
RUSHES-YARDS (NET).....	37-104	50-196
PASSING YDS (NET).....	126	136
PASSES ATT-COMP-INT.....	35-14-0	20-11-0
TOTAL OFFENSE PLAYS-YARDS.....	72-230	70-332
FUMBLE RETURNS-YARDS.....	0-0	0-0
PUNT RETURNS-YARDS.....	2-17	3-28
KICKOFF RETURNS-YARDS.....	1-22	0-0
INTERCEPTION RETURNS-YARDS.....	0-0	0-0
PUNTS (NUMBER-AVG).....	8-47.9	6-46.3
FUMBLES-LOST.....	0-0	0-0
PENALTIES-YARDS.....	6-77	6-40
POSSESSION TIME.....	27:54	32:06
THIRD-DOWN CONVERSIONS.....	5 OF 18	5 OF 15
FOURTH-DOWN CONVERSIONS.....	1 OF 3	1 OF 1
RED-ZONE SCORES-CHANCES.....	0-2	3-3
SACKS BY: NUMBER-YARDS.....	2-8	7-41

RUSHING: UTSA-Frank Harris 14-66; Sincere McCormick 16-54; B.J. Daniels 1-6; Kaedric Cobbs 1-2; Brenden Brady 1-1; Joshua Cephus 1-minus 11; Jordan Weeks 3-minus 14. **FAU**-Malcom Davidson 14-115; James Charles 12-43; Nick Tronti 14-32; Willie Wright 1-6; Kelvin Dean 6-5; Willie Taggart 3-minus 5.

PASSING: UTSA-Frank Harris 12-26-0-109; Jordan Weeks 2-8-0-17; Team 0-1-0-0. **FAU**-Nick Tronti 11-19-0-136; Willie Taggart 0-1-0-0.

RECEIVING: UTSA-Joshua Cephus 5-63; Tykee Ogle-Kellogg 3-23; Zahkari Franklin 3-20; Sincere McCormick 2-17; Brennan Dingle 1-3. **FAU**-Aaron Young 3-54; Willie Wright 3-16; CHASE, TJ 2-43; Lajohnay Wester 2-9; Malcom Davidson 1-14.

« GAME RECAPS »

SATURDAY, NOV. 14 UTSA 52, UTEP 21 SAN ANTONIO, TEXAS - ALAMODOME

SAN ANTONIO — UTSA shattered the school record for total offense with 600 yards and the defense held UTEP to 71 yards as part of a second-half shutout in a 52-21 victory in Conference USA action on Saturday afternoon at the Alamodome.

Frank Harris registered his first career 300-yard passing performance, throwing for 312 yards and three touchdowns on 22-of-26 passing to help lead the Roadrunners (5-4, 3-2 C-USA) to their fifth win of the season, their most since winning six games in 2017. Brenden Brady rushed for a career-high 124 yards on 26 carries and Zakhari Franklin had six receptions for 118 yards and a score to help the offense eclipse the previous program standard of 569 yards set in the 2017 win against Texas State.

Meanwhile, the defense put the clamps on UTEP after halftime, surrendering 71 total yards, including only 14 on the ground, while holding the Miners (3-4, 0-3) off the scoreboard in the final 30 minutes. For the game, UTSA limited the visitors to 246 total yards and just 77 rushing yards, while forcing two turnovers in beating UTEP for the fourth straight time.

Rashad Wisdom led the way with nine tackles and a pair of forced fumbles, while Jamal Ligon added seven stops. Lorenzo Dantzler had 1.5 tackles for loss, including a sack, while Trumane Bell II and DeQuarius Henry also added sacks.

Holding a slim 24-21 advantage at halftime, UTSA exploded for four touchdowns over the final two quarters to run away from the Miners.

Tykee Ogle-Kellogg reached the end zone on a 15-yard pass play to help put the Roadrunners up 31-21 midway through the third quarter. That TD catch capped a nine-play, 80-yard drive that featured 26 rushing yards from Brady and a 19-yard reception by Joshua Cephus, who finished with 58 yards on five receptions.

Attendance: 6,243	1	2	3	4	Final
UTEP (3-4, 0-3)	7	14	0	0	21
UTSA (5-4, 3-2)	3	21	14	14	52

SCORING SUMMARY

1st	11:49	UTSA	Hunter Duplessis 49 yd field goal	
			10 plays, 43 yards, TOP: 3:11	0-3
	02:22	UTEP	Jacob Cowing 52 yd pass from Gavin Hardison (Gavin Baechle kick)	
			6 plays, 80 yards, TOP: 2:41	7-3
2nd	12:44	UTSA	Brennon Dingle 3 yd pass from Frank Harris (Hunter Duplessis kick)	
			6 plays, 80 yards, TOP: 2:16	7-10
	03:32	UTEP	Calvin Brownholtz 1 yd run (Gavin Baechle kick)	
			10 plays, 74 yards, TOP: 4:55	14-10
	01:35	UTSA	Zakhari Franklin 35 yd pass from Frank Harris (Hunter Duplessis kick)	
			6 plays, 71 yards, TOP: 1:57	14-17
	00:58	UTEP	Deion Hankins 1 yd run (Gavin Baechle kick)	
			2 plays, 5 yards, TOP: 0:37	21-17
	00:19	UTSA	Frank Harris 35 yd run (Hunter Duplessis kick)	
			3 plays, 70 yards, TOP: 0:39	21-24
3rd	08:26	UTSA	Tykee Ogle-Kellogg 15 yd pass from Frank Harris (Hunter Duplessis kick)	
			9 plays, 80 yards, TOP: 3:05	21-31
	02:54	UTSA	Frank Harris 4 yd run (Hunter Duplessis kick)	
			9 plays, 46 yards, TOP: 4:25	21-38
4th	11:05	UTSA	Kaedric Cobbs 1 yd run (Hunter Duplessis kick)	
			8 plays, 59 yards, TOP: 4:24	21-45
	03:16	UTSA	B.J. Daniels 5 yd run (Hunter Duplessis kick)	
			11 plays, 89 yards, TOP: 6:07	21-52

	UTEP	UTSA
FIRST DOWNS.....	13	29
RUSHES-YARDS (NET).....	28-77	48-288
PASSING YDS (NET).....	169	312
PASSES ATT-COMP-INT.....	22-15-0	28-22-0
TOTAL OFFENSE PLAYS-YARDS.....	50-246	76-600
FUMBLE RETURNS-YARDS.....	0-0	2-12
PUNT RETURNS-YARDS.....	0-0	1-10
KICKOFF RETURNS-YARDS.....	7-185	2-38
INTERCEPTION RETURNS-YARDS.....	0-0	0-0
PUNTS (NUMBER-AVG).....	5-50.2	1-39.0
FUMBLES-LOST.....	5-2	2-2
PENALTIES-YARDS.....	6-56	6-43
POSSESSION TIME.....	27:08	32:52
THIRD-DOWN CONVERSIONS.....	3 OF 10	10 OF 13
FOURTH-DOWN CONVERSIONS.....	0 OF 0	1 OF 1
RED-ZONE SCORES-CHANCES.....	2-3	5-6
SACKS BY: NUMBER-YARDS.....	1-5	3-20

RUSHING: UTEP-Deion Hankins 16-74; Ronald Awatt 4-21; Walter Dawn Jr. 1-1; Calvin Brownholtz 2-0; Team 1-minus 3; Gavin Hardison 4-minus 16. **UTSA**-Brenden Brady 26-124; B.J. Daniels 8-81; Frank Harris 5-43; Kaedric Cobbs 4-34; De'Corian Clark 1-12; Josh Adkins 1-8; Team 3-minus 14.

PASSING: UTEP-Gavin Hardison 14-21-0-159; Calvin Brownholtz 1-1-0-10. **UTSA**-Frank Harris 22-26-0-312; Josh Adkins 0-2-0-0.

RECEIVING: UTEP-Justin Garrett 5-53; Walter Dawn Jr. 4-38; Jacob Cowing 2-58; Miles Banks 1-10; Devaughn Cooper 1-6; Deion Hankins 1-3; James Tupou 1-1. **UTSA**-Zakhari Franklin 6-118; Joshua Cephus 5-58; Leroy Watson 4-46; Tykee Ogle-Kellogg 2-32; Brenden Brady 2-26; Oscar Cardenas 1-18; Julon Williams 1-11; Brennon Dingle 1-3.

FUMBLES: UTEP-Gavin Hardison 2-0; Calvin Brownholtz 1-1; AWATT, Ronald 1-0; Walter Dawn Jr. 1-1. **UTSA**-Team 1-1; Zakhari Franklin 1-1.

SATURDAY, NOV. 21 UTSA 23, SOUTHERN MISS 20 HATTIESBURG, MISS. - ROBERTS STADIUM

HATTIESBURG, Miss. — Sincere McCormick broke the UTSA single-season rushing yardage record after piling up 173 yards on the ground to help lead UTSA to a 23-20 win over Southern Miss in Conference USA action on Saturday afternoon at Roberts Stadium.

McCormick's fifth 100-yard rushing output of the season highlighted the sixth win of head coach Jeff Traylor's first season at the helm of the Roadrunners, who improved to 6-4 overall and 4-2 in the conference while reaching six victories for the fifth time in the program's 10-year history and the first since 2017.

McCormick carried the ball 32 times and reached the end zone twice in eclipsing Jarveon Williams' previous school standard of 1,042 yards set in 2015. The sophomore from Converse Judson High School also tied Williams with his eighth career 100-yard performance and now has matched Jalen Rhodes' single-season rushing touchdowns mark of nine established in 2016. He also surpassed 2,000 yards on the ground with his 173-yard effort, as he now has 2,077 in just 21 games as a Roadrunner.

Trailing 10-9 at the half, UTSA put together back-to-back touchdown drives to take a 23-10 lead in the third quarter.

McCormick broke loose for a 69-yard touchdown dash on the opening drive of the second half that helped UTSA reclaim the lead. That run was a milestone setter, as it put the him over the 1,000-yard mark for the season and above the 2,000-yard for his career.

McCormick found pay dirt again later in the third quarter on a possession that was set up by Rashad Wisdom's third interception of the season. Brenden Brady had runs of 11, 6 and 9 yards to help set up McCormick's 1-yard TD plunge, which tied him atop UTSA's single-season rushing touchdowns chart.

Attendance: -	1	2	3	4	Final
UTSA (6-4, 4-2)	0	9	14	0	23
Southern Miss (2-7, 1-5)	3	7	3	7	20

SCORING SUMMARY

1st	07:27	USM	Briggs Bourgeois 37 yd field goal	
			10 plays, 66 yards, TOP: 4:59	0-3
			Team safety	2-3
2nd	12:19	UTSA	Zakhari Franklin 6 yd pass from Frank Harris (Hunter Duplessis kick)	
			8 plays, 49 yards, TOP: 3:45	9-3
	05:48	UTSA	Tim Tim Jones 13 yd pass from Tate Whatley (Briggs Bourgeois kick)	
			8 plays, 75 yards, TOP: 3:30	9-10
3rd	13:19	UTSA	Sincere McCormick 69 yd run (Hunter Duplessis kick)	
			4 plays, 80 yards, TOP: 1:41	16-10
	06:30	UTSA	Sincere McCormick 1 yd run (Hunter Duplessis kick)	
			9 plays, 48 yards, TOP: 4:35	23-10
	00:34	USM	Briggs Bourgeois 27 yd field goal	
			8 plays, 79 yards, TOP: 2:58	23-13
4th	10:19	USM	Frank Gore 51 yd pass from Tate Whatley (Briggs Bourgeois kick)	
			3 plays, 57 yards, TOP: 0:53	23-20

	UTSA	USM
FIRST DOWNS.....	16	18
RUSHES-YARDS (NET).....	47-233	26-75
PASSING YDS (NET).....	71	272
PASSES ATT-COMP-INT.....	19-12-1	39-22-1
TOTAL OFFENSE PLAYS-YARDS.....	66-304	65-347
FUMBLE RETURNS-YARDS.....	0-0	0-0
PUNT RETURNS-YARDS.....	1-10	2-6
KICKOFF RETURNS-YARDS.....	3-48	1-25
INTERCEPTION RETURNS-YARDS.....	1-27	1-3
PUNTS (NUMBER-AVG).....	6-47.7	4-37.8
FUMBLES-LOST.....	0-0	1-0
PENALTIES-YARDS.....	5-51	5-44
POSSESSION TIME.....	31:30	28:30
THIRD-DOWN CONVERSIONS.....	6 OF 14	6 OF 15
FOURTH-DOWN CONVERSIONS.....	0 OF 1	0 OF 1
RED-ZONE SCORES-CHANCES.....	2-2	3-4
SACKS BY: NUMBER-YARDS.....	2-13	0-0

RUSHING: UTSA-Sincere McCormick 32-173; Brenden Brady 7-35; Frank Harris 5-23; Kaedric Cobbs 1-4; Team 2-minus 2. **Southern Miss**-Frank Gore 13-70; Kevin Perkins 4-13; Dee Baker 2-3; Briggs Bourgeois 1-0; TEAM 1-minus 1; Tate Whatley 5-minus 10.

PASSING: UTSA-Frank Harris 12-19-1-71. **Southern Miss**-Tate Whatley 22-39-1-272.

RECEIVING: UTSA-Joshua Cephus 5-44; Zakhari Franklin 3-22; Sincere McCormick 2-10; Brennon Dingle 2-minus 5. **Southern Miss**-Tim Jones 5-65; Antone Robinson 4-16; Cole Cavallo 3-39; Frank Gore 2-57; Jason Brownlee 2-55; Grayson Gunter 2-34; Demarcus Jones 2-26; Kevin Perkins 1-minus 1; Tate Whatley 1-minus 19.

INTERCEPTIONS: UTSA-Rashad Wisdom 1-27. **Southern Miss**-Malik Shorts 1-3.

FUMBLES: UTSA-None. **Southern Miss**-Tate Whatley 1-0.

**SATURDAY, NOV. 28
UTSA 49, NORTH TEXAS 17
SAN ANTONIO, TEXAS - ALAMODOME**

SAN ANTONIO — UTSA broke school records for total offense and rushing yards in a game as part of a 49-17 victory over North Texas in Conference USA action on Saturday afternoon at the Alamodome.

The Roadrunners tallied 624 yards of offense and rode a ground game that churned out a school-record 443 yards to run their record to 7-4 overall and 5-2 in league play with the victory, which closed out a program-best 5-1 home slate this season. UTSA eclipsed the previous program standard for yards in a game of 600 set just two weeks against UTEP and also shattered the rushing yardage mark of 357 posted against Texas State in 2017.

Sincere McCormick led the rushing attack with 251 yards and a pair of touchdowns on 23 carries, bettering his own UTSA single-game rushing yardage record of 197 set in the season-opening win over Texas State. The sophomore running back averaged 10.9 yards per attempt in turning in his ninth career 100-yard game — also a school record — and moved into sole possession of the program's single-season rushing TDs mark with 11. He now leads the FBS with a school-record 1,345 rushing yards and with 2,328 career rushing yards, he has inched closer to Jarveon Williams' UTSA record of 2,393 yards.

Meanwhile, Frank Harris completed 19 of 24 passes for 144 yards and two TDs and the junior quarterback also registered his third career 100-yard rushing game with 113 yards and a score on six totes. It marked the first time two Roadrunners topped the century mark on the ground in the same game since McCormick and Lowell Narcisse against UTEP in 2019.

The UTSA defense held the high-powered Mean Green offense to 17 points in snapping a three-game losing skid to North Texas, which fell to 3-4 and 2-3.

Trevor Harmanson paced the unit with nine tackles, two quarterback hurries, one forced fumble and a pass breakup, while Kelechi Nwachuku contributed six stops and a PBU. Charles Wiley, Tyler Mahnke and Tariq Woolen registered five tackles apiece with Wiley adding one of the team's three sacks, along with Christian Clayton and Jaylon Haynes.

Attendance: 5,936	1	2	3	4	Final
North Texas (3-4, 2-3)	0	7	3	7	17
UTSA (7-4, 5-2)	7	21	7	14	49

SCORING SUMMARY

1st	02:38	UTSA	Frank Harris 19 yd run (Hunter Duplessis kick)	
			9 plays, 80 yards, TOP: 2:47	0-7
2nd	11:10	UTSA	Joshua Cephus 8 yd pass from Frank Harris (Hunter Duplessis kick)	
			9 plays, 78 yards, TOP: 3:50	0-14
	10:58	UNT	Jaelon Darden 75 yd pass from Jason Bean (Ethan Mooney kick)	
			1 play, 75 yards, TOP: 0:12	7-14
	10:26	UTSA	Sincere McCormick 65 yd run (Hunter Duplessis kick)	
			2 plays, 71 yards, TOP: 0:32	7-21
	01:22	UTSA	De'Corian Clark 15 yd pass from Frank Harris (Hunter Duplessis kick)	
			5 plays, 51 yards, TOP: 2:16	7-28
3rd	06:12	UNT	Ethan Mooney 23 yd field goal	
			15 plays, 78 yards, TOP: 4:21	10-28
	04:55	UTSA	Brenden Brady 4 yd run (Hunter Duplessis kick)	
			3 plays, 74 yards, TOP: 1:17	10-35
4th	14:02	UTSA	Sincere McCormick 18 yd run (Hunter Duplessis kick)	
			6 plays, 65 yards, TOP: 4:08	10-42
	07:12	UTSA	B.J. Daniels 9 yd run (Hunter Duplessis kick)	
			7 plays, 69 yards, TOP: 5:42	10-49
	03:40	UNT	Jason Pirtle 8 yd pass from Jason Bean (Ethan Mooney kick)	
			11 plays, 87 yards, TOP: 3:32	17-49

	UNT	UTSA
FIRST DOWNS.....	19	26
RUSHES-YARDS (NET).....	39-184	44-443
PASSING YDS (NET).....	217	181
PASSES ATT-COMP-INT.....	33-14-2	26-21-0
TOTAL OFFENSE PLAYS-YARDS.....	72-401	70-624
FUMBLE RETURNS-YARDS.....	0-0	0-0
PUNT RETURNS-YARDS.....	1-6	1-2
KICKOFF RETURNS-YARDS.....	2-35	2-46
INTERCEPTION RETURNS-YARDS....	0-0	2-0
PUNTS (NUMBER-AVG).....	5-42.4	3-46.7
FUMBLES-LOST.....	1-0	1-0
PENALTIES-YARDS.....	3-20	5-40
POSSESSION TIME.....	24:19	35:41
THIRD-DOWN CONVERSIONS.....	8 OF 17	8 OF 12
FOURTH-DOWN CONVERSIONS.....	1 OF 3	0 OF 0
RED-ZONE SCORES-CHANCES.....	2-2	6-6
SACKS BY: NUMBER-YARDS.....	1-4	3-24

RUSHING: North Texas-Oscar Adaway 15-101; DeAndre Torrey 12-54; Tre Siggers 3-28; Jason Bean 6-10; Austin Aune 3-minus 5; Deonte Simpson 0-minus 4. **UTSA**-Sincere McCormick 23-251; Frank Harris 6-113; Kadari Johnson 2-28; Brenden Brady 6-28; B.J. Daniels 3-19; Kaedric Cobbs 2-6; Team 2-minus 2.

PASSING: North Texas-Austin Aune 9-19-0-115; Jason Bean 5-14-2-102. **UTSA**-Frank Harris 19-24-0-144; Josh Adkins 2-20-37.

RECEIVING: North Texas-Jaelon Darden 8-143; Deonte Simpson 3-58; Oscar Adaway 2-8; Jason Pirtle 1-8. **UTSA**-Joshua Cephus 5-33; Zakhari Franklin 3-49; Tykee Ogle-Kellogg 2-18; Brenden Brady 2-8; Brennon Dingle 2-8; Andrew McGowan 1-33; De'Corian Clark 1-15; Oscar Cardenas 1-7; Sincere McCormick 1-3; Sheldon Jones 1-3; Leroy Watson 1-3; Julon Williams 1-1.

INTERCEPTIONS: North Texas-None. **UTSA**-Clarence Hicks 1-0; Rashad Wisdom 1-0.

FUMBLES: North Texas-Austin Aune 1-0. **UTSA**-Frank Harris 1-0.

« LONGEST PLAYS »

LONGEST PLAYS

Yards	Player	Play	TD	Opponent	Date
92	Jarveon Williams	Rush	N	vs. Southern Miss	10/8/16
87	Kam Jones	Kickoff Return	N	at Florida Atlantic	9/27/14
85	Jarveon Williams	Rush	Y	vs. Colorado State	9/26/15
84	Kenny Harrison	Kickoff Return	N	at Georgia State	9/15/12
84	Kam Jones	Rush	Y	at Tulsa	11/2/13
82	Kenny Bias	Reception	Y	at New Mexico State	9/29/12
82	Triston Wade	Interception Return	Y	at Tulsa	11/2/13
82	Michael Ekwuagu	Blocked FG Return	Y	at Louisiana Tech	11/12/16
81	Rashad Wisdom	Interception Return	Y	at Texas State	9/12/20
80	Jalen Rhodes	Rush	Y	vs. Southern Miss	10/8/16
79	Kenny Harrison	Punt Return	Y	vs. Texas State	11/24/12

LONGEST RUSHES

Yards	Player	TD	Opponent	Date
92	Jarveon Williams	N	vs. Southern Miss	10/8/16
85	Jarveon Williams	Y	vs. Colorado State	9/26/15
84	Kam Jones	Y	at Tulsa	11/2/13
80	Jalen Rhodes	Y	vs. Southern Miss	10/8/16
78	Jarveon Williams	Y	vs. Rice	11/21/15
77	Evans Okotcha	Y	vs. Minot State	11/17/11
73	Tyrell Clay	N	vs. Rice	10/21/17
71	Brett Winnegan	Y	at Texas State	9/23/17
71	Frank Harris	N	vs. North Texas	11/28/20
70	David Glasco II	N	vs. Southern Miss	11/13/14
69	Sincere McCormick	Y	at Southern Miss	11/21/20

LONGEST PASSES

Yards	Player	TD	Opponent	Date
82	Eric Soza (to Kenny Bias)	Y	at New Mexico State	9/29/12
77	Dalton Sturm (to Josh Stewart)	N	vs. Southern Miss	10/8/16
75	Dalton Sturm (to Josh Stewart)	Y	at Rice	10/15/16
75	Lowell Narcisse (to Joshua Cephus)	Y	vs. Southern Miss	11/16/19
73	Dalton Sturm (to Kerry Thomas Jr.)	Y	vs. Charlotte	11/26/16
71	Dalton Sturm (to Kerry Thomas Jr.)	Y	vs. Southern Miss	10/8/16
69	Ryan Polite (to Evans Okotcha)	Y	vs. San Jose State	10/20/12
67	Eric Soza (to Kenny Bias)	Y	vs. Oklahoma State	9/7/13
65	Lowell Narcisse (to Zakhari Franklin)	N	at Old Dominion	11/9/19
63	Eric Soza (to David Morgan II)	N	vs. Northeastern State	9/3/11
63	Eric Soza (to Brandon Freeman)	Y	vs. Bacone	9/24/11

LONGEST KICKOFF RETURNS

Yards	Player	TD	Opponent	Date
87	Kam Jones	N	at Florida Atlantic	9/27/14
84	Kenny Harrison	N	at Georgia State	9/15/12
65	Brett Winnegan	N	vs. Army	9/14/19
57	Matt Guidry	N	at Middle Tennessee	11/5/16
51	Brett Winnegan	N	at North Texas	10/14/17
48	Matt Guidry	N	vs. Charlotte	11/26/16
44	Matt Guidry	N	at Louisiana Tech	11/25/17
44	B.J. Daniels	N	at Louisiana Tech	11/30/19
43	Brennon Dingle	N	vs. Middle Tennessee	9/25/20
41	Kenny Harrison	N	vs. Bacone	9/24/11

LONGEST PUNT RETURNS

Yards	Player	TD	Opponent	Date
79	Kenny Harrison	Y	vs. Texas State	11/24/12
62	Kenny Harrison	N	vs. Oklahoma State	9/7/13
54	Kenny Harrison	N	vs. Northwestern Oklahoma State	9/22/12
54	Aaron Grubb	N	vs. Northwestern Oklahoma State	9/22/12
36	Matt Guidry	N	at Louisiana Tech	11/12/16
34	Kenny Harrison	N	vs. Arizona	9/4/14
31	Kenny Harrison	N	at Oklahoma State	9/13/14

LONGEST INTERCEPTION RETURNS

Yards	Player	TD	Opponent	Date
82	Triston Wade	Y	at Tulsa	11/2/13
81	Rashad Wisdom	Y	at Texas State	9/12/20
67	Jason Neill	Y	vs. Minot State	11/17/11
58	Dadrian Taylor	Y	at Texas A&M	11/2/19
40	Michael Ekwuagu	Y	at UTEP	10/3/15
38	Triston Wade	Y	vs. Northwestern Oklahoma State	9/22/12
36	Mauricio Sanchez	N	at Houston	8/29/14
35	Nate Gaines	N	at Louisiana Tech	11/25/17
34	Rashad Wisdom	Y	vs. Rice	10/19/19
32	Trevor Baker	N	at UTEP	10/3/15
30	Trevor Baker	N	vs. Louisiana Tech	10/10/15

LONGEST FUMBLE RETURNS

Yards	Player	TD	Opponent	Date
59	Michael Ekwuagu	N	vs. North Texas	10/29/16
50	Steven Kurfels	Y	vs. San Jose State	10/20/12
34	Marcus Davenport	Y	vs. Rice	10/21/17
27	Lorenzo Dantzler	Y	vs. Texas State	9/22/18
22	Josiah Tauaefa	Y	at Texas State	9/23/17
16	Crosby Adams III	Y	vs. UAB	10/26/13
16	Crosby Adams III	N	vs. Tulane	11/9/13

LONGEST FIELD GOALS

Yards	Player	Opponent	Date
53	Sean Ianno	at Florida Atlantic	9/27/14
51	Jared Sackett	vs. UTEP	9/29/18
51	Sean Ianno	at South Alabama	9/1/12
51	Daniel Portillo	vs. Kansas State	9/12/15
50	Hunter Duplessis	vs. Army	10/17/20
49	Hunter Duplessis	at FAU	10/31/20
49	Hunter Duplessis	vs. UTEP	11/14/20
48	Sean Ianno	vs. South Alabama	10/8/11
48	Hunter Duplessis	at UAB	10/3/20
47	Sean Ianno	at South Alabama	9/1/12
47	Jared Sackett	vs. Baylor	9/8/18
46	Jared Sackett	vs. Baylor	9/8/18
46	Sean Ianno	vs. Texas A&M-Commerce	9/8/12
46	Jared Sackett	at North Texas	10/14/17

LONGEST PUNTS

Yards	Player	Opponent	Date
69	Kristian Stern	at Oklahoma State	9/13/14
67	Lucas Dean	at FAU	10/31/20
63	Yannis Routsas	vs. Baylor	9/8/18
62	Yannis Routsas	at UTEP	10/3/15
61	Yannis Routsas	at North Texas	10/14/17
60	Kristian Stern	at Tulsa	11/2/13
60	Yannis Routsas	at Old Dominion	9/24/16

LONGEST PLAYS AGAINST

* longest of each type of play

Yards	Player	Play	TD	Team	Date
100	Autrey Golden	Kickoff Return	Y	UTEP	9/21/13
96	William Jackson	Interception Return	Y	Houston	9/28/13
91	Jeremiah Haydel	Punt Return	Y	Texas State	9/12/20
85	Cayleb Jones	Pass (Anu Solomon)	Y	Arizona	9/4/14
89	Ito Smith	Rush	Y	Southern Miss	10/7/17
78	Brandon Wilson	Blocked FG Return	Y	Houston	9/28/13
74	Marcus Ripley	Punt	—	Texas State	9/23/17
62	Brady Meason	Punt Return	N	Southern Utah	9/17/11
54	Zane Gonzalez	Field Goal	—	Arizona State	9/16/16
45	SaQwan Edwards	Fumble Return	Y	New Mexico	8/31/13
45	Kishawn McClain	Fumble Return	Y	North Texas	10/31/15

« GAME SUPERLATIVES »

100-PLUS RUSHING YARDS (33)

Yards	Player	Att	Opponent	Date
251	Sincere McCormick	23	vs. North Texas	11/28/20
197	Sincere McCormick	29	at Texas State	9/12/20
189	Sincere McCormick	22	at UTEP	10/5/19
186	Jarveon Williams	19	at Charlotte	11/14/15
174	Jalen Rhodes	15	at Texas State	9/23/17
173	Sincere McCormick	32	at Southern Miss	11/21/20
170	Jarveon Williams	13	vs. Colorado State	9/26/15
165	Jalen Rhodes	14	vs. Southern Miss	10/8/16
165	Sincere McCormick	37	vs. Louisiana Tech	10/24/20
163	Jarveon Williams	22	vs. Rice	11/21/15
153	Tyrell Clay	11	vs. Rice	10/21/17
150	Sincere McCormick	22	at UAB	10/3/20
135	David Glasco II	21	at Tulsa	11/2/13
134	Sincere McCormick	23	at Old Dominion	11/9/19
133	Jarveon Williams	28	at UTEP	10/3/15
133	Sincere McCormick	18	vs. Army	10/17/20
125	Jarveon Williams	16	at New Mexico	12/17/16
124	Brenden Brady	26	vs. UTEP	11/14/20
123	Frank Harris*	15	vs. UIW	8/31/19
122	Jarveon Williams	15	vs. Southern Miss	10/8/16
119	Sincere McCormick	17	at Louisiana Tech	11/30/19
115	Lowell Narcisse*	19	at UTEP	10/5/19
113	Frank Harris*	6	vs. North Texas	11/28/20
109	Jarveon Williams	21	at Middle Tennessee	11/5/16
108	David Glasco II	16	vs. Southern Miss	11/13/14
106	Evans Okotcha	8	vs. Bacone	9/24/11
105	Brandon Armstrong	10	vs. Minot State	11/19/11
105	Evans Okotcha	26	vs. Louisiana Tech	11/30/13
104	Evans Okotcha	16	at North Texas	11/23/13
104	Jarveon Williams	21	vs. UTEP	10/22/16
104	Frank Harris*	17	vs. Stephen F. Austin	9/19/20
103	Jalen Rhodes	20	at Baylor	9/9/17
102	Eric Soza*	14	vs. Northeastern State	9/3/11

* denotes quarterback

300-PLUS PASSING YARDS (8)

Yards	Player	Comp-Att-Int	Opponent	Date
367	Dalton Sturm	27-43-1	vs. Southern Miss	10/7/17
332	Blake Bogenschutz	25-43-1	at Arizona	9/3/15
325	Lowell Narcisse	21-40-1	vs. Southern Miss	11/16/19
316	Eric Soza	29-40-3	vs. Houston	9/28/13
314	Eric Soza	23-41-0	at Louisiana Tech	11/3/12
312	Frank Harris	22-26-0	vs. UTEP	11/14/20
308	Eric Soza	24-41-2	vs. Oklahoma State	9/7/13
302	Ryan Polite	20-32-1	vs. San Jose State	10/20/12

100-PLUS RECEIVING YARDS (17)

Yards	Player	Rec	Opponent	Date
186	Greg Campbell Jr.	11	vs. UNT	11/24/18
145	Kerry Thomas Jr.	5	vs. Charlotte	11/26/16
138	Zakhari Franklin	12	vs. Army	10/17/20
134	Zakhari Franklin	6	at Old Dominion	11/9/19
120	Kam Jones	8	at McNeese State	11/12/11
119	Zakhari Franklin	6	vs. Middle Tennessee	9/25/20
118	Zakhari Franklin	6	vs. UTEP	11/20/20
113	Josh Stewart	7	at Louisiana Tech	11/12/16
109	David Morgan II	9	at Arizona	9/3/15
108	Brandon Freeman	5	at UC Davis	10/15/11
108	Greg Campbell Jr.	10	vs. Southern Miss	10/7/17
106	Kerry Thomas Jr.	10	vs. Marshall	11/18/17
103	Kam Jones	7	at Sam Houston State	10/1/11
103	Kam Jones	5	vs. South Alabama	10/8/11
103	Josh Stewart	2	at Rice	10/15/16
101	Cole Hubble	3	at Louisiana Tech	11/3/12
101	Josh Stewart	5	vs. Southern Miss	10/7/17

12-PLUS TACKLES (37)

No.	Player	UA-A	Opponent	Date
19	Jamal Ligon	8-11	vs. Middle Tennessee	9/23/20
16	Cody Rogers	7-9	at McNeese State	11/12/11
16	Kelechi Nwachuku	9-7	vs. Army	10/17/20
15	Duke Wheeler	10-5	vs. Louisiana Tech	10/10/15
15	Josiah Tauaefa	2-13	at Old Dominion	9/24/16
14	Duke Wheeler	11-3	at Charlotte	11/14/15
14	Andrew Martel	10-4	at Southern Miss	10/20/18
14	C.J. Levine	4-10	at Marshall	11/17/18
14	Josiah Tauaefa	8-6	vs. North Texas	11/24/18
13	Steven Kurfels	8-5	at Southern Utah	9/17/11
13	Steven Kurfels	9-4	at Sam Houston State	10/1/11
13	Brandon Reeves	4-9	vs. McNeese State	11/10/12
13	Duke Wheeler	6-7	vs. Old Dominion	11/7/15
13	Duke Wheeler	8-5	vs. Middle Tennessee	11/28/15
13	Josiah Tauaefa	9-4	vs. Alabama State	9/3/16
13	Josiah Tauaefa	7-6	vs. Louisiana Tech	10/13/18
13	Josiah Tauaefa	5-8	at Southern Miss	10/20/18
13	Darryl Godfrey	5-8	vs. FIU	11/10/18
13	Rashad Wisdom	9-4	at Florida Atlantic	10/31/20
12	Mauricio Sanchez	6-6	at Sam Houston State	10/1/11
12	Steven Kurfels	9-3	vs. South Alabama	10/8/11
12	Mark Waters	4-8	vs. Minot State	11/19/12
12	Brandon Reeves	4-8	at South Alabama	9/1/12
12	Brandon Reeves	3-9	at New Mexico State	9/29/12
12	Brandon Reeves	6-6	at Rice	10/13/12
12	Nic Johnston	6-6	at Louisiana Tech	11/3/12
12	Triston Wade	9-3	at Arizona	9/14/13
12	Triston Wade	7-5	vs. Houston	9/28/13
12	Jens Jeters	4-8	vs. Southern Miss	11/13/14
12	Nate Gaines	9-3	vs. Louisiana Tech	10/10/15
12	Michael Eguagu	5-7	at Colorado State	9/10/16
12	Josiah Tauaefa	5-7	vs. Southern Miss	10/8/16
12	La'Kel Bass	2-10	at Rice	10/15/16
12	C.J. Levine	7-5	at Southern Miss	10/20/18
12	Les Maruo	8-4	at Southern Miss	10/20/18
12	C.J. Levine	10-2	at UAB	11/3/18
12	Les Maruo	1-11	vs. FIU	11/10/18
12	Josiah Tauaefa	1-11	at Marshall	11/17/18

2-PLUS SACKS (22)

No.	Player	Yds	Opponent	Date
4.0	Marlon Smith	27	vs. McMurry	9/10/11
3.0	Robert Singletary	17	vs. FIU	10/11/14
2.5	Marcos Curry	12	vs. Southern	9/16/17
2.5	Marcus Davenport	24	at North Texas	10/14/17
2.5	Josiah Tauaefa	20	vs. Texas State	9/22/18
2.0	Marlon Smith	16	at UC Davis	10/15/11
2.0	Codie Brooks	10	vs. Oklahoma State	9/7/13
2.0	Codie Brooks	9	at Marshall	10/5/13
2.0	Robert Singletary	16	at Marshall	10/5/13
2.0	Cody Rogers	8	vs. UTEP	10/25/14
2.0	Jason Neill	15	vs. North Texas	10/31/15
2.0	Jason Neill	9	at Charlotte	11/14/15
2.0	Marcus Davenport	6	vs. Rice	11/21/15
2.0	Jason Neill	8	vs. Rice	11/21/15
2.0	Marcus Davenport	2	vs. Alabama State	9/3/16
2.0	Josiah Tauaefa	14	vs. Alabama State	9/3/16
2.0	La'Kel Bass	12	at Middle Tennessee	11/5/16
2.0	Marcus Davenport	10	at Louisiana Tech	11/12/16
2.0	Marcus Davenport	8	vs. Rice	10/21/17
2.0	Lorenzo Dantzer	14	vs. UIW	8/31/19
2.0	Jarrod Carter-McLin	13	at UTEP	10/5/19
2.0	Jaylon Haynes	4	vs. Stephen F. Austin	9/19/20

2-PLUS INTERCEPTIONS (4)

No.	Player	Yds	Opponent	Date
2	Triston Wade	93	at Tulsa	11/2/13
2	Nate Gaines	11	at UTEP	10/3/15
2	Bennett Okotcha	14	at Southern Miss	10/17/15
2	Clayton Johnson	10	Rice	10/21/17

« **OPPONENT SINGLE-GAME RECORDS** »

TEAM

Points: 69, Oklahoma State, 9/19/15
Touchdowns: 9, Oklahoma State, 9/19/15; Louisiana Tech, 11/12/16
First Downs: 33, Louisiana Tech, 11/3/12
Rushing Attempts: 58, Rice, 10/13/12
Rushing Yards: 419, UAB, 11/3/18
Rushing Touchdowns: 5, Baylor, 9/7/19
Passing Completions: 35, Oklahoma State, 9/7/13
Passing Attempts: 50, UTEP, 10/3/15; Southern Miss, 10/8/16
Passing Yards: 518, Oklahoma State, 9/7/13
Passing Touchdowns: 6, Oklahoma State, 9/7/13
Total Plays: 89, Southern Miss, 10/8/16
Total Offense: 668, UAB, 11/3/18
Third-Down Conversions: 12 (of 20), Rice, 11/8/14
Fourth-Down Conversions: 4 (of 5), Charlotte, 11/14/15
Turnovers: 6, Houston, 8/29/14
Tackles For Loss: 15.0, Arizona State, 9/1/18
Sacks: 9, Arizona State, 9/1/18
Forced Fumbles: 4, San Jose State, 10/20/12; Oklahoma State, 9/19/15
Fumble Recoveries: 5, San Jose State, 10/20/12; Oklahoma State, 9/19/15
Interceptions: 4, (2x), last, FIU, 11/10/18
Passes Defended: 10, Marshall, 10/5/13
Safeties: 1, Sam Houston State, 10/1/11; Colorado State, 9/26/15
Extra Points: 9 (of 9), Oklahoma State, 9/19/15; 9 (of 9), Louisiana Tech, 11/12/16
Field Goals: 4, Arizona, 9/4/14; North Texas, 11/29/14; Southern Miss, 10/17/15; Arizona State, 9/16/16
Kickoffs: 12, Oklahoma State, 9/19/15
Touchbacks: 6 (4x), last, Arizona State, 9/1/18
Kickoff Returns: 8 (4x), last, Southern Miss, 10/8/16
Kickoff Return Yards: 155, San Jose State, 10/20/12
Punts: 10 (2x), last, Northwestern Oklahoma State, 9/22/12
Punt Returns: 6, Sam Houston State, 10/1/11
Punt Return Yards: 102, Southern Utah, 9/17/11
Blocked Kicks: 2, McMurry, 9/10/11
Penalties: 15 (for 157), Louisiana Tech, 11/3/12

INDIVIDUAL

Points: 18, Kenneth Dixon, Louisiana Tech, 11/3/12; Walter Dawn, UTEP, 10/22/16; Carlos Henderson, Louisiana Tech, 11/12/16;
Chaton Mobley, Middle Tennessee 9/25/20
Touchdowns: 3, 5 times, last Isaiah Spiller, Texas A&M, 11/2/19
Rushing Attempts: 30, Nick Wilson, Arizona, 9/4/14; Jasen Oden, Colorado State, 9/26/15
Rushing Yards: 217, Isaiah Spiller, Texas A&M, 11/2/19
Longest Rush: 89 (TD), Ito Smith, Southern Miss, 10/7/17
Rushing Touchdowns: 3, Kenneth Dixon, Louisiana Tech, 11/3/12; Isaiah Spiller, Texas A&M, 11/2/19
Passing Completions: 34, Cody Stroud, McNeese State, 11/10/12
Passing Attempts: 49, Ryan Metz, UTEP, 10/3/15
Passing Yards: 387, Isiah Brady, Marshall, 11/17/18
Longest Passing Completion: 85 (TD), Anu Solomon to Cayleb Jones, Arizona, 9/4/14
Passing Touchdowns: 5, Brandon Doughty, WKU, 11/22/14
Total Offense: 447, David Washington, Old Dominion, 11/7/15
Receptions: 13, Darnell Smith, North Texas, 11/23/13; Trent Taylor, Louisiana Tech, 10/10/15
Receiving Touchdowns: 3, Denzel Mims, Baylor, 9/7/19
Receiving Yards: 182, Harrison Bryant, FAU, 10/23/19
Tackles: 18, Trey Baldwin, Louisiana Tech, 10/24/20
Tackles For Loss: 4.5, Larry Ogunjobi, Charlotte, 11/14/15; Myles Garrett, Texas A&M, 11/19/16
Sacks: 4.5, Myles Garrett, Texas A&M, 11/19/16
Quarterback Hurries: 2 (24x), last, Ty Tyler, Marquis Couch, Donyae Moody, K. Cumberland, Ryan Bee, Marshall, 11/17/18
Forced Fumbles: 2 (3x), last Nick Gathrite, UTEP, 10/25/14
Fumble Recoveries: 2, Bene Benwikere, San Jose State, 10/20/12; Deric Robertson, Oklahoma State, 9/19/15
Interceptions: 2, Kenneth Jenkins, Sam Houston State, 10/1/11; Terrell Pinson, Louisiana Tech, 10/18/14
Longest Interception Return: 96 (TD), William Jackson, Houston, 9/28/13
Interception Touchdowns: 1 (10), last Eekial Barnett, Louisiana Tech, 10/24/20
Passes Defended: 4 (4x), last, Sage Lewis, FIU, 11/18/18
Extra Points: 8 (of 8), Ben Grogan, Oklahoma State, 9/7/13 & 9/19/15; Jonathan Barnes, Louisiana Tech, 11/12/16
Field Goals: 4 (5x), last Nick Vogel, UAB, 10/12/19
Longest Field Goal: 54, Zane Gonzalez, Arizona State, 9/16/16
Kickoffs: 10, Ben Grogan, Oklahoma State, 9/19/15; Jonathan Barnes, Louisiana Tech, 11/12/16
Touchbacks: 9, Nick Vogel, UAB, 11/3/18
Kickoff Returns: 7, Stanley Johnson, Bacone, 9/24/11
Kickoff Return Yards: 167, Walter Dawn Jr., UTEP, 11/14/20
Longest Kickoff Return: 100 (TD), Autrey Golden, UTEP, 9/21/13
Punts: 9 (3x), last, Trevor Vincent, Alabama State, 9/3/16
Longest Punt: 74, Marcus Ripley, Texas State, 9/23/17
Punt Returns: 5, Brandon Closner, Sam Houston State, 10/1/11
Punt Return Yards: 103, Brady Measom, Southern Utah, 9/17/11
Longest Punt Return: 91, Jeremiah Haydel, Texas State, 9/12/20
Blocked Kicks: 1 (9x), last, Austin Orr, North Texas, 10/31/15

« THE LAST TIME ... »

SURPASSED 500-YARDS TOTAL OFFENSE

By UTSA 569 at Texas State (9/23/17)
By Opp. 563, Middle Tennessee (9/25/20)

SURPASSED 600-YARDS TOTAL OFFENSE

By UTSA 624, vs. North Texas (11/28/20)
By Opp. 668, UAB (11/03/18)

SCORED 50+ MORE POINTS

By UTSA 52, vs. UTEP (11/20/20)
By Opp. 63, Baylor (9/07/19)

TEAM RUSHED FOR 300 YARDS

By UTSA 443, vs. North Texas (11/28/20)
By Opp. 305, Army (10/17/20)

50+ RUSHES

By UTSA 51, at Texas State (9/12/20)
By Opp. 50, FAU (10/31/20)

5+ RUSHING TDS

By UTSA 5, vs. North Texas (11/28/20)
By Opp. 5, at Baylor (9/07/19)

TEAM PASSED FOR 500 YARDS

By UTSA N/A
By Opp. 518, Oklahoma State (9/07/13)

100-YARD RUSHER

By UTSA 243, Sincere McCormick, vs. North Texas (11/28/20)
By Opp. 115, Malcom Davidson, FAU (10/31/20)

TWO 100-YARD RUSHERS

By UTSA Sincere McCormick (189) & Lowell Narcisse (115), at UTEP (10/5/19)
By Opp. Damarcus Smith (137) & Jeffrey Wilson (127), North Texas (10/31/15)

THREE 100-YARD RUSHERS

By UTSA N/A
By Opp. N/A

200-YARD RUSHER

By UTSA N/A
By Opp. 217, Isaiah Spiller, Texas A&M (11/2/19)

50-YARD RUSH PLAY

By UTSA 52, B.J. Daniels, vs. UTEP (11/14/20)
By Opp. 54, Israel Tucker, LA Tech (11/30/19)

60-YARD RUSH PLAY

By UTSA 65, Sincere McCormick, vs. North Texas (11/28/20)
By Opp. 66, Anthony Adkins, Army (10/17/20)

70-YARD RUSH PLAY

By UTSA 73, Tyrell Clay vs. Rice (10/21/17)
By Opp. 73, Spencer Brown, UAB (10/3/20)

80-YARD RUSH PLAY

By UTSA 92, Jarveon Williams vs. Southern Miss (10/08/16)
By Opp. 89, Ito Smith, Southern Miss (10/07/17)

90-YARD RUSH PLAY

By UTSA 92 yards, Jarveon Williams vs. Southern Miss (10/08/16)
By Opp. N/A

THREE RUSHING TDS

By UTSA 3, Sincere McCormick, vs. Louisiana Tech (10/24/20)
By Opp. 3, Isaiah Spiller, Texas A&M (11/2/19)

300-YARD PASSER

By UTSA 312, Frank Harris, vs. UTEP (11/14/20)
By Opp. 372, Asher O'Hara, Middle Tennessee (9/25/20)

400-YARD PASSER

By UTSA N/A
By Opp. N/A

SCORED ON OVER A 70-YARD PASS PLAY

By UTSA 73 yards, Dalton Sturm to Kerry Thomas Jr. vs. Charlotte (11/26/16)
By Opp. 75, Jason Bean to Jaelon Darden, North Texas (11/28/20)

THREE OR MORE TD PASSES

By UTSA 3, Frank Harris vs. UTEP (11/14/20)
By Opp. 3, J'MarSmith, LA Tech (11/30/19)

FOUR OR MORE TD PASSES

By UTSA 4, Dalton Sturm vs. Southern U (9/16/17)
By Opp. 4, Tyler Vitt, Texas State (9/12/20)

100-YARD RECEIVER

By UTSA 118, Zakhari Franklin, vs. UTEP (11/14/20)
By Opp. 102, Dax Milne, BYU (10/10/20)

200-YARD RECEIVER

By UTSA N/A
By Opp. N/A

100 YARDS RECEIVING BY TWO OR MORE PLAYERS

By UTSA Greg Campbell Jr. (108) & Josh Stewart (101) vs. Southern Miss (10/7/17)
By Opp. Tyre Brady (162) & Obi Obialo (103), at Marshall (11/17/18)

100 YARDS RUSHING AND 250 YARDS PASSING

By UTSA Frank Harris (262 passing, 104 rushing), vs. SFA (9/19/20)

10 OR MORE RECEPTIONS

By UTSA 13, Zakhari Franklin, vs. Army (10/17/20)
By Opp. 10, Harrison Bryant, FAU (11/23/19)

THREE OR MORE TD RECEPTIONS

By UTSA N/A
By Opp. 3, Denzel Mims, Baylor (9/07/19)

THREE FIELD GOALS

By UTSA 3, Hunter Duplessis, vs. Middle Tennessee (9/25/20)
By Opp. 3, Nick Rice, Old Dominion (11/9/19)

FOUR FIELD GOALS

By UTSA 4, Sean Ianno vs. Southern Miss (11/13/14)
By Opp. 4, Jacob Barnes, Louisiana Tech (10/24/20)

50+ YARD FIELD GOAL

By UTSA 50, Hunter Duplessis, vs. Army (10/17/20)
By Opp. 51, Nick Vogel, UAB, (11/03/18)

MADE 15+ TACKLES

By UTSA 16, Kelechi Nwachuku, vs. Army (10/17/20)
By Opp. 18, Trey Baldwin, Louisiana Tech (10/24/20)

TEAM INTERCEPTED THREE PASSES

By UTSA 3, at UAB (10/3/20)
By Opp. 4, vs. FIU (11/10/18)

BLOCKED KICK (PUNT/FG/PAT) RETURNED FOR SCORE

By UTSA [FG] Michael Egwaugu [82-yard return]
[blocked by Kevin Strong Jr.], at Louisiana Tech (11/12/16)
By Opp. [PUNT] Markell Rice [8-yard return]
[blocked by Chris Williams], McMurry (9/10/11)

BLOCKED FIELD GOAL

By UTSA Tariq Woolen, at Marshall (11/17/18)
By Opp. Cedric Woods, Louisiana Tech (10/24/20)

BLOCKED POINT AFTER TOUCHDOWN

By UTSA Peter Gray, vs. Middle Tennessee (9/25/20)
By Opp. Ryan Duran, Army (10/17/20)

SCORED A SAFETY

By UTSA vs. Texas State (9/22/18)
By Opp. Colorado State (9/26/15)

PUNT RETURNED FOR TD

By UTSA Kenny Harrison (79 yards) vs. Texas State (11/24/12)
By Opp. Grayland Arnold (73 yards) at Baylor (9/07/19)

INTERCEPTION RETURNED FOR TD

By UTSA Rashad Wisdom (81 yards), at Texas State (9/12/20)
By Opp. Ezekial Barnett (60 yards), Louisiana Tech (10/24/20)

FUMBLE RETURNED FOR TD

By UTSA Blaze Moorhead (0 yards), at Louisiana Tech (11/30/19)
By Opp. Juwan Foggie (3 yards), Charlotte (11/26/16)

60+ YARD PUNT

By UTSA 67, Lucas Dean, at FAU (10/31/20)
By Opp. 63, Joshua Sloan, UTEP (11/14/20)

70+ YARD PUNT

By UTSA N/A
By Opp. 74, Marcus Ripley, Texas State (9/23/17)

RECORDED 20 OR MORE FIRST DOWNS

By UTSA 26, vs. North Texas (11/28/20)
By Opp. 24, Army (10/17/20)

RECORDED 30 OR MORE FIRST DOWNS

By UTSA 31, at North Texas (10/31/15)
By Opp. 31, Southern Miss (11/08/16)

LIMITED OPPONENT TO LESS THAN 100 YARDS RUSHING

By UTSA 75, Southern Miss (11/21/20)
By Opp. 78, Louisiana Tech (10/24/20)

LIMITED OPPONENT TO LESS THAN 100 YARDS PASSING

By UTSA 65, vs. Southern (09/16/17)
By Opp. 53, Army (10/17/20)

PLAYED AN OVERTIME GAME

2 OT, at Texas State (9/12/20)



13

JOSH
ADKINS

QUARTERBACK

6-2 • 215 • Junior - TR
Spring Branch, Texas

CAREER STATISTICS (2018-19 @ NMST)

Year	G-GS	Rush	Yds	TD	Comp.	Att.	Int.	Pct.	Yds.	TD	Long
2018	10-8	86	117	0	222	393	9	56.5	2,563	13	60
2019	12-12	106	41	4	275	437	15	62.9	2,588	14	53
2020	4-1	2	9	0	18	33	0	54.5	270	1	48
Totals	26-21	194	67	4	515	863	24	59.7	5,417	28	60

2020 GAME-BY-GAME

Opponent	Comp.-Att.-Int.	Yds.	TD	Long	Rush	Yds.	TD	Long
at Texas State	DNP							
vs. SFA	DNP							
vs. Middle Tennessee	16-28-0	233	1	48	1	1	0	1
at UAB	0-1-0	0	0	0	0	0	0	0
at #15 BYU	DNP							
vs. Army	DNP							
vs. LA Tech	DNP							
at FAU	DNP							
vs. UTEP	0-2-0	0	0	0	1	8	0	8
at Southern Miss	DNP							
vs. North Texas	2-2-0	37	0	33	0	0	0	0
Totals	18-33-0	270	1	48	2	9	0	8

2019 GAME-BY-GAME (@ NMST)

Opponent	Comp.-Att.-Int.	Yds.	TD	Long	Rush	Yds.	TD	Long
at #23 Washington St.	28-42-2	221	0	22	6	-8	1	10
at #2 Alabama	19-30-1	145	1	44	6	-12	0	6
vs. San Diego St.	26-41-2	299	1	35	13	-26	0	7
at New Mexico	30-47-1	335	3	53	15	32	3	7
vs. Fresno State	26-46-3	210	1	21	6	9	0	10
vs. Liberty	20-30-2	265	0	41	13	24	0	12
at Central Michigan	24-40-1	263	3	36	8	14	0	8
at Georgia Southern	13-23-2	59	0	10	6	-11	0	3
at Ole Miss	25-35-0	127	0	14	14	9	0	9
vs. UIW	28-38-0	316	2	42	7	2	0	7
vs. UTEP	18-30-0	175	0	33	4	7	0	5
at Liberty	18-35-1	173	3	35	8	1	0	21
Totals	275-437-15	2,588	14	53	106	41	4	21

2018 GAME-BY-GAME (@ NMST)

Opponent	Comp.-Att.-Int.	Yds.	TD	Long	Rush	Yds.	TD	Long
vs. Wyoming	DNP							
at Minnesota	DNP							
at Utah State	2-3-0	10	0	9	1	1	0	1
vs. New Mexico	12-21-2	168	1	58	9	20	0	6
at UTEP	9-18-0	156	1	53	12	16	0	9
vs. Liberty	34-51-0	402	4	41	6	21	0	21
at Louisiana-Lafayette	25-44-1	284	1	51	6	-17	0	8
vs. Georgia Southern	25-38-1	295	0	26	9	5	0	21
at Texas State	29-59-2	275	0	35	13	40	0	17
vs. Alcorn State	32-44-0	396	4	60	5	11	0	12
at BYU	25-61-2	264	1	25	14	5	0	8
at Liberty	29-54-1	313	1	24	11	15	0	14
Totals	222-393-9	2,563	13	60	86	117	0	21



49

TRUMANE
BELL II

DEFENSIVE TACKLE

6-2 • 260 • Sophomore - 1L
Dallas, Texas

CAREER STATISTICS

Year	Pos.	G-GS	Tackles	Sacks-Yds.	TFL-Yds.	FF	FR	PBU	QBH
2019	DT	12-0	2	0-0	1.0-4	0	0	0	2
2020	DL	11-0	15	4.5-26	6.5-34	0	0	0	1
Totals		23-0	17	4.5-26	7.5-38	0	0	0	3

2020 GAME-BY-GAME

Opponent	Tackles	Sacks	TFL-Y	FC	PBU	Int.	QBH
at Texas State	2	1.0-7	1.0-7	0	0	0	0
vs. SFA	0	0-0	0-0	0	0	0	0
vs. MT	3	0.5-4	1.5-9	0	0	0	0
at UAB	0	0-0	0-0	0	0	0	1
at #15 BYU	1	0-0	0-0	0	0	0	0
vs. Army	1	0-0	0-0	0	0	0	0
vs. LA Tech	1	0-0	0.5-2	0	0	0	0
at FAU	3	1.0-2	1.5-3	0	0	0	0
vs. UTEP	1	1.0-12	1.0-12	0	0	0	0
at Southern Miss	1	1.0-1	1.0-1	0	0	0	0
vs. North Texas	1	0-0	0-0	0	0	0	0
Totals	15	4.5-26	6.5-34	0	0	0	1

2019 GAME-BY-GAME

Opponent	Tackles	Sacks	TFL-Y	FC	PBU	Int.	QBH
vs. UIW	1	0-0	1.0-4	0	0	0	2
at Baylor	0	0-0	0-0	0	0	0	0
vs. Army	0	0-0	0-0	0	0	0	0
at UNT	1	0-0	0-0	0	0	0	0
at UTEP	0	0-0	0-0	0	0	0	0
vs. UAB	0	0-0	0-0	0	0	0	0
vs. Rice	0	0-0	0-0	0	0	0	0
vs. Texas A&M	0	0-0	0-0	0	0	0	0
at ODU	0	0-0	0-0	0	0	0	0
vs. USM	0	0-0	0-0	0	0	0	0
vs. FAU	0	0-0	0-0	0	0	0	0
at LA Tech	0	0-0	0-0	0	0	0	0
Totals	2	0-0	1.0-4	0	0	0	2



36

SEAN
BERRY

CORNERBACK

5-11 • 180 • Freshman - RS
Dallas, Texas

CAREER STATISTICS

Year	Pos.	G-GS	Tackles	Sacks-Yds.	TFL-Yds.	FF	FR	PBU	QBH
2020	CB	8-0	0	0-0	0-0	0	0	0	0
Totals		8-0	0	0-0	0-0	0	0	0	0

2020 GAME-BY-GAME

Opponent	Tackles	Sacks	TFL-Y	FC	PBU	Int.	QBH
at Texas State	0	0-0	0-0	0	0	0	0
vs. SFA	0	0-0	0-0	0	0	0	0
vs. MT	0	0-0	0-0	0	0	0	0
at UAB		DNP					
at #15 BYU		DNP					
vs. Army	0	0-0	0-0	0	0	0	0
vs. LA Tech	0	0-0	0-0	0	0	0	0
at FAU	0	0-0	0-0	0	0	0	0
vs. UTEP	0	0-0	0-0	0	0	0	0
at Southern Miss	0	0-0	0-0	0	0	0	0
vs. North Texas	0	0-0	0-0	0	0	0	0
Totals	0	0-0	0-0	0	0	0	0



5

**BRENDEN
BRADY**

RUNNING BACK

**5-11 • 205 • Junior - 2L
Cibolo, Texas**

CAREER STATISTICS

Year	G-GS	Att.	Yds.	Avg.	TD	LG	Rec.	Yds.	Avg.	TD	LG
2018	12-1	49	221	4.5	1	27	8	44	5.5	0	15
2019	12-0	67	284	4.2	2	24	14	115	8.2	0	23
2020	6-1	50	239	4.8	1	36	7	48	6.9	0	18
Totals	30-2	166	744	4.5	4	36	29	207	7.1	0	23

2020 GAME-BY-GAME

Opponent	Att.	Yds.	TD	Long	Rec.	Yds.	TD	Long
at Texas St.	8	47	0	13	2	6	0	9
vs. SFA	2	4	0	5	1	8	0	8
vs. MT	DNP							
at UAB	DNP							
at #15 BYU	DNP							
vs. Army	DNP							
vs. LA Tech	DNP							
at FAU	1	1	0	1	0	0	0	0
vs. UTEP	26	124	0	36	2	26	0	18
at S. Miss	7	35	0	11	0	0	0	0
vs. UNT	6	28	1	11	2	8	0	9
Totals	50	239	1	36	7	48	0	18

2019 GAME-BY-GAME

Opponent	Att.	Yds.	TD	Long	Rec.	Yds.	TD	Long
vs. UIW	7	28	1	10	5	47	0	22
at Baylor	5	26	0	13	0	0	0	0
vs. Army	2	4	0	4	1	7	0	7
at UNT	5	11	0	6	1	12	0	12
at UTEP	2	4	0	5	0	0	0	0
vs. UAB	0	0	0	0	0	0	0	0
vs. Rice	7	34	0	13	1	3	0	3
at TAMU	4	18	0	8	1	2	0	2
at ODU	7	26	0	11	3	42	0	23
vs. USM	3	22	0	11	0	0	0	0
vs. FAU	15	86	0	24	1	3	0	3
at LA Tech	8	22	1	8	1	-1	0	0
Totals	67	284	2	24	14	115	0	23

2018 GAME-BY-GAME

Opponent	Att.	Yds.	TD	Long	Rec.	Yds.	TD	Long
at Ariz. St.	2	6	0	3	1	7	0	7
vs. Baylor	0	0	0	0	0	0	0	0
at Kansas St.	1	2	0	2	0	0	0	0
vs. TXST	0	0	0	0	0	0	0	0
vs. UTEP	0	0	0	0	0	0	0	0
at Rice	0	0	0	0	0	0	0	0
vs. LA Tech	0	0	0	0	0	0	0	0
at USM	8	36	0	17	1	11	0	11
at UAB	8	42	0	21	1	1	0	1
vs. FIU	9	42	0	17	3	2	0	4
at Marshall	10	4	0	4	1	15	0	15
vs. UNT	11	89	1	27	1	8	0	8
Totals	49	221	1	27	8	44	0	15



16

**JAYVEON
CARDWELL**

CORNERBACK

**6-0 • 175 • Sophomore - TR
Cibolo, Texas**

CAREER STATISTICS

Year	Pos.	G-GS	Tackles	Sacks-Yds.	TFL-Yds.	FF	FR	PBU	QBH
2020	CB	4-0	0	0-0	0-0	0	0	0	0
Totals		4-0	0	0-0	0-0	0	0	0	0

2020 GAME-BY-GAME

Opponent	Tackles	Sacks	TFL-Y	FC	PBU	Int.	QBH
at Texas State	0	0-0	0-0	0	0	0	0
vs. SFA	0	0-0	0-0	0	0	0	0
vs. MT	0	0-0	0-0	0	0	0	0
at UAB	0	0-0	0-0	0	0	0	0
at #15 BYU	DNP						
vs. Army	DNP						
vs. LA Tech	DNP						
at FAU	DNP						
vs. UTEP	DNP						
at Southern Miss	DNP						
vs. North Texas	DNP						
Totals	0	0-0	0-0	0	0	0	0



12

**JOSHUA
CEPHUS**

WIDE RECEIVER

**6-3 • 185 • Sophomore - 1L
Spring, Texas**

CAREER STATISTICS

Year	G-GS	Att.	Yds.	Avg.	TD	LG	Rec.	Yds.	Avg.	TD	LG
2019	12-7	0	0	0	0	0	8	153	19.1	1	75
2020	11-11	2	-13	0	0	0	55	521	9.5	4	35
Totals	23-28	2	-13	0	0	0	63	674	10.7	5	75

2020 GAME-BY-GAME

Opponent	Att.	Yds.	TD	Long	Rec.	Yds.	TD	Long
at Texas St.	1	-2	0	0	6	44	1	25
vs. SFA	0	0	0	0	8	89	1	35
vs. MT	0	0	0	0	5	30	1	14
at UAB	0	0	0	0	3	42	0	23
at #15 BYU	0	0	0	0	4	58	0	32
vs. Army	0	0	0	0	5	46	0	11
vs. LA Tech	0	0	0	0	4	14	0	7
at FAU	1	-11	0	0	5	63	0	18
vs. UTEP	0	0	0	0	5	58	0	19
at S. Miss	0	0	0	0	5	44	0	18
vs. UNT	0	0	0	0	5	33	1	8
Totals	2	-13	0	0	55	521	4	35

2019 GAME-BY-GAME

Opponent	Att.	Yds.	TD	Long	Rec.	Yds.	TD	Long
vs. UIW	0	0	0	0	0	0	0	0
at Baylor	0	0	0	0	2	23	0	17
vs. Army	0	0	0	0	2	16	0	11
at UNT	0	0	0	0	0	0	0	0
at UTEP	0	0	0	0	0	0	0	0
vs. UAB	0	0	0	0	0	0	0	0
vs. Rice	0	0	0	0	0	0	0	0
at TAMU	0	0	0	0	0	0	0	0
at ODU	0	0	0	0	1	19	0	19
vs. USM	0	0	0	0	3	95	1	75
vs. FAU	0	0	0	0	0	0	0	0
at LA Tech	0	0	0	0	0	0	0	0
Totals	0	0	0	0	8	153	0	75



88

DE'CORIAN
CLARK

WIDE RECEIVER

6-2 • 205 • Sophomore - 1L
Fort Worth, Texas

CAREER STATISTICS

Year	G-GS	Att.	Yds.	Avg.	TD	LG	Rec.	Yds.	Avg.	TD	LG
2019	8-0	0	0	0	0	0	1	5	5.0	0	5
2020	11-0	1	12	12.0	0	12	8	58	7.2	1	15
Totals	19-0	1	12	12.0	0	12	9	63	7.0	1	15

2020 GAME-BY-GAME

Opponent	Att.	Yds.	TD	Long	Rec.	Yds.	TD	Long
at Texas St.	0	0	0	0	6	41	0	13
vs. SFA	0	0	0	0	1	2	0	2
vs. MT	0	0	0	0	0	0	0	0
at UAB	0	0	0	0	0	0	0	0
at #15 BYU	0	0	0	0	0	0	0	0
vs. Army	0	0	0	0	0	0	0	0
vs. LA Tech	0	0	0	0	0	0	0	0
at FAU	0	0	0	0	0	0	0	0
vs. UTEP	1	12	0	12	0	0	0	0
at S. Miss	0	0	0	0	0	0	0	0
vs. UNT	0	0	0	0	1	15	1	15
Totals	1	12	0	12	8	48	1	15

2019 GAME-BY-GAME

Opponent	Att.	Yds.	TD	Long	Rec.	Yds.	TD	Long
vs. UIW		DNP						
at Baylor	0	0	0	0	0	0	0	0
vs. Army	0	0	0	0	0	0	0	0
at UNT	0	0	0	0	0	0	0	0
at UTEP		DNP						
vs. UAB		DNP						
vs. Rice	0	0	0	0	0	0	0	0
at TAMU	0	0	0	0	0	0	0	0
at ODU	0	0	0	0	0	0	0	0
vs. USM	0	0	0	0	0	0	0	0
vs. FAU		DNP						
at LA Tech	0	0	0	0	1	5	0	5
Totals	0	0	0	0	1	5	0	5



95

CHRISTIAN
CLAYTON

DEFENSIVE LINE

6-2 • 300 • Freshman - RS
Fort Worth, Texas

CAREER STATISTICS

Year	Pos.	G-GS	Tackles	Sacks-Yds.	TFL-Yds.	FF	FR	PBU	QBH
2019	DT	3-0	0	0-0	0-0	0	0	0	0
2020	DL	11-0	20	2.0-11	7.5-25	1	2	0	0
Totals		14-0	20	2.0-11	7.5-25	1	2	0	0

2020 GAME-BY-GAME

Opponent	Tackles	Sacks	TFL-Y	FC	PBU	Int.	QBH
at Texas State	1	0-0	0-0	0	0	0	0
vs. SFA	2	0-0	1.0-1	1	0	0	0
vs. MT	1	0-0	1.0-3	0	0	0	0
at UAB	4	0-0	2.0-6	0	0	0	0
at #15 BYU	0	0-0	0-0	0	0	0	0
vs. Army	2	1.0-3	2.0-6	0	0	0	0
vs. LA Tech	2	0-0	0-0	0	0	0	0
at FAU	3	0-0	0.5-1	0	0	0	0
vs. UTEP	1	0-0	0-0	0	0	0	0
at Southern Miss	0	0-0	0-0	0	0	0	0
vs. North Texas	4	1.0-8	1.0-8	0	0	0	0
Totals	20	2.0-11	7.5-25	1	0	0	0



17

KAEDRIC
COBBS

RUNNING BACK

5-10 • 210 • Freshman - HS
Denton, Texas

CAREER STATISTICS

Year	G-GS	Att.	Yds.	Avg.	TD	LG	Rec.	Yds.	Avg.	TD	LG
2020	10-0	8	46	5.8	1	24	0	0	0	0	0
Totals	10-0	8	46	5.8	1	24	0	0	0	0	0

2020 GAME-BY-GAME

Opponent	Att.	Yds.	TD	Long	Rec.	Yds.	TD	Long
at Texas St.	0	0	0	0	0	0	0	0
vs. SFA	0	0	0	0	0	0	0	0
vs. MT	0	0	0	0	0	0	0	0
at UAB		DNP						
at #15 BYU	0	0	0	0	0	0	0	0
vs. Army	0	0	0	0	0	0	0	0
vs. LA Tech	0	0	0	0	0	0	0	0
at FAU	1	2	0	2	0	0	0	0
vs. UTEP	4	34	1	24	0	0	0	0
at S. Miss	1	4	0	4	0	0	0	0
vs. UNT	2	6	0	5	0	0	0	0
Totals	8	46	1	24	0	0	0	0



33

B.J.
DANIELS

RUNNING BACK

6-2 • 205 • Senior - 3L
Melbourne, Fla.

CAREER STATISTICS

Year	G-GS	Att.	Yds.	Avg.	TD	LG	Rec.	Yds.	Avg.	TD	LG
2017	9-0	13	55	4.2	0	9	1	1	1.0	0	1
2018	12-1	87	322	3.7	3	36	4	27	6.8	0	9
2019	12-0	11	60	5.5	0	18	0	0	0	0	0
2020	11-0	23	129	5.6	2	52	1	0	0.0	0	0
Totals	44-1	134	566	4.2	5	52	6	28	4.7	0	9

2020 GAME-BY-GAME

Opponent	Att.	Yds.	TD	Long	Rec.	Yds.	TD	Long
at Texas St.	0	0	0	0	0	0	0	0
vs. SFA	1	1	0	1	0	0	0	0
vs. MT	1	3	0	3	0	0	0	0
at UAB	2	3	0	3	0	0	0	0
at #15 BYU	4	7	0	3	1	0	0	0
vs. Army	0	0	0	0	0	0	0	0
vs. LA Tech	3	9	0	4	0	0	0	0
at FAU	1	6	0	6	0	0	0	0
vs. UTEP	8	81	1	52	0	0	0	0
at S. Miss	0	0	0	0	0	0	0	0
vs. UNT	3	19	1	9	0	0	0	0
Totals	23	129	2	52	1	0	0	0

2019 GAME-BY-GAME

Opponent	Att.	Yds.	TD	Long	Rec.	Yds.	TD	Long
vs. UIW	6	42	0	18	0	0	0	0
at Baylor	1	3	0	3	0	0	0	0
vs. Army	0	0	0	0	0	0	0	0
at UNT	0	0	0	0	0	0	0	0
at UTEP	4	15	0	6	0	0	0	0
vs. UAB	0	0	0	0	0	0	0	0
vs. Rice	0	0	0	0	0	0	0	0
at TAMU	0	0	0	0	0	0	0	0
at ODU	0	0	0	0	0	0	0	0
vs. USM	0	0	0	0	0	0	0	0
vs. FAU	0	0	0	0	0	0	0	0
at LA Tech	0	0	0	0	0	0	0	0
Totals	11	60	0	18	0	0	0	0

2018 GAME-BY-GAME									
Opponent	Att.	Yds.	TD	Long	Rec.	Yds.	TD	Long	
vs. Ariz. St.	9	24	1	5	0	0	0	0	
vs. Baylor	16	90	1	36	1	9	0	9	
at Kansas St.	16	47	0	8	1	6	0	6	
vs. TXST	12	38	0	10	0	0	0	0	
vs. UTEP	3	9	0	5	0	0	0	0	
at Rice	13	61	1	18	0	0	0	0	
vs. LA Tech	7	18	0	6	0	0	0	0	
at USM	2	7	0	4	1	8	0	8	
at UAB	3	2	0	3	0	0	0	0	
vs. FIU	2	16	0	11	1	4	0	4	
at Marshall	4	10	0	5	0	0	0	0	
vs. UNT	0	0	0	0	0	0	0	0	
Totals	71	442	5	75	8	82	1	31	

2017 GAME-BY-GAME									
Opponent	Att.	Yds.	TD	Long	Rec.	Yds.	TD	Long	
vs. Southern	11	48	0	9	1	1	0	1	
at TXST	2	7	0	5	0	0	0	0	
at UNT	0	0	0	0	0	0	0	0	
vs. Rice	0	0	0	0	0	0	0	0	
at UTEP	0	0	0	0	0	0	0	0	
at FIU	0	0	0	0	0	0	0	0	
vs. UAB	0	0	0	0	0	0	0	0	
vs. Marshall	0	0	0	0	0	0	0	0	
at LA Tech	0	0	0	0	0	0	0	0	
Totals	13	55	0	9	1	1	0	1	



98

LORENZO
DANTZLER

DEFENSIVE LINE

6-2 • 245 • Senior - 2L
Starkville, Miss.

CAREER STATISTICS										
Year	Pos.	G-GS	Tackles	Sacks-Yds.	TFL-Yds.	FF	FR	PBU	QBH	
2018	DE	12-9	27	3.5-19	8.5-29	2	1	0	2	
2019	DE	12-0	22	4.5-34	6.5-37	0	0	1	5	
2020	LB	11-8	29	1.0-2	5.5-36	1	0	0	6	
Totals		35-17	78	9.0-55	20.5-102	3	1	1	13	

2020 GAME-BY-GAME									
Opponent	Tackles	Sacks	TFL-Y	FC	PBU	Int.	QBH		
at Texas State	0	0-0	0-0	0	0	0	0		
vs. SFA	1	0-0	0-0	0	0	0	0		
vs. MT	5	0-0	0.5-1	0	0	0	2		
at UAB	4	0-0	2.0-11	0	0	0	2		
at #15 BYU	0	0-0	0-0	0	0	0	0		
vs. Army	2	0-0	0-0	0	0	0	0		
vs. LA Tech	4	0-0	0-0	0	0	0	2		
at FAU	2	0-0	0.5-2	0	0	0	0		
vs. UTEP	4	1.0-2	1.5-3	1	0	0	0		
at Southern Miss	3	0-0	1.0-19	0	0	0	0		
vs. North Texas	4	0-0	0-0	0	0	0	0		
Totals	29	1.0-2	5.5-36	1	0	0	6		

2019 GAME-BY-GAME									
Opponent	Tackles	Sacks	TFL-Y	FC	PBU	Int.	QBH		
vs. UIW	4	2.0-14	2.0-14	0	0	0	0		
at Baylor	0	0-0	1.0-2	0	0	0	1		
vs. Army	1	0-0	0-0	0	0	0	0		
at UNT	3	0-0	1.0-1	0	0	0	1		
at UTEP	1	0-0	0-0	0	0	0	0		
vs. UAB	1	0-0	0-0	0	0	0	1		
vs. Rice	0	0-0	0-0	0	0	0	0		
at Texas A&M	2	0-0	0-0	0	0	0	0		
at ODU	2	0-0	0-0	0	0	0	1		
vs. USM	1	0.5-6	0.5-6	0	0	0	0		
vs. FAU	1	0.5-6	0.5-6	0	0	0	0		
at LA Tech	4	1.0-5	1.0-5	0	1	0	1		
Totals	22	6.5-37	4.5-34	0	0	0	1		

2018 GAME-BY-GAME									
Opponent	Tackles	Sacks	TFL-Y	FC	PBU	Int.	QBH		
at Arizona State	1	0-0	0-0	0	0	0	0		
vs. Baylor	3	1.0-4	2.0-7	1	0	0	0		
at Kansas State	0	0-0	0-0	0	0	0	0		
vs. Texas State	1	0-0	0-0	0	0	0	1		
vs. UTEP	3	0-0	2.0-2	0	0	0	0		
at Rice	2	1.0-5	1.0-5	1	0	0	0		
vs. LA Tech	3	1.0-7	1.5-9	0	0	0	1		
at Southern Miss	0	0-0	0-0	0	0	0	0		
at UAB	1	0-0	0-0	0	0	0	0		
vs. FIU	4	0-0	0.5-1	0	0	0	0		
at Marshall	6	0.5-3	1.0-4	0	0	0	0		
vs. North Texas	3	0-0	0.5-1	0	0	0	0		
Totals	27	3.5-19	8.5-29	2	0	0	2		



35

LUCAS
DEAN

PUNTER

6-2 • 195 • Sophomore - 1L
Dunborough, Australia

CAREER STATISTICS									
Year	G	P	Yds	Long	Avg	I20	50+		
2019	12	65	2,651	56	40.8	16	12		
2020	11	55	2,547	67	46.3	27	19		
Totals	23	120	5,198	67	43.3	43	31		

2020 GAME-BY-GAME				
Opponent	Punts	Avg.	Long	Inside 20
at Texas State	8	47.8	57	3
vs. SFA	4	42.0	57	3
vs. MT	6	49.2	57	3
at UAB	6	45.0	55	5
at #15 BYU	5	45.2	59	2
vs. Army	4	43.0	50	1
vs. LA Tech	4	46.5	53	1
at FAU	8	47.9	67	2
vs. UTEP	1	39.0	39	0
at Southern Miss	6	47.7	55	5
vs. North Texas	3	46.7	52	2
Totals	55	46.3	67	27

2019 GAME-BY-GAME				
Opponent	Punts	Avg.	Long	Inside 20
vs. UIW	3	36.7	48	2
at Baylor	8	43.0	56	1
vs. Army	5	42.6	53	0
at UNT	3	39.0	48	0
at UTEP	4	39.8	48	1
vs. UAB	5	43.8	52	0
vs. Rice	3	42.7	44	1
at Texas A&M	8	39.0	50	3
at ODU	4	36.8	45	1
vs. USM	9	39.2	50	1
vs. FAU	6	44.7	53	4
at LA Tech	7	40.1	56	2
Totals	12	40.8	56	16



6

BRENNON
DINGLE

WIDE RECEIVER

5-10 • 180 • Senior - TR
Baltimore, Md.

CAREER STATISTICS												
Year	G-GS	Att.	Yds.	Avg.	TD	LG	Rec.	Yds.	Avg.	TD	LG	
2020	11-9	5	41	8.2	0	26	27	266	8.2	2	44	
Totals	11-9	5	41	8.2	0	26	27	266	8.2	2	44	

2020 GAME-BY-GAME									
Opponent	Att.	Yds.	TD	Long	Rec.	Yds.	TD	Long	
at Texas St.	2	37	0	26	4	54	0	44	
vs. SFA	0	0	0	0	3	42	0	22	
vs. MT	1	-3	0	0	5	72	0	29	
at UAB	0	0	0	0	2	23	0	17	
at #15 BYU	0	0	0	0	4	60	1	34	
vs. Army	1	-4	0	0	1	2	0	2	
vs. LA Tech	1	11	0	11	2	4	0	5	
at FAU	0	0	0	0	1	3	0	3	
vs. UTEP	0	0	0	0	1	3	1	3	
at S. Miss	0	0	0	0	2	-5	0	0	
vs. UNT	0	0	0	0	2	8	0	4	
Totals	5	41	0	26	27	266	2	44	



48

HUNTER
DUPLESSIS

PLACE KICKER/
PUNTER

5-8 • 200 • Senior - 2L
San Antonio, Texas

CAREER STATISTICS

Year	G	FGM	FGA	Long	%	PAT	Points
2017	1	0	0	0	0	0	0
2018	9	0	0	0	0	0	0
2019	12	9	11	43	81.8	25-25	52
2020	11	16	17	50	88.9	37-38	85
Totals	32	25	29	50	86.2	59-60	137

2020 GAME-BY-GAME

Opponent	FG	FGA	Long	PAT
at Texas State	3	3	42	6-6
vs. SFA	1	1	28	3-3
vs. MT	3	3	35	4-4
at UAB	2	2	48	1-1
at #15 BYU	2	2	39	2-2
vs. Army	1	1	50	1-2
vs. LA Tech	2	3	37	3-3
at FAU	1	1	49	0-0
vs. UTEP	1	1	49	7-7
at Southern Miss	0	0	-	3-3
vs. North Texas	0	1	-	7-7
Totals	16	18	50	37-38

2019 GAME-BY-GAME

Opponent	FG	FGA	Long	PAT
UIW	0	0	0	5-5
at Baylor	0	0	0	2-2
Army	0	1	0	1-1
at UNT	1	2	25	0-0
at UTEP	2	2	43	2-2
vs. UAB	0	0	0	2-2
vs. Rice	1	1	34	2-2
at Texas A&M	0	0	0	2-2
at ODU	1	1	22	3-3
vs. USM	1	1	25	2-2
vs. FAU	1	1	41	1-1
at LA Tech	2	2	28	3-3
Totals	9	11	43	25-25



18

ZAKHARI
FRANKLIN

WIDE RECEIVER

6-1 • 185 • Sophomore - 1L
Cedar Hill, Texas

CAREER STATISTICS

Year	G-GS	Att.	Yds.	Avg.	TD	LG	Rec.	Yds.	Avg.	TD	LG
2019	9-4	0	0	0	0	0	38	491	12.9	3	65
2020	9-8	1	8	8.0	0	8	44	579	13.2	6	48
Totals	18-12	1	8	8.0	0	8	82	1,070	13.0	9	65

2020 GAME-BY-GAME

Opponent	Att.	Yds.	TD	Long	Rec.	Yds.	TD	Long
at Texas St.				DNP				
vs. SFA				DNP				
vs. MT	0	0	0	0	6	119	1	48
at UAB	0	0	0	0	2	10	0	11
at #15 BYU	1	8	0	8	7	79	1	32
vs. Army	0	0	0	0	12	138	2	24
vs. LA Tech	0	0	0	0	2	24	0	21
at FAU	0	0	0	0	3	20	0	13
vs. UTEP	0	0	0	0	6	118	1	45
at S. Miss	0	0	0	0	3	22	1	9
vs. UNT	0	0	0	0	3	49	0	23
Totals	1	8	0	8	44	579	6	48

2019 GAME-BY-GAME

Opponent	Att.	Yds.	TD	Long	Rec.	Yds.	TD	Long
vs. UIW	0	0	0	0	1	7	0	7
at Baylor	0	0	0	0	1	6	0	6
vs. Army				DNP				
at UNT	0	0	0	0	3	17	0	8
at UTEP				DNP				
vs. UAB				DNP				
vs. Rice	0	0	0	0	4	26	2	10
at TAMU	0	0	0	0	4	46	0	20
at ODU	0	0	0	0	6	134	0	65
vs. USM	0	0	0	0	7	97	0	35
vs. FAU	0	0	0	0	7	98	1	40
at LA Tech	0	0	0	0	5	60	0	24
Totals	0	0	0	0	38	491	3	65



57

PETER
GRAY

DEFENSIVE LINE

6-4 • 235 • Sophomore - SQ
Tupelo, Miss.

CAREER STATISTICS

Year	Pos.	G-GS	Tackles	Sacks-Yds.	TFL-Yds.	FF	FR	PBU	QBH
2018	DL	3-0	3	0-0	0-0	0	0	0	0
2019	DL	0-0	0	0-0	0-0	0	0	0	0
2020	DL	8-1	3	0-0	0.5-2	0	0	0	0
Totals		11-1	6	0-0	0.5-2	0	0	0	0

2020 GAME-BY-GAME

Opponent	Tackles	Sacks	TFL-Y	FC	PBU	Int.	QBH
at Texas State	1	0-0	0.5-2	0	0	0	0
vs. SFA	0	0-0	0-0	0	0	0	0
vs. MT	1	0-0	0-0	0	0	0	0
at UAB	0	0-0	0-0	0	0	0	0
at #15 BYU			DNP				
vs. Army			DNP				
vs. LA Tech			DNP				
at FAU	0	0-0	0-0	0	0	0	0
vs. UTEP	0	0-0	0-0	0	0	0	0
at Southern Miss	0	0-0	0-0	0	0	0	0
vs. North Texas	1	0-0	0-0	0	0	0	0
Totals	3	0-0	0.5-2	0	0	0	0



14

DYWAN
GRIFFIN

CORNERBACK

5-11 • 180 • Sophomore - 1L
New Orleans, La.

CAREER STATISTICS

Year	G-GS	Att.	Yds.	Avg.	TD	LG	Rec.	Yds.	Avg.	TD	LG
2019	11-1	2	9	4.5	0	7	7	26	3.7	0	10
2020	1-0	0	0	0	0	0	0	0	0	0	0
Totals	12-1	2	9	4.5	0	7	7	26	3.7	0	10

2020 GAME-BY-GAME							
Opponent	Tackles	Sacks	TFL-Y	FC	PBU	Int.	QBH
at Texas State		DNP					
vs. SFA		DNP					
vs. MT		DNP					
at UAB		DNP					
at #15 BYU		DNP					
vs. Army		DNP					
vs. LA Tech		DNP					
at FAU		DNP					
vs. UTEP	0	0-0	0-0	0	0	0	0
at Southern Miss		DNP					
vs. North Texas		DNP					
Totals	0	0-0	0-0	0	0	0	0

2019 GAME-BY-GAME							
Opponent	Att.	Yds.	TD	Long	Rec.	Yds.	TD Long
vs. UIW	0	0	0	0	0	0	0 0
at Baylor	0	0	0	0	1	3	0 3
vs. Army		DNP					
at UNT	0	0	0	0	1	6	0 6
at UTEP	0	0	0	0	1	2	0 2
vs. UAB	1	7	0	7	0	0	0 0
vs. Rice	0	0	0	0	1	1	0 1
at TAMU	0	0	0	0	1	10	0 10
at ODU	0	0	0	0	0	0	0 0
vs. USM	0	0	0	0	1	4	0 4
vs. FAU	1	2	0	2	1	0	0 0
at LA Tech	0	0	0	0	0	0	0 0
Totals	2	9	0	7	7	26	0 10



41

DE'MARCO
GUIDRY

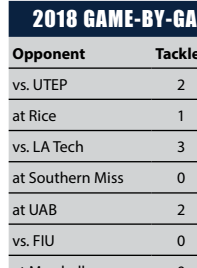
LINEBACKER

6-0 • 220 • Junior - 2L
La Marque, Texas

CAREER STATISTICS									
Year	Pos.	G-GS	Tackles	Sacks-Yds.	TFL-Yds.	FF	FR	PBU	QBH
2018	LB	8-0	8	0-0	1.0-4	0	0	0	0
2019	LB	3-0	6	0-0	0-0	0	1	0	1
2020	LB	9-0	22	1.0-7	2.0-9	0	0	0	0
Totals		20-0	36	1.0-7	3.0-13	0	1	0	1

2020 GAME-BY-GAME							
Opponent	Tackles	Sacks	TFL-Y	FC	PBU	Int.	QBH
at Texas State	4	0-0	0.5-0	0	0	0	0
vs. SFA	0	0-0	0-0	0	0	0	0
vs. MT	2	1.0-7	1.0-7	0	0	0	0
at UAB	1	0-0	0-0	0	0	0	0
at #15 BYU	2	0-0	0-0	0	0	0	0
vs. Army	2	0-0	0-0	0	0	0	0
vs. LA Tech	3	0-0	0-0	0	0	0	0
at FAU	5	0-0	0.5-2	0	0	0	0
vs. UTEP		DNP					
at Southern Miss		DNP					
vs. North Texas	3	0-0	0-0	0	0	0	0
Totals	22	1.0-7	2.0-9	0	0	0	0

2019 GAME-BY-GAME							
Opponent	Tackles	Sacks	TFL-Y	FC	PBU	Int.	QBH
vs. UIW	2	0-0	0-0	0	0	0	0
at Baylor		DNP					
vs. Army	1	0-0	0-0	0	0	0	0
at UNT	3	0-0	0-0	0	0	0	1
at UTEP		DNP					
vs. UAB		DNP					
vs. Rice		DNP					
at Texas A&M		DNP					
at ODU		DNP					
vs. USM		DNP					
vs. FAU		DNP					
at LA Tech		DNP					
Totals	6	0-0	0-0	0	0	0	1



15

TREVOR
HARMANSON

LINEBACKER

6-3 • 230 • Junior - 1L
Dickinson, Texas

CAREER STATISTICS									
Year	Pos.	G-GS	Tackles	Sacks-Yds.	TFL-Yds.	FF	FR	PBU	QBH
2019	LB	12-8	48	0-0	8.5-19	0	1	1	0
2020	LB	11-11	68	1.0-4	9.0-31	1	0	1	7
Totals		23-19	116	1.0-4	17.5-50	1	1	2	7

2020 GAME-BY-GAME							
Opponent	Tackles	Sacks	TFL-Y	FC	PBU	Int.	QBH
at Texas State	5	0-0	0.5-0	0	0	0	0
vs. SFA	7	0.5-2	1.5-3	0	0	0	2
vs. MT	8	0-0	1.5-13	0	0	0	1
at UAB	4	0-0	1.0-3	0	0	1	0
at #15 BYU	5	0-0	1.0-1	0	0	0	0
vs. Army	5	0-0	0-0	0	0	0	0
vs. LA Tech	8	0.5-2	0.5-2	0	0	0	1
at FAU	7	0-0	2.0-4	0	0	0	1
vs. UTEP	2	0-0	0-0	0	0	0	0
at Southern Miss	8	0-0	0-0	0	1	0	0
vs. North Texas	9	0-0	0-0	1	1	0	2
Totals	68	1.0-4	9.0-31	1	2	1	7

2019 GAME-BY-GAME							
Opponent	Tackles	Sacks	TFL-Y	FC	PBU	Int.	QBH
vs. UIW	2	0-0	0-0	0	0	0	0
at Baylor	1	0-0	1.0-1	0	0	0	0
vs. Army	0	0-0	0-0	0	0	0	0
at UNT	1	0-0	0-0	0	0	0	0
at UTEP	7	0-0	3.0-6	0	0	0	0
vs. UAB	8	0-0	1.0-6	0	0	0	0
vs. Rice	4	0-0	0-0	0	0	0	0
at Texas A&M	1	0-0	0-0	0	0	0	0
at ODU	3	0-0	1.0-3	0	0	0	0
vs. USM	10	0-0	0-0	0	1	0	0
vs. FAU	7	0-0	1.0-1	0	0	0	0
at LA Tech	4	0-0	1.5-2	0	0	0	0
Totals	48	0-0	8.5-19	0	1	0	0



0

FRANK
HARRIS

QUARTERBACK

6-0 • 200 • Junior - SQ
Schertz, Texas

CAREER STATISTICS												
Year	G-GS	Rush	Yds	TD	Comp.	Att.	Int.	Pct.	Yds.	TD	Long	
2019	4-4	39	126	0	66	91	2	72.5	486	3	37	
2020	10-9	77	427	8	146	229	5	63.8	1,422	10	54	
Totals	14-13	116	563	8	212	320	7	66.3	1,908	13	54	

2020 GAME-BY-GAME												
Opponent	Comp.-Att.-Int.	Yds.	TD	Long	Rush	Yds.	TD	Long				
at Texas State	23-31-0	169	1	44	11	51	3	23				
vs. SFA	23-36-1	269	1	35	17	104	2	23				
vs. MT	7-13-0	70	1	25	4	7	0	20				
at UAB		DNP										
at #15 BYU	7-13-1	58	0	21	2	4	0	3				
vs. Army	3-8-0	31	1	20	3	21	0	8				
vs. LA Tech	18-33-2	189	0	54	10	5	0	10				
at FAU	12-26-0	109	0	18	14	66	0	50				
vs. UTEP	22-26-0	312	3	45	5	43	2	35				
at Southern Miss	12-19-1	71	1	18	5	23	0	9				
vs. North Texas	19-24-0	144	2	23	6	113	1	71				
Totals	146-229-5	1,422	10	54	77	427	8	71				

2019 GAME-BY-GAME									
Opponent	Comp-Att-Int.	Yds.	TD	Long	Rush	Yds.	TD	Long	
vs. UIW	28-36-1	206	3	36	15	123	0	24	
at Baylor	15-24-0	93	0	17	9	3	0	8	
vs. Army	23-31-1	187	0	37	14	1	0	7	
at UNT	0-0-0	0	0	0	1	-1	0	-1	
at UTEP	DNP								
vs. UAB	DNP								
vs. Rice	DNP								
at TAMU	DNP								
at ODU	DNP								
vs. USM	DNP								
vs. FAU	DNP								
at LA Tech	DNP								
Totals	66-91-2	486	3	37	39	126	0	24	



24

SAVION
HARRIS

SAFETY

6-0 • 190 • Senior - 1L
Wellington, Fla.

CAREER STATISTICS									
Year	Pos.	G-GS	Tackles	Sacks-Yds.	TFL-Yds.	FF	FR	PBU	QBH
2019	S	11-6	38	0-0	0.5-1	0	0	3	0
2020	S	7-2	26	0-0	1.0-2	0	0	1	0
Totals		18-8	64	0-0	1.5-3	0	0	4	0

2020 GAME-BY-GAME									
Opponent	Tackles	Sacks	TFL-Y	FC	PBU	Int.	QBH		
at Texas State	5	0-0	0-0	0	0	0	0		
vs. SFA	5	0-0	0-0	0	1	0	0		
vs. MT	6	0-0	1.0-2	0	0	0	0		
at UAB	DNP								
at #15 BYU	DNP								
vs. Army	DNP								
vs. LA Tech	0	0-0	0-0	0	0	0	0		
at FAU	5	0-0	0-0	0	0	0	0		
vs. UTEP	2	0-0	0-0	0	0	0	0		
at Southern Miss	3	0-0	0-0	0	0	0	0		
vs. North Texas	DNP								
Totals	26	0-0	1.0-2	0	1	0	0		

2019 GAME-BY-GAME									
Opponent	Tackles	Sacks	TFL-Y	FC	PBU	Int.	QBH		
vs. UIW	4	0-0	0-0	0	0	1	0		
at Baylor	5	0-0	0-0	0	0	0	0		
vs. Army	4	0-0	0-0	0	0	0	0		
at UNT	4	0-0	0-0	0	0	0	0		
at UTEP	3	0-0	0-0	0	2	0	0		
vs. UAB	4	0-0	0-0	0	0	0	0		
vs. Rice	DNP								
at Texas A&M	3	0-0	0-0	0	0	0	0		
at ODU	1	0-0	0-0	0	0	0	0		
vs. USM	1	0-0	0-0	0	0	0	0		
vs. FAU	7	0-0	0.5-1	0	1	0	0		
at LA Tech	2	0-0	0-0	0	0	0	0		
Totals	38	0-0	0-0	0	3	1	0		



1

JAYLON
HAYNES

DEFENSIVE LINEMAN

6-2 • 290 • Senior - 3L
Wharton, Texas

CAREER STATISTICS									
Year	Pos.	G-GS	Tackles	Sacks-Yds.	TFL-Yds.	FF	FR	PBU	QBH
2017	DT	4-0	4	0-0	1.0-7	0	0	0	0
2018	DT	12-1	18	1.0-7	2.0-9	1	0	0	0
2019	DT	12-10	40	2.0-9	12.5-35	1	1	2	6
2020	NG	8-7	19	4.0-12	6.0-15	0	0	0	3
Totals		36-18	81	7.0-28	21.5-60	2	1	2	9

2020 GAME-BY-GAME									
Opponent	Tackles	Sacks	TFL-Y	FC	PBU	Int.	QBH		
at Texas State	4	1.0-2	2.0-4	0	0	0	0		
vs. SFA	6	2.0-4	3.0-5	0	0	0	0		
vs. MT	0	0-0	0-0	0	0	0	1		
at UAB	DNP								
at #15 BYU	DNP								
vs. Army	3	0-0	0-0	0	0	0	0		
vs. LA Tech	1	0-0	0-0	0	0	0	1		
at FAU	DNP								
vs. UTEP	1	0-0	0-0	0	0	0	0		
at Southern Miss	1	0-0	0-0	0	0	0	0		
vs. North Texas	3	1.0-6	1.0-6	0	0	0	1		
Totals	19	4.0-12	6.0-15	0	0	0	3		

2019 GAME-BY-GAME									
Opponent	Tackles	Sacks	TFL-Y	FC	PBU	Int.	QBH		
vs. UIW	3	1.0-7	1.0-7	0	0	0	2		
at Baylor	0	0-0	0-0	0	0	0	0		
vs. Army	7	0-0	0-0	0	0	0	0		
at UNT	2	0-0	1.0-1	0	0	0	0		
at UTEP	2	0-0	0-0	0	0	0	1		
vs. UAB	2	0-0	0.5-2	0	0	0	0		
vs. Rice	5	0-0	3.0-5	0	1	0	0		
at Texas A&M	5	0-0	0.5-1	0	0	0	0		
at ODU	4	1.0-2	2.5-4	0	0	0	0		
vs. USM	3	0-0	3.0-9	1	0	0	0		
vs. FAU	4	0-0	1.0-6	0	1	0	3		
at LA Tech	3	0-0	0.0	0	0	0	0		
Totals	40	3.0-16	12.5-35	1	2	0	6		



45

DEQUARIUS
HENRY

LINEBACKER

6-3 • 240 • Senior - 2L
Houston, Texas

CAREER STATISTICS									
Year	Pos.	G-GS	Tackles	Sacks-Yds.	TFL-Yds.	FF	FR	PBU	QBH
2018	DE	12-0	24	4.0-28	5.0-30	2	1	0	2
2019	DE	12-0	29	5.0-34	9.0-50	1	0	0	3
2020	LB	11-1	20	1.0-6	2.0-7	1	0	0	1
Totals		35-1	73	10.0-68	16.0-86	4	1	0	6

2020 GAME-BY-GAME									
Opponent	Tackles	Sacks	TFL-Y	FC	PBU	Int.	QBH		
at Texas State	4	0-0	0-0	0	0	0	1		
vs. SFA	2	0-0	1.0-1	0	0	0	0		
vs. MT	3	0-0	0-0	0	0	0	0		
at UAB	3	0-0	0-0	0	0	0	0		
at #15 BYU	1	0-0	0-0	0	0	0	0		
vs. Army	1	0-0	0-0	0	0	0	0		
vs. LA Tech	0	0-0	0-0	0	0	0	0		
at FAU	1	0-0	0-0	0	0	0	0		
vs. UTEP	1	1.0-6	1.0-6	1	0	0	0		
at Southern Miss	0	0-0	0-0	0	0	0	0		
vs. North Texas	4	0-0	0-0	0	0	0	0		
Totals	20	1.0-6	2.0-7	1	0	0	1		

2019 GAME-BY-GAME								
Opponent	Tackles	Sacks	TFL-Y	FC	PBU	Int.	QBH	
vs. UIW	2	1.0-1	1.0-1	0	0	0	0	
at Baylor	1	0-0	0-0	0	0	0	0	
vs. Army	2	0-0	0-0	0	0	0	0	
at UNT	0	0-0	0-0	0	0	0	0	
at UTEP	3	1.0-8	2.0-13	0	0	0	0	
vs. UAB	4	0-0	0-0	0	0	0	0	
vs. Rice	6	1.5-17	3.5-24	1	0	0	0	
at Texas A&M	3	0-0	0-0	0	0	0	1	
at ODU	1	0-0	0-0	0	0	0	0	
vs. USM	2	0.5-5	0.5-5	0	0	0	0	
vs. FAU	1	0-0	0-0	0	0	0	2	
at LA Tech	4	1.0-3	2.0-7	0	0	0	0	
Totals	29	5.0-34	9.0-50	1	0	0	3	

2018 GAME-BY-GAME								
Opponent	Tackles	Sacks	TFL-Y	FC	PBU	Int.	QBH	
at Arizona State	0	0-0	0-0	0	0	0	0	
vs. Baylor	1	0-0	0-0	0	0	0	0	
at Kansas State	2	0-0	0-0	0	0	0	0	
vs. Texas State	1	1.0-8	1.0-8	0	0	0	0	
vs. UTEP	6	1.0-3	2.0-5	1	0	0	0	
at Rice	3	0-0	0-0	0	0	0	0	
vs. LA Tech	3	1.0-8	1.0-8	1	0	0	0	
at Southern Miss	2	0-0	0-0	0	0	0	0	
at UAB	1	0-0	0-0	0	0	0	0	
vs. FIU	3	1.0-9	1.0-9	0	0	0	1	
at Marshall	1	0-0	0-0	0	0	0	1	
vs. North Texas	1	0-0	0-0	0	0	0	0	
Totals	24	4.0-28	5.0-30	2	0	0	2	



9

CLARENCE
HICKS

LINEBACKER

6-2 • 225 • Senior - 1L
Pensacola, Fla.

CAREER STATISTICS										
Year	Pos.	G-GS	Tackles	Sacks-Yds.	TFL-Yds.	FF	FR	PBU	QBH	
2019	DE	12-0	25	2.0-3	10.0-18	1	0	1	3	
2020	LB	11-7	40	0.0-0	3.5-9	1	0	2	7	
Totals		23-7	65	2.0-3	13.5-27	2	0	3	10	

2020 GAME-BY-GAME								
Opponent	Tackles	Sacks	TFL-Y	FC	PBU	Int.	QBH	
at Texas State	4	0-0	1.5-4	0	1	0	0	
vs. SFA	5	0-0	0.5-0	1	0	0	0	
vs. MT	6	0-0	0-0	0	0	0	1	
at UAB	2	0-0	0-0	0	0	0	0	
at #15 BYU	2	0-0	0-0	0	0	0	0	
vs. Army	4	0-0	0-0	0	0	0	0	
vs. LA Tech	4	0-0	0.5-2	0	0	0	1	
at FAU	5	0-0	0.5-2	0	0	0	0	
vs. UTEP	1	0-0	0-0	0	0	0	2	
at Southern Miss	3	0-0	1.0-1	0	1	0	2	
vs. North Texas	4	0-0	0-0	0	0	1	1	
Totals	40	0-0	3.5-9	1	2	1	7	

2019 GAME-BY-GAME								
Opponent	Tackles	Sacks	TFL-Y	FC	PBU	Int.	QBH	
vs. UIW	1	0-0	0-0	0	0	0	1	
at Baylor	0	0-0	0-0	0	0	0	0	
vs. Army	0	0-0	0-0	0	0	0	0	
at UNT	2	0-0	1.0-2	0	0	0	0	
at UTEP	1	0-0	1.0-2	0	0	0	0	
vs. UAB	0	0-0	0-0	0	0	0	1	
vs. Rice	0	0-0	0-0	0	0	0	0	
at Texas A&M	3	0-0	1.0-1	0	0	0	0	
at ODU	5	1.0-0	1.0-2	0	0	0	0	
vs. USM	3	0-0	3.0-4	0	1	0	1	
vs. FAU	4	0-0	2.0-4	0	0	0	0	
at LA Tech	6	1.0-3	1.0-3	0	0	0	0	
Totals	25	2.0-3	10.0-18	1	1	0	3	



2

SHELDON
JONES

WIDE RECEIVER

5-9 • 165 • Junior - 2L
New Orleans, La.

CAREER STATISTICS										
Year	G-GS	Att.	Yds.	Avg.	TD	LG	Rec.	Yds.	Avg.	TD
2018	10-2	1	3	3.0	0	3	10	74	7.4	0
2019	12-10	1	-4	-4.0	0	-4	31	259	8.4	0
2020	11-6	0	0	0.0	0	0	11	134	12.2	0
Totals	33-18	2	-1	-0.5	0	3	52	467	9.0	0

2020 GAME-BY-GAME								
Opponent	Att.	Yds.	TD	Long	Rec.	Yds.	TD	Long
at Texas St.	0	0	0	0	2	14	0	9
vs. SFA	0	0	0	0	4	54	0	27
vs. MT	0	0	0	0	1	16	0	16
at UAB	0	0	0	0	1	16	0	16
at #15 BYU	0	0	0	0	1	21	0	21
vs. Army	0	0	0	0	0	0	0	0
vs. LA Tech	0	0	0	0	1	10	0	10
at FAU	0	0	0	0	0	0	0	0
vs. UTEP	0	0	0	0	0	0	0	0
at S. Miss	0	0	0	0	0	0	0	0
vs. UNT	0	0	0	0	1	3	0	3
Totals	0	0	0	0	11	134	0	27

2019 GAME-BY-GAME								
	Att.	Yds.	TD	Long	Rec.	Yds.	TD	Long
vs. UIW	0	0	0	0	2	8	0	5
at Baylor	0	0	0	0	2	10	0	5
vs. Army	0	0	0	0	3	13	0	14
at UNT	0	0	0	0	6	41	0	12
at UTEP	0	0	0	0	0	0	0	0
vs. UAB	0	0	0	0	0	0	0	0
vs. Rice	0	0	0	0	2	15	0	13
at TAMU	0	0	0	0	0	0	0	0
at ODU	0	0	0	0	3	8	0	4
vs. USM	0	0	0	0	2	31	0	18
vs. FAU	0	0	0	0	2	13	0	10
at LA Tech	0	0	0	0	8	115	0	36
Totals	0	0	0	0	31	259	0	36

2018 GAME-BY-GAME								
	Att.	Yds.	TD	Long	Rec.	Yds.	TD	Long
at Ariz. St.	0	0	0	0	1	8	0	8
at Kansas St.	0	0	0	0	0	0	0	0
vs. TXST	1	3	0	3	0	0	0	0
vs. UTEP	0	0	0	0	1	8	0	8
at Rice	0	0	0	0	0	0	0	0
vs. LA Tech	0	0	0	0	2	10	0	6
at UAB	0	0	0	0	0	0	0	0
vs. FIU	0	0	0	0	0	0	0	0
at Marshall	0	0	0	0	3	18	0	11
vs. UNT	0	0	0	0	3	30	0	18
Totals	1	3	0	3	10	74	0	18



88

JAMAL
LIGON

LINEBACKER

6-3 • 245 • Freshman - HS
Tyler, Texas

CAREER STATISTICS										
Year	Pos.	G-GS	Tackles	Sacks-Yds.	TFL-Yds.	FF	FR	PBU	QBH	
2020	LB	11-9	72	4.0-26	7.5-42	2	2	1	4	
Totals		11-9	72	4.0-26	7.5-42	2	2	1	4	

2020 GAME-BY-GAME							
Opponent	Tackles	Sacks	TFL-Y	FC	PBU	Int.	QBH
at Texas State	4	1.0-2	1.0-2	0	0	0	0
vs. SFA	2	0-0	1.0-13	0	0	0	0
vs. MT	19	1.5-10	1.5-10	0	0	0	2
at UAB	5	0-0	0-0	1	0	0	0
at #15 BYU	3	0-0	0-0	0	0	0	0
vs. Army	9	0-0	0-0	0	0	0	0
vs. LA Tech	7	0.5-2	1.5-4	0	1	0	0
at FAU	3	0-0	0.5-0	0	0	0	0
vs. UTEP	7	0-0	0.5-1	0	0	0	1
at Southern Miss	9	1.0-12	1.0-12	1	0	0	0
vs. North Texas	4	0-0	0-0	0	1	0	0
Totals	72	4.0-26	7.5-42	2	2	0	3



38

TYLER
MAHNKE

LINEBACKER

6-3 • 225 • Junior - 2L
San Jose, Calif.

CAREER STATISTICS									
Year	Pos.	G-GS	Tackles	Sacks-Yds.	TFL-Yds.	FF	FR	PBU	QBH
2018	LB	12-0	6	0-0	0-0	0	0	0	0
2019	LB	12-0	5	0-0	0-0	0	0	0	0
2020	LB	9-2	26	0-0	2.0-3	1	0	2	0
Totals		33-2	37	0-0	1.0-2	1	0	2	0

2020 GAME-BY-GAME							
Opponent	Tackles	Sacks	TFL-Y	FC	PBU	Int.	QBH
at Texas State	7	0-0	0.5-1	0	0	0	0
vs. SFA		DNP					
vs. MT		DNP					
at UAB	1	0-0	0-0	0	0	0	0
at #15 BYU	1	0-0	0-0	0	1	0	0
vs. Army	3	0-0	0-0	0	0	0	0
vs. LA Tech	1	0-0	0-0	1	0	0	0
at FAU	4	0-0	0.5-1	0	1	0	0
vs. UTEP	2	0-0	0-0	0	0	0	0
at Southern Miss	2	0-0	0-0	0	0	0	0
vs. North Texas	5	0-0	1.0-1	0	0	0	0
Totals	26	0-0	2.0-3	1	2	0	0

2019 GAME-BY-GAME							
Opponent	Tackles	Sacks	TFL-Y	FC	PBU	Int.	QBH
vs. UIW	1	0-0	0-0	0	0	0	0
at Baylor	3	0-0	0-0	0	0	0	0
vs. Army	0	0-0	0-0	0	0	0	0
at UNT	0	0-0	0-0	0	0	0	0
at UTEP	0	0-0	0-0	0	0	0	0
vs. UAB	0	0-0	0-0	0	0	0	0
vs. Rice	0	0-0	0-0	0	0	0	0
at Texas A&M	0	0-0	0-0	0	0	0	0
at ODU	0	0-0	0-0	0	0	0	0
vs. USM	0	0-0	0-0	0	0	0	0
vs. FAU	0	0-0	0-0	0	0	0	0
at LA Tech	1	0-0	0-0	0	0	0	0
Totals	5	0-0	0-0	0	0	0	0

2018 GAME-BY-GAME							
Opponent	Tackles	Sacks	TFL-Y	FC	PBU	Int.	QBH
at Arizona State	0	0-0	0-0	0	0	0	0
vs. Baylor	0	0-0	0-0	0	0	0	0
at Kansas State	1	0-0	0-0	0	0	0	0
vs. Texas State	0	0-0	0-0	0	0	0	0
vs. UTEP	2	0-0	0-0	0	0	0	0
at Rice	1	0-0	0-0	0	0	0	0
vs. LA Tech	0	0-0	0-0	0	0	0	0
at Southern Miss	0	0-0	0-0	0	0	0	0
at UAB	0	0-0	0-0	0	0	0	0
vs. FIU	2	0-0	0-0	0	0	0	0
at Marshall	0	0-0	0-0	0	0	0	0
vs. North Texas	0	0-0	0-0	0	0	0	0
Totals	6	0-0	0-0	0	0	0	0



99

BRANDON
MATTERSON

DEFENSIVE LINE

6-2 • 300 • Junior - 2L
San Antonio, Texas

CAREER STATISTICS									
Year	Pos.	G-GS	Tackles	Sacks-Yds.	TFL-Yds.	FF	FR	PBU	QBH
2018	DT	10-0	10	0-0	1.5-5	0	0	0	0
2019	DT	9-0	13	0-0	2.0-6	1	1	0	0
2020	DL	9-9	26	2.0-19	4.5-23	0	0	0	4
Totals		28-9	49	2.0-19	8.0-34	1	1	0	4

2020 GAME-BY-GAME							
Opponent	Tackles	Sacks	TFL-Y	FC	PBU	Int.	QBH
at Texas State	1	0-0	0-0	0	0	0	0
vs. SFA	4	0-0	0.5-1	0	0	0	1
vs. MT	0	0-0	0-0	0	0	0	0
at UAB	3	0-0	0-0	0	0	0	0
at #15 BYU	4	0-0	1.0-2	0	0	0	0
vs. Army	4	0-0	0-0	0	0	0	0
vs. LA Tech	3	1.0-13	1.0-13	0	0	0	1
at FAU	5	1.0-6	2.0-7	0	0	0	1
vs. UTEP		DNP					
at Southern Miss		DNP					
vs. North Texas	2	0-0	0-0	0	0	0	1
Totals	26	2.0-19	4.5-23	0	0	0	4

2019 GAME-BY-GAME							
Opponent	Tackles	Sacks	TFL-Y	FC	PBU	Int.	QBH
vs. UIW	0	0-0	0-0	0	0	0	0
at Baylor	1	0-0	0-0	0	0	0	0
vs. Army	2	0-0	1-4	1	0	0	0
at UNT	3	0-0	0-0	0	0	0	0
at UTEP		DNP					
vs. UAB	2	0-0	1.0-2	0	0	0	0
vs. Rice		DNP					
at Texas A&M		DNP					
at ODU	2	0-0	0-0	0	0	0	0
vs. USM	2	0-0	0-0	0	0	0	0
vs. FAU	0	0-0	0-0	0	0	0	0
at LA Tech	1	0-0	0-0	0	0	0	0
Totals	12	0-0	2.0-6	1	0	0	0

2018 GAME-BY-GAME							
Opponent	Tackles	Sacks	TFL-Y	FC	PBU	Int.	QBH
at Arizona State	1	0-0	0-0	0	0	0	0
at Kansas State	0	0-0	0-0	0	0	0	0
vs. Texas State	0	0-0	0-0	0	0	0	0
vs. UTEP	0	0-0	0-0	0	0	0	0
vs. LA Tech	2	0-0	1.0-4	0	0	0	0
at Southern Miss	2	0-0	0-0	0	0	0	0
at UAB	0	0-0	0-0	0	0	0	0
vs. FIU	2	0-0	0.5-1	0	0	0	0
at Marshall	3	0-0	0-0	0	0	0	0
vs. North Texas	0	0-0	0-0	0	0	0	0
Totals	10	0-0	1.5-5	0	0	0	0



26

COREY
MAYFIELD JR.

CORNERBACK

5-11 • 195 • Junior - 2L
Forney, Texas

CAREER STATISTICS									
Year	Pos.	G-GS	Tackles	Sacks-Yds.	TFL-Yds.	FF	FR	PBU	QBH
2018	CB	10-2	10	0-0	0-0	0	0	0	0
2019	CB	11-8	19	0-0	1.0-2	0	0	4	0
2020	CB	11-11	35	1.0-9	3.0-11	1	0	6	1
Totals		41-21	64	1.0-9	4.0-13	1	0	10	1

2020 GAME-BY-GAME								
Opponent	Tackles	Sacks	TFL-Y	FC	PBU	Int.	QBH	
at Texas State	4	0-0	1.0-1	0	0	1	0	
vs. SFA	2	0-0	0-0	0	0	0	0	
vs. MT	5	0-0	0-0	0	1	0	0	
at UAB	2	0-0	0	0	0	1	0	
at #15 BYU	6	0-0	0-0	1	1	0	0	
vs. Army	2	1.0-9	1.0-9	0	1	0	0	
vs. LA Tech	4	0-0	0-0	0	2	0	1	
at FAU	4	0-0	1.0-1	0	1	0	0	
vs. UTEP	3	0-0	0-0	0	0	0	0	
at Southern Miss	2	0-0	0-0	0	0	0	0	
vs. North Texas	1	0-0	0-0	0	0	0	0	
Totals	35	0-0	3.0-11	1	5	2	1	

2019 GAME-BY-GAME								
Opponent	Tackles	Sacks	TFL-Y	FC	PBU	Int.	QBH	
vs. UIW	1	0-0	0-0	0	0	0	0	
at Baylor	4	0-0	1.0-2	0	2	0	0	
vs. Army	0	0-0	0-0	0	0	0	0	
at UNT	2	0-0	0-0	0	0	0	0	
at UTEP	3	0-0	0-0	0	1	0	0	
vs. UAB	4	0-0	0-0	0	1	0	0	
vs. Rice	0	0-0	0-0	0	0	0	0	
at Texas A&M	2	0-0	0-0	0	0	0	0	
at ODU	2	0-0	0-0	0	0	0	0	
vs. USM	0	0-0	0-0	0	0	0	0	
vs. FAU	1	0-0	0-0	0	0	0	0	
at LA Tech		DNP						
Totals	19	0-0	1.0-2	0	4	0	0	

2018 GAME-BY-GAME								
Opponent	Tackles	Sacks	TFL-Y	FC	PBU	Int.	QBH	
at Kansas State	0	0-0	0-0	0	0	0	0	
vs. Texas State	2	0-0	0-0	0	0	0	0	
vs. UTEP	0	0-0	0-0	0	0	0	0	
at Rice	0	0-0	0-0	0	0	0	0	
vs. LA Tech	1	0-0	0-0	0	0	0	0	
at Southern Miss	0	0-0	0-0	0	1	0	0	
at UAB	1	0-0	0-0	0	0	0	0	
vs. FIU	2	0-0	0-0	0	0	0	0	
at Marshall	3	0-0	0-0	0	0	0	0	
vs. North Texas	1	0-0	0-0	0	0	0	0	
Totals	10	0-0	0-0	0	1	0	0	



3
SINCERE
McCORMICK
RUNNING BACK

5-9 • 200 • Sophomore - 1L
Converse, Texas

CAREER STATISTICS												
Year	G-GS	Att.	Yds.	Avg.	TD	LG	Rec.	Yds.	Avg.	TD	LG	
2019	12-11	177	983	5.6	8	54	24	194	8.1	1	44	
2020	10-10	226	1,345	6.0	11	69	18	122	6.8	0	30	
Totals	22-21	403	2,328	5.8	19	69	42	316	7.5	1	44	

2020 GAME-BY-GAME								
Opponent	Att.	Yds.	TD	Long	Rec.	Yds.	TD	Long
at Texas St.	29	197	1	58	2	8	0	6
vs. SFA	19	98	0	37	4	47	0	30
vs. MT	19	82	2	16	2	25	0	24
at UAB	22	150	1	27	0	0	0	0
at #15 BYU	11	42	0	23	2	0	0	23
vs. Army	18	133	0	26	1	0	0	0
vs. LA Tech	37	165	3	45	2	12	0	11
at FAU	16	54	0	8	2	17	0	9
vs. UTEP			DNP					
at S. Miss	32	173	2	69	2	10	0	7
vs. UNT	23	251	2	65	1	3	0	3
Totals	226	1,345	11	69	18	122	0	30

2019 GAME-BY-GAME								
Opponent	Att.	Yds.	TD	Long	Rec.	Yds.	TD	Long
vs. UIW	12	74	0	47	5	18	0	8
at Baylor	12	87	2	54	0	0	0	0
vs. Army	5	28	1	11	3	26	0	10
at UNT	16	62	0	20	1	1	0	1
at UTEP	22	189	1	51	1	7	0	7
vs. UAB	16	34	1	12	1	15	0	15
vs. Rice	14	94	1	32	2	39	0	33
at TAMU	12	43	0	18	2	43	0	44
at ODU	23	137	2	46	3	11	0	6
vs. USM	16	44	0	13	1	14	0	14
vs. FAU	12	76	0	28	1	8	0	8
at LA Tech	17	119	0	51	4	12	1	6
Totals	177	983	8	54	24	194	1	44



10
LOWELL
NARCISSE
QUARTERBACK

6-3 • 230 • Junior - 1L
St. James, La.

CAREER STATISTICS												
Year	G-GS	Rush	Yds	TD	Comp.	Att.	Int.	Pct.	Yds.	TD	Long	
2019	11-7	118	492	4	107	201	5	53.2	1,226	8	65	
2020	4-1	32	126	0	35	56	0	62.5	417	3	34	
Totals	16-8	150	618	4	142	257	5	55.3	1,643	11	65	

2020 GAME-BY-GAME								
Opponent	Comp.-Att.-Int.	Yds.	TD	Long	Rush	Yds.	TD	Long
at Texas State		DNP						
vs. SFA	0-0-0	0	0	0	6	24	0	7
vs. MT		DNP						
at UAB	2-5-0	33	0	23	7	42	0	25
at #15 BYU	17-20-0	229	2	34	9	13	0	14
vs. Army	16-31-0	155	1	24	10	47	0	20
vs. LA Tech		DNP						
at FAU		DNP						
vs. UTEP		DNP						
at S. Miss		DNP						
vs. UNT		DNP						
Totals	35-56-0	417	3	34	32	126	0	25

2019 GAME-BY-GAME								
Opponent	Comp.-Att.-Int.	Yds.	TD	Long	Rush	Yds.	TD	Long
vs. UIW	0-0-0	0	0	0	2	8	0	4
at Baylor	2-6-0	9	0	6	3	12	0	5
vs. Army	0-1-0	0	0	0	2	7	1	5
at UNT	16-36-2	124	0	25	15	98	0	42
at UTEP	6-14-0	46	1	18	19	115	1	21
vs. UAB	8-19-0	94	0	35	17	89	1	25
vs. Rice	19-29-1	212	2	33	7	32	0	14
at Texas A&M	7-14-0	90	0	44	15	54	1	13
at ODU	18-23-0	240	1	65	12	29	0	8
vs. USM	21-40-1	325	2	75	18	31	0	13
vs. FAU	10-19-1	86	2	26	7	20	0	13
at LA Tech		DNP						
Totals	107-201-5	1,226	8	75	118	492	4	42



94
KEVIN
NELSON
DEFENSIVE LINE

6-2 • 285 • Sophomore - 1L
Fort Worth, Texas

CAREER STATISTICS												
Year	Pos.	G-GS	Tackles	Sacks-Yds.	TFL-Yds.	FF	FR	PBU	QBH			
2019	DT	12-0	7	0-0	0-0	0	1	1	0			
2020	DL	10-8	11	0-0	0-0	0	0	1	1			
Totals	22-8	18	0-0	0-0	0	1	2	1				

2020 GAME-BY-GAME								
Opponent	Tackles	Sacks	TFL-Y	FC	PBU	Int.	QBH	
at Texas State	0	0-0	0-0	0	0	0	0	
vs. SFA	1	0-0	0-0	0	1	0	0	
vs. MT	1	0-0	0-0	0	0	0	0	
at UAB	2	0-0	0-0	0	0	0	0	
at #15 BYU	0	0-0	0-0	0	0	0	0	
vs. Army	0	0-0	0-0	0	0	0	0	
vs. LA Tech	1	0-0	0-0	0	0	0	0	
at FAU	3	0-0	0-0	0	0	0	0	
vs. UTEP	2	0-0	0-0	0	0	0	1	
at Southern Miss	1	0-0	0-0	0	0	0	0	
vs. North Texas		DNP						
Totals	11	0-0	0-0	0	1	0	1	

2019 GAME-BY-GAME								
Opponent	Tackles	Sacks	TFL-Y	FC	PBU	Int.	QBH	
vs. UIW	1	0-0	0-0	0	0	0	0	
at Baylor	0	0-0	0-0	0	0	0	0	
vs. Army	0	0-0	0-0	0	0	0	0	
at UNT	0	0-0	0-0	0	0	0	0	
at UTEP	0	0-0	0-0	0	0	0	0	
vs. UAB	2	0-0	0-0	0	0	0	0	
vs. Rice	1	0-0	0-0	0	0	0	0	
at Texas A&M	0	0-0	0-0	0	0	0	0	
at ODU	0	0-0	0-0	0	0	0	0	
vs. USM	2	0-0	0-0	0	1	0	0	
vs. FAU	0	0-0	0-0	0	0	0	0	
at LA Tech	1	0-0	0-0	0	0	0	0	
Totals	7	0-0	0-0	0	1	0	0	



11
KELECHI
NWACHUKU
SAFETY

6-0 • 200 • Sophomore - 1L
McAllen, Texas

CAREER STATISTICS										
Year	Pos.	G-GS	Tackles	Sacks-Yds.	TFL-Yds.	FF	FR	PBU	QBH	
2018	S	3-0	0	0-0	0-0	0	0	0	0	
2019	S	12-6	36	0-0	1.0-4	0	0	3	0	
2020	S	11-2	56	0-0	0-0	0	0	3	0	
Totals		27-8	92	0-0	1.0-4	0	0	6	0	

2020 GAME-BY-GAME								
Opponent	Tackles	Sacks	TFL-Y	FC	PBU	Int.	QBH	
at Texas State	2	0-0	0-0	0	0	0	0	
vs. SFA	4	0-0	0-0	0	0	0	0	
vs. MT	4	0-0	0-0	0	2	0	0	
at UAB	2	0-0	0-0	0	0	0	0	
at #15 BYU	7	0-0	0-0	0	0	0	0	
vs. Army	16	0-0	0-0	0	0	0	0	
vs. LA Tech	6	0-0	0-0	0	0	0	0	
at FAU	5	0-0	0-0	0	0	0	0	
vs. UTEP	0	0-0	0-0	0	0	0	0	
at Southern Miss	3	0-0	0-0	0	0	0	0	
vs. North Texas	6	0-0	0-0	0	1	0	0	
Totals	56	0-0	0-0	0	3	0	0	

2019 GAME-BY-GAME								
Opponent	Tackles	Sacks	TFL-Y	FC	PBU	Int.	QBH	
vs. UIW	1	0-0	0-0	0	0	0	0	
at Baylor	2	0-0	0-0	0	0	0	0	
vs. Army	1	0-0	0-0	0	0	0	0	
at UNT	0	0-0	0-0	0	1	0	0	
at UTEP	1	0-0	0-0	0	0	0	0	
vs. UAB	2	0-0	0-0	0	2	0	0	
vs. Rice	3	0-0	0-0	0	0	0	0	
at Texas A&M	6	0-0	0-0	0	0	0	0	
at ODU	3	0-0	0-0	0	0	0	0	
vs. USM	2	0-0	0-0	0	0	0	0	
vs. FAU	6	0-0	1.0-4	0	0	0	0	
at LA Tech	9	0-0	0-0	0	0	0	0	
Totals	36	0-0	1.0-4	0	3	0	0	



11
TYKEE
OGLE-KELLOGG
WIDE RECEIVER

6-4 • 210 • Sophomore - 1L
Alcoa, Tenn.

CAREER STATISTICS												
Year	G-GS	Att.	Yds.	Avg.	TD	LG	Rec.	Yds.	Avg.	TD	LG	
2018	11-6	0	0	0	0	0	14	179	12.8	3	36	
2019	3-0	0	0	0	0	0	6	57	9.5	1	36	
2020	6-0	0	0	0	0	0	11	169	15.4	1	54	
Totals	20-6	0	0	0	0	0	31	405	13.1	5	54	

2020 GAME-BY-GAME								
Opponent	Att.	Yds.	TD	Long	Rec.	Yds.	TD	Long
at Texas St.	DNP							
vs. SFA	DNP							
vs. MT	DNP							
at UAB	DNP							
at #15 BYU	DNP							
vs. Army	0	0	0	0	0	0	0	0
vs. LA Tech	0	0	0	0	4	96	0	54
at FAU	0	0	0	0	3	23	0	11
vs. UTEP	0	0	0	0	2	32	1	17
at S. Miss	0	0	0	0	0	0	0	0
vs. UNT	0	0	0	0	2	18	0	10
Totals	0	0	0	0	11	169	1	54

2019 GAME-BY-GAME								
Opponent	Att.	Yds.	TD	Long	Rec.	Yds.	TD	Long
vs. UIW	0	0	0	0	1	36	1	36
at Baylor	0	0	0	0	4	15	0	5
vs. Army	0	0	0	0	1	6	0	6
at UNT	DNP							
at UTEP	DNP							
vs. UAB	DNP							
vs. Rice	DNP							
at TAMU	DNP							
at ODU	DNP							
vs. USM	DNP							
vs. FAU	DNP							
at LA Tech	DNP							
Totals	0	0	0	0	6	56	1	36

2018 GAME-BY-GAME								
Opponent	Att.	Yds.	TD	Long	Rec.	Yds.	TD	Long
at Ariz. St.	0	0	0	0	2	18	0	9
vs. Baylor	0	0	0	0	2	18	0	11
at Kansas St.	0	0	0	0	3	38	0	24
vs. TXST	0	0	0	0	1	7	1	7
vs. UTEP	0	0	0	0	2	41	1	26
at Rice	0	0	0	0	0	0	0	0
vs. LA Tech	0	0	0	0	0	0	0	0
at USM	0	0	0	0	1	11	0	11
at UAB	0	0	0	0	0	0	0	0
vs. FIU	0	0	0	0	1	36	1	36
at Marshall	0	0	0	0	2	10	0	5
Totals	0	0	0	0	14	179	3	36



4
ANTONIO
PARKS
SAFETY

5-9 • 190 • Senior - 1L
Reserve, La.

CAREER STATISTICS										
Year	Pos.	G-GS	Tackles	Sacks-Yds.	TFL-Yds.	FF	FR	PBU	QBH	
2019	S	11-0	10	0-0	0-0	1	0	0	0	
2020	S	11-8	42	0-0	4.0-9	1	1	2	1	
Totals		22-8	52	0-0	4.0-9	2	1	2	1	

2020 GAME-BY-GAME								
Opponent	Tackles	Sacks	TFL-Y	FC	PBU	Int.	QBH	
at Texas State	3	0-0	0-0	0	0	0	0	
vs. SFA	3	0-0	0-0	0	0	0	0	
vs. MT	5	0-0	1.0-2	0	0	0	0	
at UAB	5	0-0	1.0-2	0	0	0	1	
at #15 BYU	7	0-0	1.0-2	0	0	0	0	
vs. Army	2	0-0	1.0-3	0	1	0	0	
vs. LA Tech	6	0-0	0-0	1	0	1	0	
at FAU	2	0-0	0-0	0	0	0	0	
vs. UTEP	2	0-0	0-0	0	0	0	0	
at Southern Miss	3	0-0	0-0	0	0	0	0	
vs. North Texas	4	0-0	0-0	0	1	0	0	
Totals	42	0-0	4.0-9	1	2	1	1	

2019 GAME-BY-GAME								
Opponent	Tackles	Sacks	TFL-Y	FC	PBU	Int.	QBH	
vs. UIW	DNP							
at Baylor	0	0-0	0-0	0	0	0	0	
vs. Army	0	0-0	0-0	0	0	0	0	
at UNT	0	0-0	0-0	0	0	0	0	
at UTEP	0	0-0	0-0	0	0	0	0	
vs. UAB	2	0-0	0-0	1	0	0	0	
vs. Rice	2	0-0	0-0	0	0	0	0	
at Texas A&M	0	0-0	0-0	0	0	0	0	
at ODU	0	0-0	0-0	0	0	0	0	
vs. USM	0	0-0	0-0	0	0	0	0	
vs. FAU	0	0-0	0-0	0	0	0	0	
at LA Tech	1	0-0	0-0	0	0	0	0	
Totals	10	0-0	0-0	1	0	0	0	



27

JARRETT
PRESTON

SAFETY

5-11 • 210 • Sophomore - 1L
Missouri City, Texas

CAREER STATISTICS									
Year	Pos.	G-GS	Tackles	Sacks-Yds.	TFL-Yds.	FF	FR	PBU	QBH
2018	LB	4-0	0	0-0	0-0	0	0	0	0
2019	LB	12-0	7	0-0	0-0	0	0	0	0
2020	S	7-0	3	0-0	0-0	0	0	0	0
Totals		23-0	10	0-0	0-0	0	0	0	0

2020 GAME-BY-GAME								
Opponent	Tackles	Sacks	TFL-Y	FC	PBU	Int.	QBH	
at Texas State	2	0-0	0-0	0	0	0	0	
vs. SFA	0	0-0	0-0	0	0	0	0	
vs. MT	0	0-0	0-0	0	0	0	0	
at UAB	0	0-0	0-0	0	0	0	0	
at #15 BYU	0	0-0	0-0	0	0	0	0	
vs. Army	0	0-0	0-0	0	0	0	0	
vs. LA Tech	1	0-0	0-0	0	0	0	0	
at FAU	DNP							
vs. UTEP	DNP							
at Southern Miss	DNP							
vs. North Texas	DNP							
Totals	3	0-0	0-0	0	0	0	0	

2019 GAME-BY-GAME								
Opponent	Tackles	Sacks	TFL-Y	FC	PBU	Int.	QBH	
vs. UIW	0	0-0	0-0	0	0	0	0	
at Baylor	1	0-0	0-0	0	0	0	0	
vs. Army	0	0-0	0-0	0	0	0	0	
at UNT	1	0-0	0-0	0	0	0	0	
at UTEP	1	0-0	0-0	0	0	0	0	
vs. UAB	0	0-0	0-0	0	0	0	0	
vs. Rice	0	0-0	0-0	0	0	0	0	
at Texas A&M	1	0-0	0-0	0	0	0	0	
at ODU	0	0-0	0-0	0	0	0	0	
vs. USM	0	0-0	0-0	0	0	0	0	
vs. FAU	1	0-0	0-0	0	0	0	0	
at LA Tech	0	0-0	0-0	0	0	0	0	
Totals	7	0-0	0-0	0	0	0	0	



21

KEN
ROBINSON

CORNERBACK

5-11 • 170 • Freshman - HS
Grand Prairie, Texas

CAREER STATISTICS									
Year	Pos.	G-GS	Tackles	Sacks-Yds.	TFL-Yds.	FF	FR	PBU	QBH
2019	CB	4-0	1	0-0	0-0	0	0	0	0
2020	CB	8-5	27	0-0	1.0-2	1	0	2	0
Totals		12-5	28	0-0	1.0-2	1	0	2	0

2020 GAME-BY-GAME								
Opponent	Tackles	Sacks	TFL-Y	FC	PBU	Int.	QBH	
at Texas State	DNP							
vs. SFA	DNP							
vs. MT	DNP							
at UAB	0	0-0	0-0	0	0	0	0	
at #15 BYU	3	0-0	0-0	0	0	0	0	
vs. Army	10	0-0	0-0	0	0	0	0	
vs. LA Tech	2	0-0	1.0-2	0	0	0	0	
at FAU	2	0-0	0-0	0	0	0	0	
vs. UTEP	5	0-0	0-0	0	1	0	0	
at Southern Miss	4	0-0	0-0	0	0	0	0	
vs. North Texas	1	0-0	0-0	0	1	0	0	
Totals	27	0-0	1.0-2	1	2	0	0	

2019 GAME-BY-GAME								
Opponent	Tackles	Sacks	TFL-Y	FC	PBU	Int.	QBH	
vs. UIW	0	0-0	0-0	0	0	0	0	
at Baylor	1	0-0	0-0	0	0	0	0	
vs. Army	DNP							
at UNT	0	0-0	0-0	0	0	0	0	
at UTEP	DNP							
vs. UAB	DNP							
vs. Rice	DNP							
at Texas A&M	DNP							
at ODU	DNP							
vs. USM	DNP							
vs. FAU	DNP							
at LA Tech	0	0-0	0-0	0	0	0	0	
Totals	1	0-0	0-0	0	0	0	0	



87

GAVIN
SHARP

TIGHT END

6-5 • 250 • Junior - 2L
Leander, Texas

CAREER STATISTICS												
Year	G-GS	Att.	Yds.	Avg.	TD	LG	Rec.	Yds.	Avg.	TD	LG	
2018	12-8	0	0	0	0	0	16	114	7.1	0	36	
2019	11-4	0	0	0	0	0	11	74	6.7	1	15	
2020	8-1	0	0	0	0	0	6	67	11.2	0	21	
Totals	31-13	0	0	0	0	0	33	255	7.7	1	36	

2020 GAME-BY-GAME									
Opponent	Att.	Yds.	TD	Long	Rec.	Yds.	TD	Long	
at Texas St.	0	0	0	0	1	2	0	2	
vs. SFA	0	0	0	0	1	8	0	8	
vs. MT	0	0	0	0	1	17	0	17	
at UAB	0	0	0	0	0	0	0	0	
at #15 BYU	0	0	0	0	1	21	0	21	
vs. Army	DNP								
vs. LA Tech	0	0	0	0	2	19	0	10	
at FAU	0	0	0	0	0	0	0	0	
vs. UTEP	DNP								
at S. Miss	DNP								
vs. UNT	0	0	0	0	0	0	0	0	
Totals	0	0	0	0	6	67	0	21	

2019 GAME-BY-GAME									
	Att.	Yds.	TD	Long	Rec.	Yds.	TD	Long	
vs. UIW	0	0	0	0	3	18	1	10	
at Baylor	0	0	0	0	0	0	0	0	
vs. Army	0	0	0	0	3	23	0	12	
at UNT	0	0	0	0	0	0	0	0	
at UTEP	0	0	0	0	0	0	0	0	
vs. UAB	0	0	0	0	0	0	0	0	
vs. Rice	0	0	0	0	1	9	0	9	
at TAMU	0	0	0	0	2	20	0	15	
at ODU	DNP								
vs. USM	0	0	0	0	1	0	0	0	
vs. FAU	0	0	0	0	0	0	0	0	
at LA Tech	0	0	0	0	1	4	0	4	
Totals	0	0	0	0	11	74	1	15	

2018 GAME-BY-GAME									
Opponent	Att.	Yds.	TD	Long	Rec.	Yds.	TD	Long	
at Ariz. St.	0	0	0	0	1	4	0	4	
vs. Baylor	0	0	0	0	1	5	0	5	
at Kansas St.	0	0	0	0	0	0	0	0	
vs. TXST	0	0	0	0	5	26	0	10	
vs. UTEP	0	0	0	0	1	4	0	4	
at Rice	0	0	0	0	1	0	0	0	
vs. LA Tech	0	0	0	0	1	0	0	0	
at USM	0	0	0	0	1	9	0	9	
at UAB	0	0	0	0	2	42	0	36	
vs. FIU	0	0	0	0	2	26	0	18	
at Marshall	0	0	0	0	1	-2	0	0	
vs. UNT	0	0	0	0	0	0	0	0	
Totals	0	0	0	0	16	114	0	36	



7

**DADRRIAN
TAYLOR**

SAFETY

**5-11 • 180 • Junior - 2L
Shiner, Texas**


CAREER STATISTICS									
Year	Pos.	G-GS	Tackles	Sacks-Yds.	TFL-Yds.	FF	FR	PBU	QBH
2018	S	12-0	12	0-0	0-0	0	0	2	0
2019	S	10-2	9	0-0	0-0	0	0	0	0
2020	S	10-4	17	0-0	3.0-3	0	1	2	1
Totals		20-6	38	0-0	3.0-3	0	0	4	1

2020 GAME-BY-GAME									
Opponent	Tackles	Sacks	TFL-Y	FC	PBU	Int.	QBH		
at Texas State	1	0-0	0-0	0	0	0	0		
vs. SFA	1	0-0	0-0	0	0	0	0		
vs. MT	DNP								
at UAB	3	0-0	1.0-1	0	1	0	0		
at #15 BYU	1	0-0	0-0	0	0	0	1		
vs. Army	0	0-0	0-0	0	0	0	0		
vs. LA Tech	4	0-0	0-0	0	1	0	0		
at FAU	2	0-0	0-0	0	0	0	0		
vs. UTEP	2	0-0	0-0	0	0	0	0		
at Southern Miss	3	0-0	2.0-2	0	0	0	0		

vs. North Texas	DNP								
Totals	17	0-0	3.0-3	0	2	0	1		

2019 GAME-BY-GAME									
Opponent	Tackles	Sacks	TFL-Y	FC	PBU	Int.	QBH		
vs. UIW	4	0-0	0-0	0	0	0	0		
at Baylor	0	1.0-2	0-0	0	0	0	0		
vs. Army	DNP								
at UNT	0	0-0	0-0	0	0	0	0		
at UTEP	1	0-0	0-0	0	0	0	0		
vs. UAB	0	0-0	0-0	0	0	0	0		
vs. Rice	0	0-0	0-0	0	0	0	0		
at Texas A&M	2	0-0	0-0	0	0	1	0		
at ODU	0	0-0	0-0	0	0	0	0		
vs. USM	2	0-0	0-0	0	0	0	0		
vs. FAU	0	0-0	0-0	0	0	0	0		
at LA Tech	DNP								
Totals	9	0-0	0-0	0	0	1	0		

2018 GAME-BY-GAME									
Opponent	Tackles	Sacks	TFL-Y	FC	PBU	Int.	QBH		
at Arizona State	0	0-0	0-0	0	0	0	0		
vs. Baylor	0	0-0	0-0	0	0	0	0		
at Kansas State	0	0-0	0-0	0	0	0	0		
vs. Texas State	0	0-0	0-0	0	0	0	0		
vs. UTEP	1	0-0	0-0	0	0	0	0		
at Rice	0	0-0	0-0	0	0	0	0		
vs. LA Tech	1	0-0	0-0	0	0	0	0		
at Southern Miss	2	0-0	0-0	0	1	0	0		
at UAB	2	0-0	0-0	0	0	0	0		
vs. FIU	3	0-0	0-0	0	1	0	0		
at Marshall	1	0-0	0-0	0	1	0	0		
vs. North Texas	2	0-0	0-0	0	0	0	0		
Totals	12	0-0	0-0	0	2	0	0		



30

**DONYAI
TAYLOR**

SAFETY

**6-1 • 195 • Freshman - HS
Shiner, Texas**

CAREER STATISTICS									
Year	Pos.	G-GS	Tackles	Sacks-Yds.	TFL-Yds.	FF	FR	PBU	QBH
2020	S	11-0	9	0-0	0-0	0	0	0	0
Totals		11-0	9	0-0	0-0	0	0	0	0

2020 GAME-BY-GAME									
Opponent	Tackles	Sacks	TFL-Y	FC	PBU	Int.	QBH		
at Texas State	1	0-0	0-0	0	0	0	0		
vs. SFA	0	0-0	0-0	0	0	0	0		
vs. MT	1	0-0	0-0	0	0	1	0		
at UAB	0	0-0	0-0	0	0	0	0		
at #15 BYU	0	0-0	0-0	0	0	0	0		
vs. Army	1	0-0	0-0	0	0	0	0		
vs. LA Tech	1	0-0	0-0	0	0	0	0		
at FAU	0	0-0	0-0	0	0	0	0		
vs. UTEP	2	0-0	0-0	0	0	0	0		

at Southern Miss	1	0-0	0-0	0	0	0	0		
vs. North Texas	2	0-0	0-0	0	0	0	0		
Totals	9	0-0	0-0	0	0	1	0		



4

**LEROY
WATSON**

TIGHT END

**6-5 • 260 • Senior - 1L
Snellville, Ga.**

CAREER STATISTICS												
Year	G-GS	Att.	Yds.	Avg.	TD	LG	Rec.	Yds.	Avg.	TD	LG	
2019	12-10	0	0	0	0	0	4	56	14.0	1	37	
2020	11-11	0	0	0	0	0	12	139	11.6	0	26	
Totals	22-20	0	0	0	0	0	16	195	12.2	1	37	

2020 GAME-BY-GAME									
Opponent	Att.	Yds.	TD	Long	Rec.	Yds.	TD	Long	
at Texas St.	0	0	0	0	0	0	0	0	
vs. SFA	0	0	0	0	1	19	0	19	
vs. MT	0	0	0	0	2	23	0	15	
at UAB	0	0	0	0	1	-1	0	0	
at #15 BYU	0	0	0	0	3	49	0	24	
vs. Army	0	0	0	0	0	0	0	0	
vs. LA Tech	0	0	0	0	0	0	0	0	
at FAU	DNP								
vs. UTEP	0	0	0	0	4	46	0	26	
at S. Miss	0	0	0	0	0	0	0	0	
vs. UNT	0	0	0	0	1	3	0	3	
Totals	0	0	0	0	12	139	0	26	

2019 GAME-BY-GAME									
Opponent	Att.	Yds.	TD	Long	Rec.	Yds.	TD	Long	
vs. UIW	0	0	0	0	1	12	0	12	
at Baylor	0	0	0	0	0	0	0	0	
vs. Army	0	0	0	0	1	37	0	37	
at UNT	0	0	0	0	0	0	0	0	
at UTEP	0	0	0	0	0	0	0	0	
vs. UAB	0	0	0	0	0	0	0	0	
vs. Rice	0	0	0	0	0	0	0	0	
at TAMU	0	0	0	0	0	0	0	0	
at ODU	0	0	0	0	0	0	0	0	
vs. USM	0	0	0	0	1	5	0	5	
vs. FAU	0	0	0	0	1	2	1	2	
at LA Tech	0	0	0	0	0	0	0	0	
Totals	0	0	0	0	4	56	1	37	



15

JORDAN
WEEKS

QUARTERBACK

6-4 • 225 • Sophomore - SQ
Wimberley, Texas

CAREER STATISTICS

Year	G-GS	Rush	Yds	TD	Comp.	Att.	Int.	Pct.	Yds.	TD	Long
2018	4-3	9	-20	0	26	58	0	44.8	241	1	36
2019	3-1	10	-6	0	38	66	3	57.6	451	2	40
2020	2-1	8	-19	0	9	27	1	33.3	74	0	17
Totals	9-4	27	-45	0	73	151	4	48.3	766	3	40

2020 GAME-BY-GAME

Opponent	Comp.-Att.-Int.	Yds.	TD	Long	Rush	Yds.	TD	Long
at Texas State	DNP							
vs. SFA	DNP							
vs. MT	DNP							
at UAB	7-19-1	57	0	17	5	-5	0	9
at #15 BYU	DNP							
vs. Army	DNP							
vs. LA Tech	DNP							
at FAU	2-8-0	17	0	18	3	-14	0	0
vs. UTEP	DNP							
at Southern Miss	DNP							
vs. UNT	DNP							
Totals	9-27-1	74	0	17	8	-19	0	9

2019 GAME-BY-GAME

Opponent	Comp.-Att.-Int.	Yds.	TD	Long	Rush	Yds.	TD	Long
vs. UIW	DNP							
at Baylor	DNP							
vs. Army	DNP							
at UNT	DNP							
at UTEP	DNP							
vs. UAB	DNP							
vs. Rice	DNP							
at Texas A&M	4-11-1	48	0	20	4	-21	0	0
at ODU	DNP							
vs. USM	DNP							
vs. FAU	8-11-0	123	1	40	2	13	0	9
at LA Tech	26-44-2	280	1	36	4	2	0	9
Totals	38-66-3	451	2	40	10	-6	0	9

2018 GAME-BY-GAME

Opponent	Comp.-Att.-Int.	Yds.	TD	Long	Rush	Yds.	TD	Long
vs. LA Tech	2-2-0	10	0	6	1	6	0	6
at Southern Miss	12-27-0	117	1	27	7	-28	0	6
at UAB	11-26-0	109	0	36	1	2	0	2
at Marshall	1-3-0	5	0	5	0	0	0	0
Totals	26-58-0	241	1	36	9	-20	0	6



19

JULON
WILLIAMS

WIDE RECEIVER

5-11 • 200 • Sophomore - TR
Converse, Texas

CAREER STATISTICS

Year	G-GS	Att.	Yds.	Avg.	TD	LG	Rec.	Yds.	Avg.	TD	LG
2020	8-0	0	0	0	0	0	5	22	4.4	0	11
Totals	8-0	0	0	0	0	0	5	22	4.4	0	11

2020 GAME-BY-GAME

Opponent	Att.	Yds.	TD	Long	Rec.	Yds.	TD	Long
at Texas St.	0	0	0	0	0	0	0	0
vs. SFA	0	0	0	0	0	0	0	0
vs. MT	0	0	0	0	1	1	0	1
at UAB	DNP							
at #15 BYU	0	0	0	0	1	-1	0	0
vs. Army	DNP							
vs. LA Tech	0	0	0	0	1	10	0	10
at FAU	0	0	0	0	0	0	0	0
vs. UTEP	0	0	0	0	1	11	0	11
at S. Miss	DNP							
vs. UNT	0	0	0	0	1	1	0	1
Totals	0	0	0	0	5	22	0	11



96

CHARLES
WILEY

LINEBACKER

6-2 • 245 • Senior - TR
Strockbridge, Ga.

CAREER STATISTICS

Year	Pos.	G-GS	Tackles	Sacks-Yds.	TFL-Yds.	FF	FR	PBU	QBH
2020	LB	11-10	39	2.0-19	9.0-45	0	1	1	4
Totals		11-10	39	2.0-19	9.0-45	0	1	1	4

2020 GAME-BY-GAME

Opponent	Tackles	Sacks	TFL-Y	FC	PBU	Int.	QBH
at Texas State	3	1.0-9	2.5-11	0	0	0	1
vs. SFA	1	0-0	1.0-3	0	0	0	0
vs. MT	5	0-0	0-0	0	0	0	1
at UAB	0	0-0	0-0	0	0	0	0
at #15 BYU	6	0-0	1.0-5	0	0	0	1
vs. Army	6	0-0	0-0	0	0	0	0
vs. LA Tech	3	0-0	0-0	0	0	0	0
at FAU	8	0-0	3.5-16	0	0	0	0
vs. UTEP	1	0-0	0-0	0	0	0	0
at Southern Miss	1	0-0	0-0	0	1	0	0
vs. North Texas	5	1.0-10	1.0-10	0	0	0	1
Totals	39	2.0-19	9.0-45	0	1	0	4



0

RASHAD
WISDOM

SAFETY

5-10 • 205 • Sophomore - 1L
Converse, Texas

CAREER STATISTICS

Year	Pos.	G-GS	Tackles	Sacks-Yds.	TFL-Yds.	FF	FR	PBU	QBH
2019	S	12-12	44	2.0-8	5.5-33	1	1	1	1
2020	S	11-9	82	0-0	2.5-5	2	0	1	0
Totals		23-21	126	2.0-8	8.0-38	3	1	2	1

2020 GAME-BY-GAME

Opponent	Tackles	Sacks	TFL-Y	FC	PBU	Int.	QBH
at Texas State	10	0-0	1.5-3	0	0	1	0
vs. SFA	9	0-0	0-0	0	0	0	0
vs. MT	9	0-0	0-0	0	0	0	0
at UAB	5	0-0	0-0	0	0	1	0
at #15 BYU	3	0-0	0-0	0	0	0	0
vs. Army	4	0-0	0-0	0	0	0	0
vs. LA Tech	10	0-0	0-0	0	1	0	0
at FAU	13	0-0	1.0-2	0	0	0	0
vs. UTEP	9	0-0	0-0	2	0	0	0
at Southern Miss	7	0-0	0-0	0	0	1	0
vs. North Texas	3	0-0	0-0	0	0	1	0
Totals	82	0-0	2.5-5	2	1	4	0

2019 GAME-BY-GAME

Opponent	Tackles	Sacks	TFL-Y	FC	PBU	Int.	QBH
vs. UIW	2	0-0	1.0-4	0	0	0	0
at Baylor	3	1.0-2	1.0-2	0	0	0	1
vs. Army	6	1.0-6	1.0-6	0	0	0	0
at UNT	4	0-0	1.0-16	0	0	0	0
at UTEP	4	0-0	0-0	0	1	0	0
vs. UAB	4	0-0	0-0	0	0	0	0
vs. Rice	3	0-0	0.5-4	0	0	1	0
at Texas A&M	1	0-0	0-0	0	0	0	0
at ODU	2	0-0	0-0	0	0	0	0
vs. USM	2	0-0	0-0	0	0	0	0
vs. FAU	10	0-0	1.0-1	1	0	0	0
at LA Tech	3	0-0	0-0	0	0	0	0
Totals	44	2.0-8	5.5-33	1	1	1	1



8

SOLOMON
WISE

LINEBACKER

6-4 • 245 • Senior - 2L
Coppell, Texas

CAREER STATISTICS

Year	Pos.	G-GS	Tackles	Sacks-Yds.	TFL-Yds.	FF	FR	PBU	QBH
2016	DE	11-0	5	0-0	0-0	0	0	0	0
2018	DE	4-0	5	0-0	2.0-2	0	0	0	0
2019	DE	8-0	2	1.0-7	1.0-7	0	0	1	0
2020	LB	10-0	5	0-0	0.5-1	0	0	0	0
Totals		33-0	17	1.0-7	3.5-10	0	0	1	0

2020 GAME-BY-GAME

Opponent	Tackles	Sacks	TFL-Y	FC	PBU	Int.	QBH
at Texas State	2	0-0	0.5-1	0	0	0	0
vs. SFA	0	0-0	0-0	0	0	0	0
vs. MT	0	0-0	0-0	0	0	0	0
at UAB	0	0-0	0-0	0	0	0	0
at #15 BYU	0	0-0	0-0	0	0	0	0
vs. Army		DNP					
vs. LA Tech	0	0-0	0-0	0	0	0	0
at FAU	0	0-0	0-0	0	0	0	0
vs. UTEP	1	0-0	0-0	0	0	0	0
at Southern Miss	0	0-0	0-0	0	0	0	0
vs. North Texas	2	0-0	0-0	0	0	0	0
Totals	5	0-0	0-0	0	0	0	0

2019 GAME-BY-GAME

Opponent	Tackles	Sacks	TFL-Y	FC	PBU	Int.	QBH
vs. UIW	1	0-0	0-0	0	0	0	0
at Baylor	0	0-0	0-0	0	0	0	0
vs. Army		DNP					
at UNT	0	0-0	0-0	0	0	0	0
at UTEP	1	1.0-7	1.0-7	0	0	0	0
vs. UAB	0	0-0	0-0	0	1	0	0
vs. Rice	0	0-0	0-0	0	0	0	0
at Texas A&M	0	0-0	0-0	0	0	0	0
at ODU		DNP					
vs. USM	0	0-0	0-0	0	0	0	0
vs. FAU	0	0-0	0-0	0	0	0	0
at LA Tech		DNP					
Totals	2	1.0-7	1.0-7	0	1	0	0

2018 GAME-BY-GAME

Opponent	Tackles	Sacks	TFL-Y	FC	PBU	Int.	QBH
at Arizona State	2	0-0	1.0-1	0	0	0	0
at Kansas State	3	0-0	1.0-1	0	0	0	0
at Southern Miss	0	0-0	0-0	0	0	0	0
vs. North Texas	0	0-0	0-0	0	0	0	0
Totals	5	0-0	2.0-2	0	0	0	0



20

TARIQ
WOOLEN

CORNERBACK

6-5 • 210 • Junior - 2L
Fort Worth, Texas

CAREER OFFENSIVE STATISTICS

Year	G-GS	Att.	Yds.	Avg.	TD	LG	Rec.	Yds.	Avg.	TD	LG
2018	12-3	0	0	0	0	0	15	158	10.5	1	33
2019	9-3	0	0	0	0	0	9	105	11.7	0	25
2020	10-6	0	0	0	0	0	0	0	0	0	0
Totals	31-12	0	0	0	0	0	24	263	11.0	1	33

CAREER DEFENSIVE STATISTICS

Year	Pos.	G-GS	Tackles	Sacks-Yds.	TFL-Yds.	FF	FR	PBU	QBH
2018	WR	12-3	0	0-0	0-0	0	0	0	0
2019	WR/CB	9-3	2	0-0	0-0	0	0	0	0
2020	CB	10-6	29	1.5-11	2.5-12	0	0	4	2
Totals		31-12	31	1.5-11	2.5-12	0	0	4	2

2020 GAME-BY-GAME

Opponent	Tackles	Sacks	TFL-Y	FC	PBU	Int.	QBH
at Texas State	5	1.0-10	1.0-10	0	0	0	1
vs. SFA	5	0.5-1	0.5-1	0	4	0	0
vs. MT	5	0-0	0-0	0	0	1	0
at UAB	0	0-0	0-0	0	0	0	0
at #15 BYU	4	0-0	0-0	0	0	0	0
vs. Army		DNP					
vs. LA Tech	1	0-0	0-0	0	0	0	0
at FAU	1	0-0	0-0	0	0	0	0
vs. UTEP	0	0-0	0-0	0	0	0	0
at Southern Miss	3	0-0	1.0-1	0	0	0	0
vs. North Texas	5	0-0	0-0	0	0	0	1
Totals	29	1.5-11	2.5-12	0	4	1	2

2019 GAME-BY-GAME

	Att.	Yds.	TD	Long	Rec.	Yds.	TD	Long
vs. UIW	0	0	0	0	1	10	0	10
at Baylor	0	0	0	0	1	7	0	7
vs. Army	0	0	0	0	0	0	0	0
at UNT	0	0	0	0	1	25	0	25
at UTEP	0	0	0	0	2	16	0	8
vs. UAB	0	0	0	0	2	14	0	9
vs. Rice	0	0	0	0	2	33	0	19
at TAMU		DNP						
at ODU		DNP						
vs. USM		DNP						
vs. FAU	0	0	0	0	0	0	0	0
at LA Tech	0	0	0	0	0	0	0	0
Totals	0	0	0	0	9	105	0	25

Opponent	Tackles	Sacks	TFL-Y	FC	PBU	Int.	QBH
vs. UIW	0	0-0	0-0	0	0	0	0
at Baylor	0	0-0	0-0	0	0	0	0
vs. Army	0	0-0	0-0	0	0	0	0
at UNT	0	0-0	0-0	0	0	0	0
at UTEP	0	0-0	0-0	0	0	0	0
vs. UAB	0	0-0	0-0	0	0	0	0

vs. Rice	0	0-0	0-0	0	0	0	0
at Texas A&M		DNP					
at ODU		DNP					
vs. USM		DNP					
vs. FAU	0	0-0	0-0	0	0	0	0
at LA Tech	2	0-0	0-0	0	0	0	0
Totals	2	0-0	0-0	0	0	0	0

2018 GAME-BY-GAME

Opponent	Att.	Yds.	TD	Long	Rec.	Yds.	TD	Long
at Ariz. St.	0	0	0	0	3	51	0	33
vs. Baylor	0	0	0	0	1	7	0	7
at Kansas St.	0	0	0	0	1	6	0	6
vs. TXST	0	0	0	0	2	8	0	4
vs. UTEP	0	0	0	0	0	0	0	0
at Rice	0	0	0	0	1	23	0	23
vs. LA Tech	0	0	0	0	2	20	0	15
at USM	0	0	0	0	0	0	0	0
at UAB	0	0	0	0	0	0	0	0
vs. FIU	0	0	0	0	2	10	0	7
at Marshall	0	0	0	0	0	0	0	0
vs. UNT	0	0	0	0	3	33	1	15
Totals	0	0	0	0	15	158	1	33