




MEDIA GUIDE



USA



Class of 2020	
Evelyn Omemmah	Tija Hawkins
Deja Cousin	Kiara Shoals
Timea Toth	

Class of 2021	
Grace Daniels	Karrington Donald



Media Information		Opponents	
Quick Facts/Media Information	2	Opponents	28
Roster/Pronunciation Guide	3		
TV Roster	4		
2019-20 Roadrunners		2018-19 Season in Review	
Players		2018-19 results	34
Evelyn Omemmah	6	2018-19 final statistics	35
Elena Blanding	7	2018-19 Conference USA only statistics	36
Mikayla Woods	8	2018-19 Points-Rebounds-Assists	37
Karley Larson	9	2018-19 Conference USA standings/review	38
Charlene Mass	10	Records	
Deja Cousin	11	Team records	40
Timea Toth	12	Individual records	42
Tija Hawkins	13	Opponent records	43
Kiara Shoals	14	Career lists	44
Shannan Mitchell	15	Single-season lists	46
Grace Daniels	16	Top-50 Scorers	48
Adryana Quezada	17	1,000-point Club	49
Karrington Donald	17	Top-50 Rebounders	50
Mandi Cooks	19	500-rebound Club	51
Coaching Staff		All-time vs. ranked opponent, attendance, 100+ scoring	52
Head Coach Kristen Holt	20	History	
Assistant Coach Adam Esses	21	Year-by-year results	54
Assistant Coach Ela Mukosiej	22	Year-by-year records	62
Assistant Coach Stephanie Yowell	23	All-time series results	63
Director of Operations Olivia Bower	24	Annual leaders	74
Graduate Assistant Joseph Frank Fouda	25	All-time letter winners	75
Assistant Athletic Trainer Tre Mitsui	26	Awards	77
Asst. Dir. of Strength & Conditioning Lexi Beeson	26		

2019-20 WOMEN'S BASKETBALL ROADRUNNERS

We Are UTSA

When referencing The University of Texas at San Antonio Athletics, please use the acronym UTSA on first reference and the nickname Roadrunners. Please refrain from using Texas-San Antonio, UT-San Antonio, UT-SA or any other variation.

Media Coverage

The UTSA Athletics Communications Office assists members of the media with their coverage of all Roadrunners sports by providing player and coach interviews, feature ideas, pregame notes and updated statistics. In addition to the 2019-20 media guide, media members may check UTSA's official athletics website – goUTSA.com – for the latest information on all the department's 17 sports.

Interviews

All interviews with coaches and student-athletes must be arranged at least 24 hours in advance through women's basketball contact Whitney Truax. Telephone interviews are available to the media on a "call-back" basis at a time that is convenient for the coach or student-athlete. Post-game interviews with coaches and student-athletes will be conducted on the court following a 10-minute "cooling off" period.

Media Services

Media members are encouraged to contact the UTSA Athletics Communications Office with credential requests at least 24 hours before a home game. Credentials can be picked up with proper photo identification at the Convocation Center. Phone lines and complimentary wireless Internet access for radio, SIDs and members of the print media are available along press row.

Practices

UTSA welcomes all media to attend basketball practices during the season with 24 hours notice to the athletics communications office. In most cases, coaches and student-athletes are available after practice. Pre-game practices are closed to the media.

Internet Broadcasts

All of UTSA's home games are slated to stream live on goUTSA.com this season. Video streaming (subscription required) also will be available for all home games.

Credits

The 2019-20 UTSA women's basketball media guide was designed, written and edited by Assistant Athletics Communications Director Whitney Truax. Assistance provided by Assistant Athletics Communications Director Brent Ingram and Athletics Communications Interns, Chance Bullard, Alexandra Covarrubias, Alonzo Hernandez, Brianna Hudson and Fasika Ishiyama. Cover designed by graphic designer Chris Munoz. Photography was provided by Jeff Huehn.

General Information

Institution	The University of Texas at San Antonio
Nickname	Roadrunners
Colors	Navy blue (289), orange (1665) and white
Founded	1969
Enrollment	32,792
Home arena / Capacity	Convocation Center / 2,650
Press row phone	(210) 458-4587
Affiliation	NCAA Division I
Conference	Conference USA
President	Taylor Eighmy, Ph.D
Athletics director	Dr. Lisa Campos

Coaching Staff

Head Coach	Kristen Holt (Ohio, '92)
Record at UTSA	16-42 (2 years)
Career record	79-129 (7 years)
Assistant Coach	Adam Esses
Assistant Coach	Ela Mukosiej
Assistant Coach	Stephanie Yowell
Director of Operations	Olivia Bower
Graduate Assistant	Joseph Frank Fouda
Office phone	(210) 458-4171

Team Information

2018-19 record	7-21
2018-19 Conference USA record/place	2-14/12th
2018-19 final national ranking	N/A
Starters R/L	3/3
Letterwinners R/L	5/5
Newcomers	8

History

First year of basketball	1981-82
All-time record	518-524
All-time conference record	235-232
All-time Oil Country Athletic Conference record	16-2
All-time Southland Conference record	172-173
All-time Western Athletic Conference record	10-8
All-time Conference USA record	37-49
NCAA tournament appearances	2 (2008, 2009)
Championships	2
Southland Conference (regular season)	2003, '09, '11 (West)
Last NCAA tournament appearance	2009 (L, 87-82 OT) Baylor

Athletics Communications

Assistant director (women's basketball contact)	Whitney Truax
Email	whitney.truax@utsa.edu
Phone	817-584-7758
Website	goUTSA.com
Twitter	@utsaathletics
Facebook (women's basketball)	/UTSA Women's Basketball
Twitter	@UTSAWBB
Instagram	@UTSAWBBALL

2019-20 Roster

Numerical					
No.	Name	Pos.	Ht.	Yr.	Hometown/Previous School
1	Evelyn Omemmah	F	6-1	Sr.	Kakuri Kaduna, Nigeria/Paris Junior College
3	Elena Blanding	C	6-5	Fr.	Converse, Texas/Judson HS
4	Mikayla Woods	G	5-6	Fr.	Pflugerville, Texas/Hendrickson HS
10	Karley Larson	G	5-7	Fr.	Underwood, Iowa/Kansas State
11	Charlene Mass	G	5-7	Fr.	Converse, Texas/Veterans Memorial HS
13	Deja Cousin	G	5-9	Sr.	Burlington, N.C./The Burlington School
15	Timea Toth	F	6-1	Sr.	Dunakeszi, Hungary/Dunakeszi Radnóti Miklos Gimnáziuma
23	Tija Hawkins	F	6-1	Sr.	Killeen, Texas/Shoemaker HS
24	Kiara Shoals	F	5-10	Sr.	Foreman, Ark./Texas Tech
25	Shannan Mitchell	F	6-0	Fr.	South Holland, Ill./Thornwood HS
30	Grace Daniels	F	5-10	Jr.	Arlington, Texas/Weatherford College
32	Adryana Quezada	F	5-10	Fr.	Frisco, Texas/Lone Star HS
34	Karrington Donald	G	5-7	Jr.	Humble, Texas/Humble HS
40	Mandi Cooks	F	6-1	R-Fr.	McPherson, Kan./McPherson HS

Alphabetical					
No.	Name	Pos.	Ht.	Yr.	Hometown/Previous School
3	Elena Blanding	C	6-5	Fr.	Converse, Texas/Judson HS
40	Mandi Cooks	F	6-1	R-Fr.	McPherson, Kan./McPherson HS
13	Deja Cousin	G	5-9	Sr.	Burlington, N.C./The Burlington School
30	Grace Daniels	F	5-10	Jr.	Arlington, Texas/Weatherford College
34	Karrington Donald	G	5-7	Jr.	Humble, Texas/Humble HS
23	Tija Hawkins	F	6-1	Sr.	Killeen, Texas/Shoemaker HS
10	Karley Larson	G	5-7	Fr.	Underwood, Iowa/Kansas State
11	Charlene Mass	G	5-7	Fr.	Converse, Texas/Veterans Memorial HS
25	Shannan Mitchell	F	6-0	Fr.	South Holland, Ill./Thornwood HS
1	Evelyn Omemmah	F	6-1	Sr.	Kakuri Kaduna, Nigeria/Paris Junior College
32	Adryana Quezada	F	5-10	Fr.	Frisco, Texas/Lone Star HS
24	Kiara Shoals	F	5-10	Sr.	Foreman, Ark./Texas Tech
15	Timea Toth	F	6-1	Sr.	Dunakeszi, Hungary/Dunakeszi Radnóti Miklos Gimnáziuma
4	Mikayla Woods	G	5-6	Fr.	Pflugerville, Texas/Hendrickson HS

Coaching Staff			
Name	Title	Seasons at UTSA	Alma Mater
Kristen Holt	Head Coach	Third	Ohio, 1992
Adam Esses	Assistant Coach	Third	Bethany, 2008
Ela Mukosiej	Assistant Coach	Fourth	Seton Hall, 2008
Stephanie Yowell	Assistant Coach	Second	Northern Colorado, 2015
Olivia Bower	Director of Operations	First	Ohio, 2019
Joseph Frank Fouda	Graduate Assistant	Second	UTSA, 2018
Gabe Sanchez	Video Coordinator	First	UTSA, 2017

Pronunciation Guide			
Evelyn Omemmah	oh-may-maa	Elena Blanding	uh-len-uh
Deja Cousin	day-ZJAH	Timea Toth	timmy toth (like sloth)
Tija Hawkins	tie-ZJAH	Kiara Shoals	key-air-uh
Adryana Quezada	ay-dre-on-uh kay-za-da	Ela Mukosiej	moo-COE-shay
Stephanie Yowell	yow-uhl	Joseph Frank Fouda	foo-daa

Players Returning

Mandi Cooks (F, 6-1, So., 1.5 ppg, 1.3 rpg in 5 games - missed remainder of season due to injury)
 Deja Cousin (G, 5-9, Sr., 2.2 ppg, 0.4 rpg missed 11 games due to injury)
 Karrington Donald (G, 5-7, Jr., 7.9 ppg, 2.6 rpg)
 Tija Hawkins (F, 6-1, Sr., 12.7 ppg, 5.8 rpg)
 Evelyn Omemmah (F, 6-1, Sr., 5.5 ppg, 5.2 rpg)
 Timea Toth (F, 6-1, Sr., 2.7 ppg, 4.2 rpg)

Players Lost

Barbara Benson (G, 5-11, So., 5.4 ppg, 2.5 rpg in 2018-19)
 Marie Benson (F, 6-1, Jr., 15.2 ppg, 10.7 rpg in 2018-19)
 Charlotte Ellmore (G, 5-8, Fr., 2.9 ppg, 1.6 rpg in 2018-19)
 Kourtney Kekec (F, 5-10, Sr., 4.2 ppg, 1.6 rpg in 2018-19)
 Tasharian Robinson (G, 5-10, So., did not play the 2018-19 season due to injury)
 Ryann Stearns (G, 5-9, Fr., 7.0 ppg, 3.2 rpg in 2018-19)

2019-20 WOMEN'S BASKETBALL ROADRUNNERS

TV/MEDIA ROSTER



1 • Evelyn Omemmah, F
6-1 • Sr.-1L
Kakuri Kaduna, Nigeria



3 • Elena Blanding, C
6-5 • Fr.-HS
Converse, Texas



4 • Mikayla Woods, G
5-6 • Fr.-HS
Pflugerville, Texas



10 • Karley Larson, G
5-7 • Fr.-HS
Underwood, Iowa



11 • Charlene Mass, G
5-7 • Fr.-HS
Converse, Texas



13 • Deja Cousin, G
5-9 • Sr.-3L
Burlington, N.C.



15 • Timea Toth, F
6-1 • Sr.-3L
Dunakeszi, Hungary



23 • Tija Hawkins, F
6-1 • Sr.-3L
Killeen, Texas




24 • Kiara Shoals, F
5-10 • Sr.-TR
Foreman, Ark.



25 • Shannan Mitchell, F
6-0 • Fr.-HS
South Holland, Ill.



30 • Grace Daniels, F
5-10 • Jr.-TR
Arlington, Texas



32 • Adryana Quezada, G
5-10 • Fr.-HS
Frisco, Texas



34 • Karrington Donald, G
5-7 • Jr.-2L
Humble, Texas



40 • Mandi Cooks, F
6-1 • R-Fr.-HS
McPherson, Kan.



Kristen Holt
Head Coach



Adam Esses
Assistant Coach




Ela Mukosiej
Assistant Coach



Stephanie Yowell
Assistant Coach



Olivia Bower
Director of Operations



Joseph Frank Fouda
Graduate Assistant



Gabe Sanchez
Video Coordinator



2019-20 ROADRUNNERS





EVELYN OMEMMAH

0 • SENIOR

Forward

oh-may-maa

6'1"

Kakrui Kaduna, Nigeria

Paris Junior College

BIOGRAPHY

Junior (2018-19)

Played in 15 games with her collegiate debut coming at Rice ... averaged 5.5 points and 5.2 rebounds per game ... set a career-high 15 points and two assists at Charlotte ... had a career-high 11 rebounds and two steals at Florida Atlantic ... posted one block in five games ... led the team in field goal percentage.

Prior to UTSA

Played two seasons at Paris Junior College in Paris, Texas ... averaged 6.1 points and 5.0 rebounds per game during the 2016-2017 season and fired 38.8 percent (47 of 121) from the floor ... appeared in 16 games as a sophomore ... attended Long Island Lutheran Middle and High Schools in Long Island, New York ... led team to state title in four consecutive years.

Personal

Daughter of Alex and Christina ... has three brothers, Chibueze, Emeka, Jude and one sister, Judith ... political science major.



CAREER HIGHS

Points	15	at Charlotte (1/24/19)	FG made	6 (2x)	last at Charlotte (1/24/19)
Rebounds	11	at FAU (2/9/19)	FG attempts	9	at Rice (1/10/19)
Assists	2 (2x)	last Rice (3/7/19)	FT made	3	at Charlotte (1/24/19)
Steals	2	at FAU (2/9/19)	FT attempts	4 (2x)	last at FAU (2/9/19)
Blocks	1(6x)	last Rice (3/7/19)			

CAREER STATS

Season	gp-gs		min/avg		Total fg-fga		3-Point fg-fga		F-Throws ft-fga		Rebounds				Scoring			
					fg-fga	pct	fg-fga	pct	ft-fga	pct	off	def	tot	avg	pts	avg	pts	avg
2018-19	15-0	245/16.3	34-67	.507	0-0	.000	14-26	.538	25	53	78	5.2	34	0	5	27	6	3
TOTAL	15-0	245/16.3	34-67	.507	0-0	.000	14-26	.538	25	53	78	5.2	34	0	5	27	6	3



ELENA BLANDING

3 • FRESHMAN

Center

uh-len-uh

6'5"

Converse, Texas

Judson HS

BIOGRAPHY


Prior to UTSA

2018-19 state, regional and district champions ... named all-academic.

Personal

Born on May 21, 2001 ... daughter of Dawn Vargas and Konward Simmons ... has two brothers, Michael Blanding and Kj Simmons and three sisters, Akeisha Lopez and Makahya Simmons, and Samara Blanding ... majoring in biology.





MIKAYLA WOODS

4 • FRESHMAN

Guard

5'6"

Pflugerville, Texas

Hendrickson HS

BIOGRAPHY

Prior to UTSA

Was the 6A Region 2 runner-up ... led her team in scoring with 20.6 points and three assists per game while also averaging six rebounds per game ... named All-Central Texas Player of the Year by Austin's American-Statesman in 2018 ... named to the 2,000 point club ... plays club team basketball with AD Elite.

Personal

Born on May 9, 2001 ... daughter of Tim and Kamie Fuller ... has two sisters, Kyleigh and Madison ... majoring business.





KARLEY LARSON

10 • FRESHMAN

Guard

5'7"

Underwood, Iowa

Kansas State

BIOGRAPHY

Prior to UTSA

Transferred from Kansas State after one year (was on the track & field team) ... named team Offensive Player of the Year all four years ... four-time all-conference honoree ... two-time all-area first team member ... holds the school record in 3-pointers in a game (8), 3-pointers in a season (78), career 3-pointers (206), steals in a game (15), blocks in a game (10), steals in a season (113), points in a game (33) and free throw percentage (79.9) ... senior all-star game state qualifier ... all-area senior all-star game qualifier ... named team MVP as a junior ... ranked first in Class 2A 3-pointers made as a junior ... scored 1,201 points in her high school career ... outstanding cross country and track & field.

Personal

Born on Feb. 10, 2000 ... daughter of Rick and Sher-yl Larson ... has one brother, Dalton ... majoring in business.





CHARLENE MASS

11 • FRESHMAN

Guard

5'7"

Converse, Texas

Veterans Memorial HS

BIOGRAPHY

Prior to UTSA

Qualified for the Class 4A state championship game ... led her team in scoring and steals with 15 points and three steals per game ... member of the all-state team.

Personal

Born on Nov. 25, 2000 ... daughter of Darlene and Charles Mass III ... has one brother, Charles Mass IV and three sisters, Ceyenne, Ferline and Naomi ... majoring in cyber security.





DEJA COUSIN

13 • SENIOR

Guard

day-ZJAH

5'9"

Burlington, N.C.

The Burlington School

BIOGRAPHY

Junior (2018-19)

Played in 15 games with three starts ... didn't play in 12 games due to injury ... averaged 2.2 points per game ... set a career-high 10 points and three 3-pointers against Utah State ... had a season-high two rebounds in two games ... posted a season-high one assist in two games ... had her first career block against Concordia.

Sophomore (2017-18)

Appeared in 15 games off the bench ... posted a field goal percentage of 25.8 percent ... finished the season with 26 points, 5 assists, 16 rebounds and a .333 free throw average ... named to the Conference USA Commissioner's Honor Roll.

Freshman (2016-17)

Appeared in 15 games off the bench ... saw first action of the campaign against Angelo State (Nov.2)... totaled a season-high five points against Charlotte (March 2)...averaged 0.7 points and 0.3 rebounds, while shooting 66.7 percent from the floor... named

to the Conference USA Commissioner's Honor Roll.

Prior to UTSA

Two-sport (volleyball and basketball) athlete at The Burlington School ... two-year starter for the Spartans and averaged 23.0 points per game during senior campaign ... scored 973 career points at The Burlington School ... two-time all-state and all-region honoree ... garnered conference player of the year accolades in 2015-16 ... in final season, led the Spartans to a 22-4 overall record and to an appearance at the final four in the playoffs.

Personal

Born on June 2, 1998 ... daughter of Rod and Nicole Cousin ... three brothers, Justin, Trey and Xavier ... father, Rod, played basketball at Radford from 1984-88 ... mother, Nicole, played basketball at Radford ... majoring in psychology.

CAREER HIGHS

Points	10	Utah State (12/5/18)	FG attempts	9	Utah State (12/5/18)
Rebounds	4	Sul Ross State (11/10/17)	3FG made	3	Utah State (12/5/18)
Assists	3	Sul Ross State (11/10/17)	3FG attempts	7	Utah State (12/5/18)
Blocks	1	Concordia Texas (11/6/18)	FT made	3	Concordia Texas (11/6/18)
FG made	3 (2x)	last Utah State (12/5/18)	FT attempts	4 (2x)	last Concordia Texas (11/6/18)

CAREER STATS

			Total		3-Point		F-Throws		Rebounds											Scoring	
Season	gp-gs	min/avg	fg-fga	pct	fg-fga	pct	ft-fa	pct	off	def	tot	avg	pf	fo	ast	to	blk	stl	pts	avg	
2016-17	15-0	36/2.4	3-15	.200	1-11	.091	4-6	.667	1	3	4	0.3	6	0	0	4	0	0	11	0.7	
2017-18	15-0	111/7.4	8-31	.258	7-25	.280	3-9	.333	4	12	16	1.1	6	0	5	12	0	0	26	1.7	
2018-19	15-3	105/7.0	10-34	.294	9-28	.321	4-7	.571	1	5	6	0.4	11	0	3	3	1	0	33	2.2	
TOTAL	45-3	252/5.6	21-80	.263	17-64	.266	11-22	.500	6	20	26	0.6	23	0	8	19	1	0	70	1.6	



TIMEA TOTH

21 • SENIOR

Forward

timmy toth (like sloth)

6'1"

Dunakeszi, Hungary

Dunakeszi Radnoti Miklos Gimnaziuma

BIOGRAPHY

Junior (2018-19)

Played in all 28 games with 18 starts ... averaged 2.7 points and 4.2 rebounds per game ... set a career-high 11 points against Weber State ... had a career-high 14 rebounds and five assists against Texas A&M-Kingsville ... posted a season-high four steals against Concordia ... had two blocks in six games this season.

Sophomore (2017-18)

Started six games of the 30 games she appeared in ... posted a .563 free throw average ... averaged 2.5 rebounds per game ... finished the season with 23 assists, 75 rebounds and 17 steals ... named to the Conference USA Commissioner's Honor Roll.

Freshman (2016-17)

Appeared in 29 games with 14 starts, totaling 380 minutes of action...averaged 1.6 points and 2.6 rebounds per outing...made collegiate debut against Angelo State (Nov.11) where she grabbed 10 rebounds (4 offensive/6 defensive)...totaled a season-high six points at Charlotte (March 2)...posted 10

rebounds against Liberty (Dec. 20)...also earned the Conference USA Academic Medal, which recognizes student-athletes with at least a 3.75 GPA, and made the C-USA Commissioner's Honor Roll.

Prior to UTSA

Attended Dunakeszi Radnoti Miklos Gimnaziuma for prep career ... earned a spot in the Hungarian Championship All-Star team in 2016.

Personal

Born Feb. 14, 1997 in Budapest, Hungary ... daughter of Judit Czimmermann and Istvan Toth ... two brothers, Akos ... majoring in management.

CAREER HIGHS

Points	11	Weber State (11/25/18)	FG made	4	at UT Arlington (12/20/18)
Rebounds	14	Texas A&M-Kingsville (12/30/18)	FG attempts	9	at Old Dominion (1/26/19)
Assists	5	Texas A&M-Kingsville (12/30/18)	3FG attempts	1	at UTEP (2/23/18)
Steals	5	at UTRGV (12/2/17)	FT made	5 (2x)	last Weber State (11/25/18)
Blocks	3 (2x)	last FIU (2/14/18)	FT attempts	6 (2x)	last at WKU (1/18/18)

CAREER STATS

			Total		3-Point		F-Throws		Rebounds											Scoring	
Season	gp-gs	min/avg	fg-fga	pct	fg-fga	pct	ft-fa	pct	off	def	tot	avg	pf	fo	ast	to	blk	stl	pts	avg	
2016-17	29-14	380/13.1	20-51	.392	0-0	.000	7-12	.583	41	34	75	2.6	42	0	7	23	9	11	47	1.6	
2017-18	30-6	416/13.9	17-56	.304	0-1	.000	18-32	.563	38	37	75	2.5	43	0	23	39	16	17	52	1.7	
2018-19	28-18	673/24.0	28-93	.301	0-0	.000	20-29	.690	45	72	117	4.2	62	0	43	45	18	32	76	2.7	
TOTAL	87-38	1469/16.9	65-200	.325	0-1	.000	45-73	.616	124	143	267	3.1	147	0	73	107	43	60	175	2.0	



TIJA HAWKINS

23 • SENIOR

Forward

tie-ZJAH

6'1"

Killeen, Texas

Shoemaker HS

BIOGRAPHY

Junior (2018-19)

Played in all 28 games with 26 starts ... averaged 12.7 points and 5.8 rebounds per game ... had career-high 26 points against Marshall ... set a career-high 12 rebounds against Texas A&M-Kingsville ... posted a career-high three steals in two games ... set a career-high three blocks at Florida Atlantic ... led the team in field goals made.

Sophomore (2017-18)

Started 16 of the 30 games she played ... Posted a 58.8 free throw percentage ... Averaged 5.3 rebounds per game ... Ranks 11th in offensive rebounds in C-USA ... Posted a double-double against Sul Ross State ... Finished fourth in points (224) and third in steals (17) at UTSA last season ... Scored a career-high 17 points against Sul Ross State.

Freshman (2016-17)

Appeared in 25 games off the bench, totaling 125 minutes of action ... averaged 0.8 points and 1.3 rebounds per outing ... made collegiate debut against Angelo State (Nov. 11) ... totaled a season-high five rebounds

against Texas A&M-Kingsville (Nov. 16), Rice (Feb. 16), FIU (Feb. 23) and Florida Atlantic (Feb. 25)...scored a season-high four points versus Texas A&M (Nov.11) for her first points as a Roadrunner and matched it with four points at UTEP (Jan.1)...chipped in three rebounds against Rice in the Conference USA Championship.

Prior to UTSA

Played prep career at Robert M. Shoemaker High School in Killeen, Texas ... two-year letter winner and starter at center for the Greywolves ... earned offensive player all-district and first team all-district honors in her final season at Shoemaker HS ... helped the Greywolves to a 13-11 record as a senior for a third place finish in district en route to an appearance at area in the playoffs.

Personal

Born on March 24, 1998 ... daughter of James Hawkins and Tiffany Thomas ... one brother, Isaiah ... majoring in communications.

CAREER HIGHS

Points	26	Marshall (2/2/19)	FG made	12	Marshall (2/2/19)
Rebounds	12	Texas A&M-Kingsville (12/30/18)	FG attempts	24	Marshall (2/2/19)
Assists	3	UT Arlington (11/15/17)	3FG attempts	1 (4x)	last at UTEP (2/23/19)
Steals	3 (2x)	last at Charlotte (1/24/19)	FT made	6	at Old Dominion (1/26/19)
Blocks	3	at FIU (2/7/19)	FT attempts	8	at Old Dominion (1/26/19)

CAREER STATS

Season	gp-gs	min/avg	Total		3-Point		F-Throws		Rebounds				Scoring						
			fg-fga	pct	fg-fga	pct	ft-fga	pct	off	def	tot	avg	pts	pf	fo	ast	to	blk	stl
2016-17	25-0	125/5.0	9-31	.290	0-0	.000	2-6	.333	11	22	33	1.3	11	0	2	11	3	1	20
2017-18	30-17	743/24.8	97-212	.458	0-1	.000	30-51	.588	77	78	155	5.2	59	0	15	38	20	17	224
2018-19	28-26	781/27.9	155-317	.489	0-3	.000	45-74	.608	72	89	161	5.8	67	4	8	48	14	28	355
TOTAL	83-43	1649/19.9	261-560	.466	0-4	.000	77-131	.588	160	189	349	4.2	137	4	25	97	37	46	599



KIARA SHOALS

24 • SENIOR

Forward

key-air-uh

5'10"

Foreman, Ark.

Texas Tech

BIOGRAPHY

Prior to UTSA

Transferred from Texas Tech ... played in 21 games and shot 42.9 percent from the field in only season with the Red Raiders ... played two season at Frank Phillips Junior College prior to Tech ... finished second in the Western Junior College Athletic Conference ... set the school record with 1,002 career points and broke the single-season points record (541) and steals (103) ... earned All-District honors all four years and 2A All-State three times... was the all-time leading scorer at Foreman High School with nearly 2,000 points scored and is the all-time leading rebounder.

Personal

Born on Mar. 20, 1998 ... daughter of Karanya Dudley and Gary Shoals ... sister to Kelton Stafford, Monica Shoals, Jaleighah Mack, Ladonna Dudley, and Len-equa Frazier ... majoring in university studies.





SHANNAN MITCHELL

25 • FRESHMAN

Forward

6'1"

South Holland, Ill.

Thornwood HS

BIOGRAPHY

Prior to UTSA

Three-time regionals champion ... Waubonsie HS Thanksgiving tournament MVP ... Montini HS all-tournament team ... led the team in scoring for two years and rebounding for three ... earned Rich South all-tournament team ... all-conference, all-state honorable mention and all-area her junior year.

Personal

Born on Nov. 29, 2000 ... daughter of John and Alfreda Mitchell ... has two brothers, DaiSahn and Rahsaan and two sisters, Tahsha and Essence ... majoring in business administration.





GRACE DANIELS

30 • JUNIOR

Forward

5'10"

Arlington, Texas

Weatherford College

BIOGRAPHY

Prior to UTSA

Transferred from Weatherford College ... earned honorable mention in conference ... two-time District 14-5A Offensive MVP ... McDonald's All-America nominee ... two-time all-region team ... Fort Worth Star-Telegram Super Team member ... broke the school record for most points in a game twice (34 and 52) ... also broke a school record in steals and points in a season ... two-time academic all-district.

Personal

Born on Dec. 30, 1998 ... daughter of Jerry and Tamiko Daniels ... sister to Jeremiah and Esther ... majoring in medical humanities.





ADRYANA QUEZADA

32 • FRESHMAN

Forward

ay-dre-on-uh kay-za-da

5'10"

Frisco, Texas

Lone Star HS

BIOGRAPHY

Prior to UTSA

Qualified for the regional semifinal game ... scored 15 points and seven rebounds per game ... played for Premier Basketball's "Team Lex", one of the top club teams in the country this past summer ... named to the 1,000 point club ... McDonald's All- American nominee.

Personal

Born on Aug. 6, 2001 ... daughter of Dilia and Abraham Quezada ... has two brothers, Xzar and Xzavier and two sister, Lena and Camilia ... majoring in engineering.





KARRINGTON DONALD

34 • JUNIOR

Guard

5'7"

Humble, Texas

Humble HS

BIOGRAPHY

Sophomore (2018-19)

Played in all 28 games with 26 starts ... averaged 7.9 points and 2.6 rebounds per game ... set a career-high 24 points against UTEP ... had a season-high six rebounds at North Texas ... posted a career-high nine assists against Utah State ... set a career-high four steals against Texas A&M-Kingsville ... had a career-high four 3-pointers in two games ... led the team in 3-pointers attempted and made and minutes played with 852.

Freshman (2017-18)

Saw action in 29 games, started four of those ... Roadrunner debut came at Arizona State (Nov. 12) ... averaged 4 points per game with a 28.3 field goal percentage ... posted a 26.6 3-point field goal percentage and a 42.9 free throw percentage ... named to the Conference USA Commissioner's Honor Roll.

Prior to UTSA

Four-year letter winner at Humble High School in Humble...recognized as the District 19-4A and Area

Newcomer of the Year as a freshman after putting up 22.3 points per game...tabbed District 21-5A Offensive Most Valuable Player as a sophomore...named to TABC All-Region Class 5A Region 3 Team both junior and senior years, in addition to receiving first-team all-district honors... led team to playoffs in sophomore and junior seasons...member of the National Honors Society.

Personal

Born Nov. 1, 1998 ... daughter of John Donald and Kim Perry...computer science major.

CAREER HIGHS

Points	24	UTEP (1/5/19)	FG attempts	22	UTEP (1/5/19)
Rebounds	8	UT Arlington (11/15/17)	3FG made	4 (2x)	UTEP (1/5/19)
Assists	9	Utah State (12/5/18)	3FG attempts	11 (2x)	UTEP (1/5/19)
Steals	4	Texas A&M-Kingsville (12/30/18)	FT made	5	Texas State (11/20/18)
Blocks	1 (3x)	last at Old Dominion (1/26/19)	FT attempts	6 (2x)	Texas State (11/20/18)
FG made	10	UTEP (1/5/19)			

CAREER STATS

Season	gp-gs	min/avg	Total fg-fga	pct	3-Point fg-fga	pct	F-Throws ft-fga	pct	Rebounds off	def	tot	avg	pf	fo	ast	to	blk	stl	Scoring pts	avg
2017-18	29-4	409/14.1	45-159	.283	21-79	.266	6-14	.429	7	30	37	1.3	24	0	37	47	0	7	117	4.0
2018-19	28-26	852/30.4	94-275	.342	21-92	.228	13-24	.542	19	53	72	2.6	60	0	81	92	3	21	222	7.9
TOTAL	57-30	1261/22.1	139-434	.320	42-171	.246	19-38	.500	26	83	109	1.9	84	0	118	139	3	28	339	5.9



MANDI COOKS

40 • REDSHIRT FRESHMAN

Forward

6'1"

McPherson, Kan.

McPherson HS

BIOGRAPHY

Freshman (2018-19)

Played in four games with one start ... out for the rest of the season due to injury ... averaged 1.5 points and 1.3 rebounds per game ... made collegiate debut and start against Concordia ... set a career-high five points against Concordia.

Prior to UTSA

Four-time league champion ... 2016 state qualifier ... 2017 state runner-up ... 2018 state champion ... three-time league first team.

Personal

Born on Sept. 25, 1999 ... daughter of Christina Cooks ... two sisters, Brianna and Cassie ... majoring in communications.



CAREER HIGHS

Points	5	Concordia Texas (11/6/18)	FG attempts	4	Concordia Texas	11/6/18
Rebounds	2 (2x)	vs UMBC (11/10/18)	3FG attempts	1	Concordia Texas	11/6/18
Assists	1	vs UMBC (11/10/18)	FT made	1	at Seton Hall (11/11/18)	
Blocks	1	Concordia Texas (11/6/18)	FT attempts	4	Concordia Texas (11/6/18)	
FG made	2	Concordia Texas (11/6/18)				

CAREER STATS

			Total		3-Point		F-Throws		Rebounds											Scoring	
Season	gp-gs	min/avg	fg-fga	pct	fg-fga	pct	ft-fga	pct	off	def	tot	avg	pf	fo	ast	to	blk	stl	pts	avg	
2018-19	4-1	38/9.5	2-8	.250	0-1	.000	2-6	.333	5	0	5	1.3	2	0	1	2	1	0	6	1.5	
TOTAL	4-1	38/9.5	2-8	.250	0-1	.000	2-6	.333	5	0	5	1.3	2	0	1	2	1	0	6	1.5	



KRISTEN HOLT

HEAD COACH

Third Season

Ohio, 1992

Record at UTSA: 16-42 (2 years)

Career Record: 79-129 (7 years)

BIOGRAPHY

Kristen Holt, former head coach at Colorado State and Radford, is in her third year leading the program at UTSA. She was named the ninth head coach in program history on Aug. 12, 2017.

Holt brings a bevy of experience at the highest levels of collegiate basketball to the program, including three years as the head coach at Colorado State (2008-12) and was tabbed the 2002 Big South Conference Coach of the Year during her season at Radford.

Holt spent three seasons as the associate head coach for the Roadrunners from 2013-17 and has assistant coaching experience at Colorado State (2007-08), Wichita State (2003-07), Radford (1995-2001) and Xavier (1993-94).

The Roadrunners are coming off a 2018-19 season that saw forward Marie Benson lead the conference with 10.7 rebounds per game, averaging a double-double with 15.2 points per game. She improved into an all-league performer, up from averages of 6.7 points and 5.3 rebounds per game as a freshman.

In her first season as head coach in 2017-18, Holt led a team that finished third in the conference in rebounding offense and offensive rebounds, as well as second in blocked shots. The Roadrunners finished the season with a 9-21 overall record and 6-10 in the C-USA. Holt guided UTSA to the second round of the conference tournament, which hadn't been done since the 2013-14 season.

Prior to serving as the head coach, she was the program's associate head coach from 2013-17.

As associate head coach, Holt oversaw all aspects of the

UTSA program from recruiting, scheduling opponents, film breakdown, scouting reports and guard development.

In 2016-17, she helped guide the Roadrunners to a league-leading defensive field-goal percentage of .385. UTSA also ranked second in C-USA in fewest turnovers and third in steals.

Holt was instrumental in leading the Roadrunners to the program's only two wins over nationally ranked opponents. The feat first happened during the 2014-15 campaign when UTSA edged No. 24 WKU by a score of 64-63. The Roadrunners upset No. 25 UTEP, 69-64, to end the 2015-16 regular season.

Holt has mentored several notable players during her tenure at UTSA, including Kamra King, who holds the program record for most starts at 118 and also ranks second with 240 steals and third with 1,367 career points.

The Roadrunners also have found success in the classroom, as the team has earned two consecutive C-USA Sport Academic Awards for the best team GPA in the league in 2016 and 2017.

Prior to her time at UTSA, Holt was the head coach at Colorado State from 2008-12. The Rams consistently moved up the Mountain West Conference (MWC) standings, including a 9-5 record and third-place finish in 2011-12, the highest MWC finish for CSU since 2003-04. Holt took over the head-coaching role at Colorado State following the 2007-08 season on an interim basis before having the interim tag removed following the 2008-09 season. Prior to being promoted to the interim head coach position, Holt spent the 2007-08 season as an assistant coach and recruiting coordinator for the Rams.

BACKGROUND

Education

Ohio, 1992- B.S. physical education
Ohio, 1993 - M.S. athletic administration

Coaching Background

Head coach, UTSA (2017-Present)
Associate head coach, UTSA (2013-17)
Head coach, Colorado State (2008-12)
Assistant coach, Colorado State (2007-08)
Assistant coach, Wichita State (2003-07)

Assistant coach, Radford (1995-01)
Assistant coach, Xavier (1993-94)

Year-by-Year Record

Radford (Interim) (2001-02)
2001-02..... 11-16
Record..... 11-16 (.407)

Colorado State (2008-12)
2008-09..... 10-21

2009-10..... 13-17
2010-11..... 14-16
2011-12..... 15-17
Record..... 52-71 (.423)

UTSA (2017-Present)
2017-18..... 9-21
2018-19..... 7-21
Record..... 16-42

Kim Mestdagh (first team), Sam Martin (second team) and Meghan Heimstra (Sixth Woman of the Year) each earned All-MWC recognition during Holt's final season in Fort Collins. In addition to her coaching duties, she organized Colorado State's High Hoops Club, a 90-member women's basketball booster club. Mestdagh is a current member of the Washington Mystics team, who were the 2019 WNBA Champions.

Prior to her tenure at Colorado State, Holt served on Jane Albright's staff at Wichita State from 2003-07. Holt assisted in all aspects of recruiting, scouting, film breakdown and the planning of summer basketball camps for the Shockers. Holt also coordinated the Shockers High Hoops Club and the Jane's Gems Kids Club.

Before her time in Wichita, Holt was an assistant coach at Radford from 1995-2001. In her first two seasons as an assistant, Radford won the Big South Conference Tournament and advanced to the NCAA Tournament. The Highlanders also placed second in the nation for team GPA in 2000-01. She was promoted to interim head coach during the 2001-02 season and earned 2002 Big South Conference Coach of the Year honors.

Holt began her coaching career at Xavier in 1993-94 and helped guide the Musketeers to a Midwestern Collegiate Conference Championship.

Holt entered the coaching ranks following a distinguished playing career at Ohio, where she was a four-year letterwinner,

two-year captain and part of the 1988 Mid-American Conference All-Freshman Team.

As a senior at Bath High School in Lima, Ohio, Holt was named first-team All-Ohio and the Class AA State Tournament MVP in 1987 after leading the Wildcats to the state title. Holt also was a 1987 AAU All-American.

She graduated from Ohio with a bachelor's degree in physical education in 1992 and completed her master's degree in athletic administration a year later.





ADAM ESSES

ASSISTANT COACH

Third Season

Bethany (Kan.), 2008

BIOGRAPHY

Adam Esses enters his third year as an assistant coach for the UTSA women's basketball program. Esses serves as the recruiting coordinator for the Roadrunners and works directly with the post players.

During his first two seasons at UTSA, Esses has helped mentor the development of the post players, highlighted by forward Marie Benson earning all-conference accolades after averaging 15.3 points and 10.7 rebounds per game as a junior. Benson's improvement under Esses was evident from the start, helping her develop from 6.7 points and 5.3 rebounds per game as a freshman.

In his first season in 2017-18, Esses helped the post players to top-three finishes in the league stats in rebounds offense and offensive rebounds, ranking second in blocked shots. UTSA advanced to the second round of the league tournament for the first time since 2013-14.

Esses comes to the Alamo City from Bethel College in North Newton, Kan., where he spent the last season as the Thresher's head women's basketball coach.

During his tenure at Bethel College, Esses helped the Thresher's finish ahead of preseason predictions, had seven student-athletes named Kansas Collegiate Athletic Conference (KCAC) Scholar-Athletes and two selected as National Association of

Intercollegiate Athletics (NAIA) Scholar-Athletes.

Prior to Bethel, Esses served as the head women's basketball coach and athletic director at Kaskaskia College (Ill.) for two years. He led Kaskaskia to two NJCAA District P (Division I) Tournament semifinal appearances and coached four all-region student-athletes and one All-American.

Esses also spent four years at Upper Iowa as an assistant women's basketball coach and recruiting coordinator. During his time with the Peacocks, Esses mentored two Northern Sun Intercollegiate (NSIC) all-conference selections and a NSIC Freshman of the Year. He also helped Upper Iowa garner success in the classroom with a 3.801 team GPA in 2014, which was best in the nation and honored by the Women's Basketball Coaches Association.

A native of Littleton, Colo., Esses holds a master's degree in education with emphasis in mathematics/science teaching from the Nebraska-Kearney, where he also served two years as a graduate assistant on the women's basketball team. Previously, Esses graduated from Bethany, where he earned a bachelor's degree in secondary math education and had his start with collegiate basketball.

Esses and his wife, Brittany have a son, Liam, and reside in San Antonio.



ELA MUKOSIEJ

ASSISTANT COACH

Fifth Season
Seton Hall, 2008

moo-COE-shay

BIOGRAPHY

One of the top players in Seton Hall history, Ela Mukosiej is in her fifth season as an assistant coach for UTSA. She works directly with UTSA's guards, while overseeing international recruiting and alumni relations.

In 2017-18, Mukosiej helped the Roadrunners earned the top spot in Conference USA in defensive rebounds, collecting 478 (26.6 per game). She also helped Tesha Smith rank fifth in the conference for rebounds.

In 2015-16, Mukosiej assisted Smith in emerging as one of the top post players in Conference USA averaging a league seventh-best 8.3 rebounds per game.

The Poland native came to the Alamo City having spent the past seven years playing professionally overseas. The Poland native concluded her career with the MKK Siedlce Team as she led the club to a 22-2 overall record and was an instrumental part of the team's success in becoming the top Polish League.

Her professional playing career landed her a spot on the Polish National Team in the summer of 2014. Prior to that, she played for AZS OPTeam Rzeszow, Tecza Leszno and Lotos Gdynia in

Poland, Eskilstuna Basket in Sweden and C.R.E.F. Hola Madrid in Spain.

Before playing professionally, Mukosiej played two seasons at Seton Hall where she was an honorable mention All-Big East selection during the 2006-07 season. That same year, she was tabbed to the Big East Honor Roll four times and was selected as the Junior Female Athlete of the Year and A Clutch Player by the program's coaching staff.

Mukosiej attended Jefferson College the two years prior to that and was named an NJCAA honorable mention All-American. She earned honorable mention all-region and all-region academic team accolades as a freshman.



STEPHANIE YOWELL

ASSISTANT COACH

Second Season

Northern Colorado, 2015

yow-uhl

BIOGRAPHY

Stephanie Yowell is in her second season as an assistant coach for the UTSA women's basketball program.

Yowell came to the Alamo City from Fresno State where she served as a graduate assistant from the 2016-18. While at Fresno State, the Bulldogs competed in back-to-back Mountain West Basketball Championships, including the 2017 championship game against Boise State.

Prior to Fresno State, Yowell competed for the BC Pharmaserv Marbug, which competes in the Bundesliga, Germany's top-flight professional league. She also played for the Net Scouts USA All-Star Team that traveled to China in the summer of 2015 and 2016.

The Casper, Wyo., native played for Northern Colorado under current Fresno State head coach Jaime White for three seasons. The four-year starter and two-time All-Big Sky selection holds school records for most career 20-point games (34) and single-season records for points (598) and blocks (75). During her senior campaign, she helped the Bears win 22 games and reach the third round of the WNIT.

The former Stephanie Lee earned a bachelor's degree in business finance from Northern Colorado in 2015 and a master's degree in sports administration from Fresno State in 2018.

She and her husband, Dilan, reside in San Antonio.



OLIVIA BOWER

DIRECTOR OF OPERATIONS

First Season

Ohio, 2019

BIOGRAPHY

Olivia Bower is in her first season as UTSA's director of operations, joining the Roadrunners coaching staff in Aug. 2019.

She is responsible for the oversight of travel arrangement, practice schedule, equipment and camp administration.

Before coming to the Alamo City, Bower played four years at Ohio University. During her career, the Bobcats qualified for the WNIT three times, including advancing to the quarterfinals in

2019, defeating conference foes WKU and Middle Tennessee during the tournament.

She holds the Conotton Valley High School scoring record with 1,753 career points

Bower earned her Bachelor of Science in civil engineering from Ohio University in 2019.



JOSEPHFRANK FOUDA

GRADUATE ASSISTANT

Second Season

UTSA, 2018

foo-daa

BIOGRAPHY

Joseph Frank "Jay" Fouda is in his second year as a graduate assistant with the UTSA women's basketball program.

Fouda was promoted to graduate assistant after serving as the video coordinator and student assistant for the men's and women's teams while completing his undergraduate degree.

Prior to joining UTSA, Fouda served in the United States Army for eight years. He played for the Army team in South Korea and Fort Hood, Texas.

Before joining the military, Fouda played forward for Glendale College in Glendale, Calif.

In 2015, Fouda volunteered as a youth head coach for the YMCA of Greater San Antonio. From 2013-2015, he served as a camp counselor for the UTSA men's basketball team during the summer.

The Cameroon native earned a bachelor's degree in history with a minor in athletic coaching from UTSA in May of 2018 and is working towards a master's in kinesiology.



GABE SANCHEZ

VIDEO COORDINATOR

First season

UTSA, 2017



TRE MITSUI

ASSISTANT ATHLETIC TRAINER

Second season

New Mexico, 2013

2019-20 ROADRUNNERS








OPPONENTS

2019-20 WOMEN'S BASKETBALL ROADRUNNERS

OPPONENT INFORMATION

OPPONENT	GAME INFO.	UNIVERSITY INFO.	HEAD COACH	2018-19 SEASON	SERIES HISTORY
	CONCORDIA TEXAS Nov. 6, 2019 • TBA San Antonio, Texas	TORNADOS Austin, Texas ASC athletics.concordia.edu	MATT WALLIS Austin College 1997 73-82 (at CTX 6 seasons) 94-159 (10 seasons overall)	8-17 (4-12) ASC Tourn.: N/A Postseason: N/A	UTSA LEADS 2-0 Streak: UTSA won 2 Last meeting: 11/6/18 UTSA 78, CTX 51
	INCARNATE WORD Nov. 11, 2019 • TBA San Antonio, Texas	CARDINALS San Antonio, Texas Southland Conference uiwcardinals.com	JEFF DOW Oregon, 1988 First season 258-192 (15 seasons overall)	5-24 (5-13) SLC Tourn.: N/A Postseason: N/A	UTSA LEADS 1-0 Streak: UTSA won 1 Last meeting: 11/30/14 UTSA 51, UIW 31
	TEXAS Nov. 14, 2019 • TBA Austin, Texas	LONGHORNS Austin, Texas Big 12 texassports.com	KAREN ASTON Little Rock, 1987 165-72 (at UT, 7 seasons) 266-135 (12 seasons overall)	23-10 (12-6) Big 12 Tourn.: Semifinal Postseason: NCAA First Round	TEXAS LEADS 9-0 Streak: UT won 9 Last meeting: 11/28/18 UT 98, UTSA 54
	UNIV. OF THE SOUTHWEST Nov. 18, 2019 • TBA San Antonio, Texas	MUSTANGS Hobbs, N.M. Red River Athletic Conf. (NAIA) uswathletics.com	DEVONTE BREWER Northwestern St. Paul, 2017 First Season	8-17 (5-13) RRAC Tourn.: N/A Postseason: N/A	First Meeting
	HAWAII Nov. 22, 2019 • TBA Honolulu, Hawaii	RAINBOW WAHINE Honolulu, Hawaii Big West hawaiiathletics.com	LAURA BEEMAN CSU San Bernardino, '92 117-101 (at UH, 7 seasons) Same	15-17 (10-6) BW Tourn.: Final Postseason: WNIT First Round	First Meeting
	UTAH Nov. 24, 2019 • TBA Honolulu, Hawaii	UTES Salt Lake City, Utah Pac-12 utahutes.com	LYNNE ROBERTS Seattle Pacific, 1997 72-54 (at Utah, 4 seasons) 293-229 (17 seasons overall)	20-10 (9-9) Pac-12 Tourn.: First Round Postseason: N/A	First Meeting
	UTRGV Nov. 30, 2019 • TBA Edinburg, Texas	VAQUEROS Edinburg, Texas Western Athletic Conf. goutrgv.com	LANE LORD Tabor, 1993 18-15 (at UTRGV, 1 season) 326-137 (15 seasons overall)	18-15 (10-6) WAC Tourn.: Final Postseason: WBI First Round	UTSA LEADS 20-7 Streak: UTSA won 1 Last meeting: 11/14/18 UTSA 61, UTRGV 58
	TEXAS STATE Dec. 4, 2019 • TBA San Marcos, Texas	BOBCATS San Marcos, Texas Sun Belt txstatebobcats.com	ZENARAE ANTOINE Colorado State, 1998 125-126 (at TXST, 8 seasons) Same	14-17 (9-9) SB Tourn.: Second Round Postseason: N/A	TXST LEADS 34-33 Streak: TXST won 2 Last meeting: 11/20/18 TXST 68, UTSA 60
	SAM HOUSTON STATE Dec. 8, 2019 • TBA San Antonio, Texas	BEARKATS Huntsville, Texas Southland Conf. gobearkats.com	RAVON JUSTICE USAO, 2004 16-13 (at SHSU, 1 season) 44-47 (3 seasons)	16-13 (11-7) SLC Tourn.: First Round Postseason: N/A	UTSA LEADS 33-17 Streak: SHSU won 2 Last meeting: 1/28/12 SHSU 67, UTSA 55
	TEXAS WESLEYAN Dec. 20, 2019 • TBA San Antonio, Texas	RAMS Fort Worth, Texas Sooner Athletic Conf. (NAIA) ramsports.net	STEVE TRACHIER Texas A&M-Commerce, 1979 23-36 (at TXWES, 2 seasons) Same	14-17 (11-10) SAC Tourn.: First Round Postseason: N/A	First Meeting
	TEXAS TECH Dec. 29, 2019 • TBA Lubbock, Texas	LADY RAIDERS Lubbock, Texas Big 12 texastech.com	MARLENE STOLLINGS Ohio, 1998 14-17 (at TTU, 1 season) 81-64 (9 seasons overall)	14-17 (4-14) Big 12 Tourn.: Quarterfinal Postseason: N/A	TTU LEADS 12-0 Streak: TTU won 12 Last meeting: 12/20/14 TTU 64, UTSA 48

OPPONENT	GAME INFO.	UNIVERSITY INFO.	HEAD COACH	2018-19 SEASON	SERIES HISTORY
	FLORIDA ATLANTIC Jan. 2, 2020 • TBA San Antonio, Texas	OWLS Boca Raton, Fla. Conference USA fausports.com	JIM JABIR Nazareth College, 1984 18-40 (at FAU, 2 seasons) 490-418 (31 seasons overall)	5-25 (2-14) C-USA Tourn.: First Round Post Season: N/A	UTSA LEADS 5-4 Streak: FAU won 1 Last Meeting: 2/9/19 FAU 86, UTSA 70
	FIU January 4, 2020 • TBA San Antonio, Texas	PANTHERS Miami, Fla. Conference USA fiusports.com	TIARA MALCOLM Delaware, 2005 18-69 (at FIU, 3 seasons) Same	5-24 (2-14) C-USA Tourn.: N/A Postseason: N/A	UTSA LEADS 6-5 Streak: FIU won 1 Last Meeting: 2/7/19 FIU 51, UTSA 40
	LOUISIANA TECH Jan. 9, 2020 • 6:30 p.m. Ruston, La.	LADY TECHSTERS Ruston, La. Conference USA latechsports.com	BROOKE STOEHR Louisiana Tech, '02 51-40 (at LA Tech, 3 seasons) 122-100 (8 seasons overall)	14-16 (6-10) C-USA Tourn.: First Round Postseason: N/A	LA TECH LEADS 11-4 Streak: UTSA won 1 Last Meeting: 2/16/19 UTSA 70, LA Tech 68
	SOUTHERN MISS Jan. 11, 2020 • TBA Hattiesburg, Miss.	LADY EAGLES Hattiesburg, Miss. Conference USA southernmiss.com	JOYE LEE-MCNELIS Southern Miss, 1984 248-224 (at USM, 16 seasons) 477-379 (29 seasons overall)	18-14 (9-7) C-USA Tourn.: First Round Postseason: WBI Second Round	USM LEADS 9-1 Streak: USM won 6 Last Meeting: 3/2/19 USM 72, UTSA 39
	UTEP Jan. 18, 2020 • TBA Feb. 20, 2020 • TBA	MINERS El Paso, Texas Conference USA utepminers.com	KEVIN BAKER North Texas, 2002 26-36 (at UTEP 2 seasons) 148-66 (7 seasons overall)	9-22 (5-11) C-USA Tourn.: 2nd round Postseason: N/A	UTSA LEADS 22-13 Streak: UTEP won 2 Last Meeting: 2/23/19 UTEP 77, UTSA 73
	NORTH TEXAS Jan. 23, 2020 • TBA San Antonio, Texas	MEAN GREEN Denton, Texas Conference USA meangreensports.com	JALIE MITCHELL North Texas, 2002 58-68 (at UNT, 4 seasons) Same	18-16 (7-9) C-USA Tourn.: 2nd round Postseason: WBI 4th round	UNT LEADS 16-11 Streak: UTSA won 2 Last Meeting: 1/12/19 UTSA 57, UNT 54
	RICE Jan. 25, 2020 • TBA San Antonio, Texas	OWLS Houston, Texas Conference USA riceowls.com	TINA LANGLEY West Alabama, 1996 82-49 (at Rice, 5 seasons) Same	28-4 (16-0) C-USA Tourn.: Champions Postseason: NCAA First Round	TIED 10-10 Streak: Rice won 2 Last Meeting: 3/7/19 Rice 72, UTSA 46
	UAB Jan. 30, 2020 • TBA Birmingham, Ala.	BLAZERS Birmingham, Ala. Conference USA uabsports.com	RANDY NORTON Iowa, 1986 117-73 (at UAB, 6 seasons) Same	26-7 (12-4) C-USA Tourn.: Second Round Postseason: WNIT Second Round	UAB LEADS 4-2 Streak: UAB won 2 Last Meeting: 1/19/19 UAB 59, UTSA 42
	MIDDLE TENNESSEE Feb. 1, 2020 • TBA Murfreesboro, Tenn.	BLUE RAIDERS Murfreesboro, Tenn. Conference USA goblueraiders.com	RICK INSELL Middle Tennessee, 1997 340-121 (at MT, 14 seasons) Same	23-11 (11-5) C-USA Tourn.: Final Postseason: WNIT Second Round	MT LEADS 6-0 Streak: MT won 6 Last Meeting: 1/17/19 MT 72, UTSA 52
	OLD DOMINION Feb. 6, 2020 • TBA San Antonio Texas	MONARCHS Norfolk, Va. Conference USA odusports.com	NIKKI MCCRAY-PENSON Tennessee, 1995 29-34 (at ODU, 2 seasons) Same	21-11 (10-6) C-USA Tourn.: Second Round Postseason: WNIT First Round	ODU LEADS 5-4 Streak: ODU won 2 Last Meeting: 1/26/19 ODU 72, UTSA 47
	CHARLOTTE Feb. 8, 2020 • TBA San Antonio, Texas	49ERS Charlotte, N.C. Conference USA charlotte49ers.com	CARA CONSUEGRA Iowa, 2001 144-104 (at Charlotte, 8 seasons) Same	18-13 (9-7) C-USA Tourn.: Second Round Postseason: WNIT First Round	CHARLOTTE LEADS 5-1 Streak: Charlotte won 5 Last Meeting: 2/24/19 Charlotte 66, UTSA 54

OPPONENT	GAME INFO.	UNIVERSITY INFO.	HEAD COACH	2018-19 SEASON	SERIES HISTORY
	MARSHALL Feb. 13, 2020 • TBA Huntington, W.Va.	THUNDERING HERD Huntington, W.Va. Conference USA herdzone.com	Tony Kemper Fort Hayes State, 2001 26-35 (at Marshall, 1 season) Same	17-15 (10-6) C-USA Tourn.: First Round Postseason: WBI Second Round	MARSHALL LEADS 2-4 Streak: Marshall won 1 Last Meeting: 2/2/19 Marshall 79, UTSA 72 (OT)
	WKU Feb. 15, 2020 • TBA Bowling Green, Ky.	LADY TOPPERS Bowling Green, Ky. Conference USA wkusports.com	GREG COLLINS Louisville, 1988 20-15 (at WKU, 1 season) Same	20-15 (11-5) C-USA Tourn.: Second Round Postseason: WNIT Third Round	WKU LEADS 4-2 Streak: WKU won 3 Last Meeting: 1/31/19 WKU 81, UTSA 62

Conference Breakdown (Non-conference)

ASC	1	Sooner Athletic Conference	1
Big 12	2	Southland Conference	2
Big West	1	Sun Belt	1
Pac-12	1	Western Athletic Conference	1
Red River Athletic Conference	1		



Conference USA Basketball Championships

The 2020 Conference USA Men's & Women's Basketball Championships will be hosted at Ford Center at The Star, in partnership with the University of North Texas, the Dallas Cowboys and Visit Frisco.

The 2020 edition of the Championship will feature the top twelve C-USA women's basketball teams competing for a title over four full days of exciting basketball action from March 11-14.

All 11 games of the women's championship will be played at Ford Center at the Star. The four teams with the best regular-season records in conference play will be seeded 1-4 and will earn a bye to advance directly to Thursday's quarterfinals.

Conference USA Women's Basketball Tournament Schedule

Ford Center at the Star • Frisco, Texas

Wednesday, March 11, 2019

6 p.m.	First Round - Game 1	ESPN+
6:30 p.m.	First Round - Game 2	ESPN+
8:30 p.m.	First Round - Game 3	ESPN+
9 p.m.	First Round - Game 4	ESPN+

Thursday, March 12, 2019

6 p.m.	Quarterfinals - Game 5	Stadium
6:30 p.m.	Quarterfinals - Game 6	Facebook
8:30 p.m.	Quarterfinals - Game 7	Stadium
9 p.m.	Quarterfinals - Game 8	Facebook

Friday, March 13, 2019

1 p.m.	Semifinals - Game 9	CBS Sports Network
3:30 p.m.	Semifinals - Game 10	CBS Sports Network

Saturday, March 14, 2019

7:30 p.m.	Championship Game	CBS Sports Network
-----------	-------------------	--------------------

(all times Central)



Conference USA Celebrates 25 Seasons

The 2019-20 academic year holds special meaning for Conference USA as the league embarks on a celebration of its 25th season. A reflection on a quarter-century of excellence in athletics, academics, community impact, and a commanding presence at the forefront of innovative initiatives all culminate in the conference's 25th anniversary on July 1, 2020. A league rich in history and tradition, C-USA has prided itself on upholding unwavering standards of success and integrity throughout the ever-changing landscape of collegiate athletics.

In conjunction with the year-long commemoration, C-USA announced its inaugural Hall of Fame class, highlighting 25 distinguished student-athletes, coaches and administrators who decorated the league's history and drove it to unprecedented heights. The names and faces of these C-USA legends, along with their storied careers, will be spotlighted throughout the 2019-20 academic year at conference championships and events. And to bring to life the 122,233 grandeur of this quarter-century milestone, the league also unveiled a special edition of the C-USA logo and its signature stark with a silver metallic finish to represent its 25th anniversary and the magnitude of its illustrious history.

C-USA hopes you will join in the celebration of those who laid the foundation, built the legacy and watched it expand, whether that be in competition, in the classroom, in the

community or behind the scenes.

To the C-USA family – to its members, student-athletes, fans and supporters, welcome to the 25th season.

Building the Next Generation of Great College Programs

Conference USA continues to compete and promote the success of its student-athletes. The league has adapted to the ever-changing landscape of collegiate athletics in its 25-year history, but the commitment to excellence, integrity, leadership and its student athletes in competition, academics and community is unwavering.

Conference USA enjoys a far-reaching fan base with its 14 members: Charlotte, FIU, Florida Atlantic, Louisiana Tech, Marshall, Middle Tennessee, North Texas, Old Dominion, Rice, Southern Miss, UAB, UTEP, UTSA and WKU.

Debuting in 1995, Conference USA teams have combined for 106 bowl appearances in football, 108 NCAA Tournament appearances in basketball, including three Final Fours, 73 NCAA baseball appearances including six College World Series berths, 92 NCAA soccer tournament appearances including four trips to the College Cup, and 40 individual national champions in track and field and cross country.

Success is not limited to athletic achievement as more than 242 Conference USA student-athletes have garnered Academic All-America

honors, and more than 794 have achieved academic all-district laurels and thousands of student-athletes have earned a college degree.

Conference USA sponsors competition in 19 sports – nine for men (baseball, basketball, cross country, football, golf, soccer, tennis, and indoor and outdoor track and field) and 10 for women (basketball, cross country, golf, soccer, softball, swimming and diving, tennis, indoor and outdoor track and field, and volleyball).

The league promotes the scholar-athlete ideal, honoring outstanding academic achievement with numerous conference-sponsored awards, including the Commissioner's Honor Roll and the Commissioner's Academic Medal as well as sport-specific All-Academic teams.

C-USA annually awards postgraduate scholarships, along with the Sport Academic Awards, Scholar-Athletes of the Year and the Institutional Academic Excellence Award. Additionally, Conference USA presents a Spirit of Service Award three times each year, recognizing student-athletes who excel on the field, in the classroom and give back to the community through significant service efforts and participation.

The conference's footprint is concentrated with 14 members in 10 states and a combined area population of more than 30 million. With a commitment to community involvement, the conference developed several initiatives

to maintain strong ties in C-USA cities, as well as with fans and alumni across the country. C-USA schools also place a priority on giving back to their communities through volunteer service with local and national organizations. Individually, student-athletes are recognized each season through the Spirit of Service award.

Success on the Playing Field

Conference USA performers have achieved great success in competition, placing the league among the top conferences in the nation.

Football

- 106 teams have earned bowl bids
- Eligible for the College Football Playoff
- Conference USA has six bowl affiliations for the 2019 season, as well as an additional secondary agreement. The Bad Boy Mowers Gasparilla (Tampa Bay), Cheribundi Boca Raton, New Mexico, R+L Carriers New Orleans, ServPro First Responder and either the SoFi Hawaii or DXL Frisco bowl are the primary tie-ins, along with the Walk-On's Independence Bowl in Shreveport, La.

Men's Basketball

- 137 postseason teams (56 NCAA, 50 NIT, 15 CBI, 14 CIT, 2 LV16)
- One National Championship title game appearance
- Three Final Four teams
- Seven Elite Eight NCAA Tournament teams
- One NIT Champion and five NIT semifinalists
- Two CBI Champions
- One CIT Championship
- Inaugural Las Vegas 16 Champion

Women's Basketball

- 54 NCAA Tournament appearances
- 68 WNIT appearances
- One Sweet 16 NCAA Tournament team
- Three WNIT semifinalists
- Two WBI Champions

Baseball

- 73 NCAA appearances
- Six College World Series appearances (2009, 2008, 2007, 2006, 2005 and 2001)
- 14 Super Regional appearances
- Has produced at least four NCAA teams in 10 of the past 15 seasons

In addition to the numerous NCAA Tournament berths, C-USA has sent three softball teams to the Women's College World Series and three volleyball teams to the NCAA Sweet 16. The league has also had 40 national champions in NCAA track and field competition, one national champion in diving, and numerous NCAA individual and team competitors in cross country, golf, swimming, tennis, and track and field. Overall, Conference USA teams and

individuals have made more than 2,000 NCAA appearances.

Success of the Field

C-USA institutions are among the nation's best in academic performance of student-athletes, bolstered by the fact that student-athletes at league schools have a higher graduation rate than the general student population. Among C-USA's 5,000 student-athletes, there are champions off the playing field as well. In 24 years, more than 40,000 student-athletes have been named to the Commissioner's Honor Roll or received the Commissioner's Academic Medal, indicative of outstanding achievement in the classroom. Honor Roll is awarded to student-athletes in Conference sponsored sports that have achieved a 3.0 cumulative GPA or above, while Academic Medal recipients have achieved a 3.75 cumulative GPA or above.

C-USA Multimedia Partners

C-USA enjoys significant exposure through various multimedia partners. Partnerships include CBS Sports Network, Stadium, NFL Network, ESPN and Facebook. The multi-tiered selection process that is rooted in partnering with all entities has substantially increased the number of national, regional and digital appearances for football, men's and women's basketball, and several other conference Olympic sports.

C-USA membership includes 10 institutions in the Top 75 television markets, seven in the Top 40 media markets and five in the Top 25 according to SNL Kagan. C-USA home markets include more than 13 million TV households with a total population of more than 30 million people.

CUSA.TV

Conference USA introduced CUSA TV in the fall of 2016. Powered by Sidearm Sports, CUSA TV includes live streaming of non-televised events, video on demand, specialty events, regular-season and championship event highlights, press conferences and feature stories. Available exclusively at CUSA.tv, it is one-stop online access to the league and each school has its own branded channel and URL.

C-USA in the Community

Conference USA values the performances of its student-athletes on and off the playing field. The league also places an emphasis on cultivating relationships in C-USA member communities through volunteer service and has implemented several initiatives designed to maintain strong ties within our communities, as well as with fans and alumni across the country. Individually, student-athletes are recognized each season through the Spirit of Service award.

Governance

Conference USA has significant representation in the NCAA governance structure. The presidents of the member institutions serve as the league's Board of Directors.

A Proud History

Conference USA was formed in 1995 and quickly emerged as one of the nation's top conferences. The conference unveiled its name, logo and commissioner April 24, 1995, in Chicago. The league's charter members were Charlotte, Cincinnati, DePaul, Houston, Louisville, Marquette, Memphis, Saint Louis, Southern Miss, Tulane, UAB and USF. Eleven of the institutions began athletic participation in 1995, while Houston joined competition in the fall of 1996.

The league's headquarters were established in Chicago and, after nine years, relocated to the current office in Irving, Texas. Britton Banowsky was named Commissioner in October 2002, succeeding Mike Slive, the league's first Commissioner. In October 2015, Judy MacLeod became the league's third Commissioner.

C-USA added East Carolina (September, 1996) and the United States Military Academy (March, 1997) as football members. ECU began league competition in 1997; Army in 1998 and UAB began football play in 1999. The league brought in TCU and ECU (1999) for all sports and they began competition in 2001. USF started C-USA football in 2003. Marshall, Rice, SMU, Tulsa, UCF and UTEP became full-time Conference USA members for all sports in 2005.

In 2013, charter member Charlotte returned to C-USA and was joined by new members FIU, Florida Atlantic, Louisiana Tech, Middle Tennessee, North Texas, Old Dominion and UTSA. WKU joined the league on July 1, 2014.





2018-19 YEAR-IN-REVIEW



2019-20 WOMEN'S BASKETBALL ROADRUNNERS

SCHEDULE & RESULTS

RECORD:	OVERALL	HOME	AWAY	NEUTRAL
ALL GAMES	7-21	6-10	1-10	0-1
CONFERENCE	2-14	1-7	1-7	0-0
NON-CONFERENCE	5-7	5-3	0-3	0-1

Date	Opponent	Score	Att.	High Points	High Rebounds
11/6/18	CONCORDIA TEXAS	W 78-51	360	(29)BENSON, Marie	(15)BENSON, Marie
11/10/18	vs UMBC	58-72 L	214	(17)BENSON, Marie	(7)HAWKINS, Tija
11/11/18	at Seton Hall	53-84 L	487	(13)BENSON, Marie	(8)KEKEC, Kourtney
					(8)BENSON, Marie
11/14/18	UTRGV	W 61-58	353	(19)BENSON, Marie	(8)HAWKINS, Tija
11/20/18	TEXAS STATE	60-68 L	538	(17)BENSON, Marie	(12)BENSON, Marie
11/23/18	IUPUI	50-58 L	276	(18)STEARNS, Ryann	(12)BENSON, Marie
11/25/18	WEBER STATE	W 66-59	333	(16)STEARNS, Ryann	(9)BENSON, Marie
11/28/18	at Texas	54-98 L	9495	(14)BENSON, Marie	(5)ELLMORE, Charlotte
12/5/18	UTAH STATE	56-62 L	344	(14)BENSON, Marie	(18)BENSON, Marie
12/15/18	SAN DIEGO	W 87-77	451	(22)BENSON, Marie	(14)BENSON, Marie
12/20/18	at UT Arlington	48-53 L	694	(16)HAWKINS, Tija	(16)BENSON, Marie
12/30/18	TEXAS A&M-KINGSVILLE	W 86-55	441	(26)BENSON, Marie	(15)BENSON, Marie
1/5/19	*UTEP	60-73 L	450	(24)DONALD, Karrington	(14)BENSON, Marie
1/10/19	*at Rice	54-85 L	679	(14)BENSON, Marie	(10)BENSON, Marie
1/12/19	*at North Texas	W 57-54	802	(22)BENSON, Marie	(11)BENSON, Marie
1/17/19	*MIDDLE TENNESSEE	52-72 L	550	(14)BENSON, Marie	(13)BENSON, Marie
				(14)DONALD, Karrington	
1/19/19	*UAB	42-59 L	460	(17)BENSON, Marie	(15)BENSON, Marie
1/24/19	*at Charlotte	54-66 L	905	(15)OMEMMAH, Evelyn	(5)DONALD, Karrington
1/26/19	*at Old Dominion	47-72 L	1928	(14)HAWKINS, Tija	(9)HAWKINS, Tija
1/31/19	*WKU	62-81 L	1200	(26)BENSON, Marie	(9)BENSON, Marie
2/2/19	*MARSHALL	72-79 Lot	480	(26)HAWKINS, Tija	(16)BENSON, Marie
2/7/19	*at FIU	40-51 L	643	(17)HAWKINS, Tija	(9)BENSON, Marie
					(9)HAWKINS, Tija
2/9/19	*at FAU	70-86 L	356	(18)HAWKINS, Tija	(13)BENSON, Marie
2/14/19	*SOUTHERN MISS	45-70 L	430	(10)STEARNS, Ryann	(10)HAWKINS, Tija
2/16/19	*LOUISIANA TECH	W 70-68	705	(20)BENSON, Marie	(10)HAWKINS, Tija
2/23/19	*at UTEP	73-77 L	832	(23)BENSON, Marie	(11)BENSON, Marie
3/2/19	*at Southern Miss	39-72 L	1171	(9)HAWKINS, Tija	(10)BENSON, Marie
				(9)BENSON, Marie	
3/7/19	*RICE	46-72 L	579	(10)KEKEC, Kourtney	(14)BENSON, Marie
				(10)HAWKINS, Tija	

* = Conference game

Attendance Summary	Games	Attend	Avg/Game
Home	16	7950	497
Away	11	17992	1636
Neutral	1	214	214
Total	28	26156	934

RECORD:	OVERALL	HOME	AWAY	NEUTRAL
ALL GAMES	7-21	6-10	1-10	0-1
CONFERENCE	2-14	1-7	1-7	0-0
NON-CONFERENCE	5-7	5-3	0-3	0-1

#	Player	gp-gs	min	avg	Total		3-Point		F-Throw		Rebounds				pf	dq	a	to	blk	stl	pts	avg
					fg-fga	fg%	3fg-fga	3fg%	ft-fa	ft%	off	def	tot	avg								
21	BENSON, Marie	27-22	803	29.7	146-408	.358	13-65	.200	106-159	.667	103	186	289	10.7	79	1	45	68	37	36	411	15.2
23	HAWKINS, Tija	28-26	781	27.9	155-317	.489	0-3	.000	45-74	.608	72	89	161	5.8	67	4	8	48	14	28	355	12.7
34	DONALD, Karrington	28-26	852	30.4	94-275	.342	21-92	.228	13-24	.542	19	53	72	2.6	60	0	81	92	3	21	222	7.9
11	STEARNS, Ryann	21-15	559	26.6	51-139	.367	21-61	.344	25-28	.893	25	42	67	3.2	46	1	48	35	4	21	148	7.0
01	OMEMMAH, Evelyn	15-0	245	16.3	34-67	.507	0-0	.000	14-26	.538	25	53	78	5.2	34	0	5	27	6	3	82	5.5
33	BENSON, Barbara	21-2	270	12.9	37-93	.398	6-19	.316	34-49	.694	21	32	53	2.5	41	1	21	32	2	22	114	5.4
20	KEKEC, Courtney	28-25	823	29.4	43-153	.281	6-49	.122	26-37	.703	30	66	96	3.4	86	7	87	94	5	27	118	4.2
00	ELLMORE, Charlotte	26-2	475	18.3	28-105	.267	15-66	.227	4-8	.500	4	37	41	1.6	21	0	35	32	1	13	75	2.9
15	TOTH, Timea	28-18	673	24.0	28-93	.301	0-0	.000	20-29	.690	45	72	117	4.2	62	0	43	45	18	32	76	2.7
13	COUSIN, Deja	15-3	105	7.0	10-34	.294	9-28	.321	4-7	.571	1	5	6	0.4	11	0	3	3	1	0	33	2.2
40	COOKS, Mandi	4-1	38	9.5	2-8	.250	0-1	.000	2-6	.333	5	0	5	1.3	2	0	1	2	1	0	6	1.5
Team											49	64	113					14				
Total.....		28	5624		628-1692	.371	91-384	.237	293-447	.655	399	699	1098	39.2	509	14	377	492	92	203	1640	58.6
Opponents.....		28	5624		722-1724	.419	154-515	.299	334-495	.675	366	734	1100	39.3	451	10	387	415	73	218	1932	69.0

TEAM STATISTICS	UTSA	OPP	Date	Opponent	Score	Att.
SCORING	1640	1932	11/6/18	CONCORDIA TEXAS	w 78-51	360
Points per game	58.6	69.0	11/10/18	vs UMBC	L 58-72	214
Scoring margin	-10.4	-	11/11/18	at Seton Hall	L 53-84	487
FIELD GOALS-ATT	628-1692	722-1724	11/14/18	UTRGV	w 61-58	353
Field goal pct	.371	.419	11/20/18	TEXAS STATE	L 60-68	538
3 POINT FG-ATT	91-384	154-515	11/23/18	IUPUI	L 50-58	276
3-point FG pct	.237	.299	11/25/18	WEBER STATE	w 66-59	333
3-pt FG made per game	3.3	5.5	11/28/18	at Texas	L 54-98	9495
FREE THROWS-ATT	293-447	334-495	12/5/18	UTAH STATE	L 56-62	344
Free throw pct	.655	.675	12/15/18	SAN DIEGO	w 87-77	451
F-Throws made per game	10.5	11.9	12/20/18	at UT Arlington	L 48-53	694
REBOUNDS	1098	1100	12/30/18	TEXAS A&M-KINGSVILLE	w 86-55	441
Rebounds per game	39.2	39.3	* 1/5/19	UTEP	L 60-73	450
Rebounding margin	-0.1	-	* 1/10/19	at Rice	L 54-85	679
ASSISTS	377	387	* 1/12/19	at North Texas	w 57-54	802
Assists per game	13.5	13.8	* 1/17/19	MIDDLE TENNESSEE	L 52-72	550
TURNOVERS	492	415	* 1/19/19	UAB	L 42-59	460
Turnovers per game	17.6	14.8	* 1/24/19	at Charlotte	L 54-66	905
Turnover margin	-2.7	-	* 1/26/19	at Old Dominion	L 47-72	1928
Assist/turnover ratio	0.8	0.9	* 1/31/19	WKU	L 62-81	1200
STEALS	203	218	* 2/2/19	MARSHALL	Lot 72-79	480
Steals per game	7.3	7.8	* 2/7/19	at FIU	L 40-51	643
BLOCKS	92	73	* 2/9/19	at FAU	L 70-86	356
Blocks per game	3.3	2.6	* 2/14/19	SOUTHERN MISS	L 45-70	430
ATTENDANCE	7950	18206	* 2/16/19	LOUISIANA TECH	w 70-68	705
Home games-Avg/Game	16-497	11-1636	* 2/23/19	at UTEP	L 73-77	832
Neutral site-Avg/Game	-	1-214	* 3/2/19	at Southern Miss	L 39-72	1171
			* 3/7/19	RICE	L 46-72	579

* = Conference game

Score by Periods	1st	2nd	3rd	4th	OT	Totals
UTSA	405	361	420	448	6	1640
Opponents	476	466	490	487	13	1932

2019-20 WOMEN'S BASKETBALL ROADRUNNERS

C-USA STATS ONLY

RECORD:	OVERALL	HOME	AWAY	NEUTRAL
ALL GAMES	2-14	1-7	1-7	0-0
CONFERENCE	2-14	1-7	1-7	0-0
NON-CONFERENCE	0-0	0-0	0-0	0-0

#	Player	gp-gs	min	avg	Total		3-Point		F-Throw		Rebounds				pf	dq	a	to	blk	stl	pts	avg
					fg-fga	fg%	3fg-fga	3fg%	ft-fta	ft%	off	def	tot	avg								
21	BENSON, Marie	15-12	453	30.2	71-215	.330	10-44	.227	56-88	.636	52	103	155	10.3	37	0	23	34	16	19	208	13.9
23	HAWKINS, Tija	16-16	457	28.6	93-208	.447	0-2	.000	27-45	.600	51	43	94	5.9	40	3	4	27	7	21	213	13.3
34	DONALD, Karrington	16-14	486	30.4	50-151	.331	14-55	.255	3-8	.375	12	28	40	2.5	31	0	35	54	2	10	117	7.3
01	OMEMMAH, Evelyn	15-0	245	16.3	34-67	.507	0-0	.000	14-26	.538	25	53	78	5.2	34	0	5	27	6	3	82	5.5
11	STEARNS, Ryann	13-9	334	25.7	27-86	.314	10-39	.256	6-6	1.000	12	22	34	2.6	29	1	34	16	2	14	70	5.4
33	BENSON, Barbara	9-1	116	12.9	14-37	.378	1-7	.143	17-25	.680	9	16	25	2.8	17	0	9	14	0	7	46	5.1
20	KEKEC, Kourtney	16-16	488	30.5	27-78	.346	4-27	.148	15-22	.682	13	28	41	2.6	57	6	55	64	3	16	73	4.6
00	ELLMORE, Charlotte	16-1	270	16.9	16-56	.286	11-40	.275	1-4	.250	1	24	25	1.6	15	0	15	20	1	7	44	2.8
15	TOTH, Timea	16-11	370	23.1	10-50	.200	0-0	.000	7-11	.636	18	35	53	3.3	36	0	24	26	11	17	27	1.7
13	COUSIN, Deja	3-0	6	2.0	1-4	.250	1-3	.333	0-0	.000	0	0	0	0.0	0	0	0	0	0	0	3	1.0
Team											23	26	49					7				
Total.....		16	3225		343-952	.360	51-217	.235	146-235	.621	216	378	594	37.1	296	10	204	289	48	114	883	55.2
Opponents.....		16	3225		422-970	.435	88-264	.333	205-298	.688	212	432	644	40.2	240	5	227	236	46	126	1137	71.1

TEAM STATISTICS	UTSA	OPP	Date	Opponent	Score	Att.
SCORING	883	1137	* 1/5/19	UTEP	L 60-73	450
Points per game	55.2	71.1	* 1/10/19	at Rice	L 54-85	679
Scoring margin	-15.9	-	* 1/12/19	at North Texas	W 57-54	802
FIELD GOALS-ATT	343-952	422-970	* 1/17/19	MIDDLE TENNESSEE	L 52-72	550
Field goal pct	.360	.435	* 1/19/19	UAB	L 42-59	460
3 POINT FG-ATT	51-217	88-264	* 1/24/19	at Charlotte	L 54-66	905
3-point FG pct	.235	.333	* 1/26/19	at Old Dominion	L 47-72	1928
3-pt FG made per game	3.2	5.5	* 1/31/19	WKU	L 62-81	1200
FREE THROWS-ATT	146-235	205-298	* 2/2/19	MARSHALL	Lot 72-79	480
Free throw pct	.621	.688	* 2/7/19	at FIU	L 40-51	643
F-Throws made per game	9.1	12.8	* 2/9/19	at FAU	L 70-86	356
REBOUNDS	594	644	* 2/14/19	SOUTHERN MISS	L 45-70	430
Rebounds per game	37.1	40.2	* 2/16/19	LOUISIANA TECH	W 70-68	705
Rebounding margin	-3.1	-	* 2/23/19	at UTEP	L 73-77	832
ASSISTS	204	227	* 3/2/19	at Southern Miss	L 39-72	1171
Assists per game	12.8	14.2	* 3/7/19	RICE	L 46-72	579
TURNOVERS	289	236	* = Conference game			
Turnovers per game	18.1	14.8				
Turnover margin	-3.3	-				
Assist/turnover ratio	0.7	1.0				
STEALS	114	126				
Steals per game	7.1	7.9				
BLOCKS	48	46				
Blocks per game	3.0	2.9				
ATTENDANCE	4854	7316				
Home games-Avg/Game	8-607	8-914				
Neutral site-Avg/Game	-	0-0				

Score by Periods	1st	2nd	3rd	4th	OT	Totals
UTSA	214	193	238	232	6	883
Opponents	274	269	280	301	13	1137

Opponent	Date	Score		00	01	11	13	15	20	21
				ELLMORE,CH	OMEMMAH,EV	STEARNS,RY	COUSIN,DEJ	TOTH,TIMEA	KEKEC,KOUR	BENSON,MAR
CONCORDIA TEXAS	11/6/18	78-51	W	4-2-4	DNP	4-4-2	8-2-1	3-6-0	2-4-2	29-15-1
vs UMBC	11/10/18	58-72	L	0-2-4	DNP	5-5-2	0-0-0	2-2-1	2-6-2	17-6-0
at Seton Hall	11/11/18	53-84	L	4-1-1	DNP	9-2-1	3-0-1	2-6-4	3-8-2	13-8-1
UTRGV	11/14/18	61-58	W	3-0-1	DNP	10-4-2	3-0-0	4-2-0	0-3-1	19-6-3
TEXAS STATE	11/20/18	60-68	L	5-0-3	DNP	5-7-3	6-1-0	2-3-0	7-3-1	17-12-3
IUPUI	11/23/18	50-58	L	3-0-1	DNP	18-2-1	0-0-0	9-2-2	1-4-2	13-12-4
WEBER STATE	11/25/18	66-59	W	2-1-3	DNP	16-7-2	0-1-0	11-7-0	0-7-6	11-9-2
at Texas	11/28/18	54-98	L	0-5-0	DNP	11-2-1	0-0-0	0-2-0	2-3-2	14-3-0
UTAH STATE	12/5/18	56-62	L	DNP	DNP	DNP	10-2-0	2-3-2	8-4-2	14-18-0
SAN DIEGO	12/15/18	87-77	W	DNP	DNP	DNP	0-0-1	2-8-1	8-4-4	22-14-8
at UT Arlington	12/20/18	48-53	L	0-1-1	DNP	DNP	0-0-0	8-9-4	5-5-4	8-16-0
TEXAS A&M-KINGSVILLE	12/30/18	86-55	W	10-4-2	DNP	DNP	0-0-0	4-14-5	7-4-4	26-15-0
UTEP	1/5/19	60-73	L	0-0-1	DNP	7-3-3	DNP	2-1-0	4-1-3	16-14-2
at Rice	1/10/19	54-85	L	0-1-3	13-4-0	3-3-0	3-0-0	0-3-1	3-3-3	14-10-1
at North Texas	1/12/19	57-54	W	0-1-2	2-4-0	DNP	DNP	4-7-1	10-2-3	22-11-0
MIDDLE TENNESSEE	1/17/19	52-72	L	1-0-2	4-5-0	DNP	DNP	1-6-3	3-2-1	14-13-1
UAB	1/19/19	42-59	L	0-2-0	3-6-0	DNP	DNP	2-5-4	2-3-7	17-15-0
at Charlotte	1/24/19	54-66	L	3-3-1	15-4-2	0-1-1	DNP	3-4-2	8-1-5	2-0-0
at Old Dominion	1/26/19	47-72	L	11-6-1	4-5-1	2-2-1	DNP	3-4-1	2-4-2	DNP
WKU	1/31/19	62-81	L	2-0-1	1-5-0	5-1-6	DNP	1-0-0	5-2-4	26-9-2
MARSHALL	2/2/19	72-79	L	0-0-0	4-1-0	2-1-2	DNP	1-1-1	3-2-4	16-16-5
at FIU	2/7/19	40-51	L	3-1-0	4-4-0	0-2-2	0-0-0	0-5-0	0-2-0	6-9-1
at FAU	2/9/19	70-86	L	3-0-0	4-11-0	9-3-4	0-0-0	0-5-0	6-6-5	14-13-3
SOUTHERN MISS	2/14/19	45-70	L	3-1-0	6-7-0	10-3-3	DNP	6-2-1	2-2-2	3-4-1
LOUISIANA TECH	2/16/19	70-68	W	12-5-2	6-5-0	7-4-3	DNP	2-2-1	0-1-5	20-6-2
at UTEP	2/23/19	73-77	L	3-2-1	8-4-0	10-5-6	DNP	2-2-3	11-3-10	23-11-2
at Southern Miss	3/2/19	39-72	L	0-3-0	2-5-0	7-4-2	DNP	0-4-3	4-6-1	9-10-1
RICE	3/7/19	46-72	L	3-0-1	6-8-2	8-2-1	DNP	0-2-3	10-1-0	6-14-2

Opponent	Date	Score		23	33	34	40
				HAWKINS,TI	BENSON,BAR	DONALD,KAR	COOKS,MAND
CONCORDIA TEXAS	11/6/18	78-51	W	14-4-0	5-4-1	4-5-4	5-2-0
vs UMBC	11/10/18	58-72	L	14-7-1	4-2-3	14-3-0	0-2-1
at Seton Hall	11/11/18	53-84	L	11-7-1	5-1-1	2-1-0	1-1-0
UTRGV	11/14/18	61-58	W	9-8-1	0-1-1	13-3-5	0-0-0
TEXAS STATE	11/20/18	60-68	L	8-6-1	3-2-0	7-2-2	DNP
IUPUI	11/23/18	50-58	L	2-7-0	0-1-0	4-2-0	DNP
WEBER STATE	11/25/18	66-59	W	12-5-0	2-1-0	12-2-0	DNP
at Texas	11/28/18	54-98	L	10-1-0	13-3-1	4-3-7	DNP
UTAH STATE	12/5/18	56-62	L	9-2-0	6-4-1	7-3-9	DNP
SAN DIEGO	12/15/18	87-77	W	18-4-0	19-5-4	18-0-6	DNP
at UT Arlington	12/20/18	48-53	L	16-4-0	9-1-0	2-3-6	DNP
TEXAS A&M-KINGSVILLE	12/30/18	86-55	W	19-12-0	2-3-0	18-5-7	DNP
UTEP	1/5/19	60-73	L	7-2-2	0-0-0	24-4-0	DNP
at Rice	1/10/19	54-85	L	13-3-0	DNP	5-2-4	DNP
at North Texas	1/12/19	57-54	W	10-7-0	DNP	9-6-1	DNP
MIDDLE TENNESSEE	1/17/19	52-72	L	13-4-0	2-1-0	14-1-4	DNP
UAB	1/19/19	42-59	L	16-2-0	0-1-0	2-2-2	DNP
at Charlotte	1/24/19	54-66	L	14-4-0	3-0-2	6-5-0	DNP
at Old Dominion	1/26/19	47-72	L	14-9-0	3-2-1	8-3-1	DNP
WKU	1/31/19	62-81	L	6-1-1	14-3-1	2-4-2	DNP
MARSHALL	2/2/19	72-79	L	26-10-0	8-10-4	12-1-5	DNP
at FIU	2/7/19	40-51	L	17-9-0	6-3-0	4-3-5	DNP
at FAU	2/9/19	70-86	L	18-7-0	10-5-1	6-1-3	DNP
SOUTHERN MISS	2/14/19	45-70	L	7-10-0	DNP	8-1-3	DNP
LOUISIANA TECH	2/16/19	70-68	W	17-10-1	DNP	6-4-2	DNP
at UTEP	2/23/19	73-77	L	16-4-0	DNP	0-1-0	DNP
at Southern Miss	3/2/19	39-72	L	9-5-0	DNP	8-1-1	DNP
RICE	3/7/19	46-72	L	10-7-0	DNP	3-1-2	DNP

2019-20 WOMEN'S BASKETBALL ROADRUNNERS

2018-19 Conference USA Final Standings

Team	Conference			Overall		
	W	L	Pct.	W	L	Pct.
Rice	16	0	1.000	28	4	0.875
UAB	12	4	0.750	26	7	0.788
Middle Tennessee	11	5	0.688	23	11	0.676
WKU	11	5	0.688	20	15	0.571
Old Dominion	10	6	0.625	21	11	0.656
Marshall	10	6	0.625	17	15	0.531
Charlotte	9	7	0.563	18	13	0.581
Southern Miss	9	7	0.563	18	14	0.563
North Texas	7	9	0.438	18	16	0.529
Louisiana Tech	6	10	0.375	14	16	0.467
UTEP	5	11	0.313	9	22	0.290
UTSA	2	14	0.125	7	21	0.250
FIU	2	14	0.125	5	24	0.172
Florida Atlantic	2	14	0.125	5	25	0.167

2018-19 Conference USA Final Statistics (Overall)

Category	Finish/Stat	Leader (Stat)
Scoring offense	13th/57.9	UAB (73.3)
Scoring defense	10th/68.4	Rice (52.8)
Scoring margin	12th/-10.4	Rice (12.9)
Free-throw pct.	12th/0.655	Rice (0.736)
Field-goal pct.	12th/0.367	Rice (0.466)
FG pct. defense	10th/0.416	Rice (0.349)
3-point field goals made	14th/3.2	UAB (8.8)
3-point field-goal pct.	14th/0.234	UAB (0.359)
3-point FG pct. defense	4th/0.301	UAB (0.273)
Rebounding offense	2nd/39.3	Rice (41.1)
Rebounding defense	11th/39.5	Middle Tennessee (30.8)
Rebounding margin	9th/-0.2	Rice (6.0)
Offensive rebounds	2nd/14.2	Old Dominion (14.7)
Defensive rebounds	9th/25.1	UAB (28.3)
Blocked shots	2nd/3.38	Rice (4.79)
Assists	6th/13.28	UAB (17.18)
Steals	6th/7.24	WKU (9.31)
Turnover margin	12th/-2.66	WKU (3.00)
Assist/turnover ratio	12th/0.75	UAB (1.53)

2018-19 All-Conference USA Team

First Team

Kierra Anthony, Louisiana Tech
 Shayna Gore, Marshall
 A'Queen Hayes, Middle Tennessee
 Terriell Bradley, North Texas
 Erica Ogumike, Rice
 Nancy Mulkey, Rice
 Shonte Hailles, Southern Miss
 Rachael Childress, UAB
 Dee Givens, WKU

Second Team

Laia Raventós, Charlotte
 Alex Johnson, Middle Tennessee
 Victoria Morris, Old Dominion
 Nicole Iademarco, Rice
 Deanna Kuzmanic, UAB
 Miyah Barnes, UAB
 Marie Benson, UTSA
 Raneem Elgedawy, WKU

All-Defensive Team

Laia Raventós, Charlotte
 Anisha George, North Texas
 Nancy Mulkey, Rice
 Ajah Wayne, Old Dominion
 Dee Givens, WKU

All-Freshman Team

Jazmin Harris, Charlotte
 Ce'Nara Skanes, FIU
 Taylor Sutton, Middle Tennessee
 Ajah Wayne, Old Dominion
 Meral Abdelgawad, WKU

Player of the Year

Erica Ogumike, Rice

Freshman of the Year

Taylor Sutton, Middle Tennessee

Defensive Player of the Year

Nancy Mulkey, Rice

Newcomer of the Year

A'Queen Hayes, Middle Tennessee

Sixth Player of the Year

Lauren Grigsby, Rice

Coach of the Year

Tina Langley, Rice

Coaches Circle


Tony Kemper, Marshall
 Rick Insell, Middle Tennessee
 Nikki McCray, Old Dominion

2018-19 All-Academic Team

Taylor Stahly, Louisiana Tech, Sr., 4.0 GPA
 Nicole Iademarco, Rice, Sr., 3.77 GPA
 Erica Ogumike, Rice, Jr., 3.86 GPA
 Megan Brown, Southern Miss, R-Sr., 3.8/3.975 GPA
 Deanna Kuzmanic, UAB, Sr., 3.945



RECORDS



2019-20 WOMEN'S BASKETBALL ROADRUNNERS

TEAM RECORDS

Most Points in a Game			
Game	113	vs. Schreiner	11/24/90
Most Points in a Season			
Season	2,392	in 30 games	1990-91
Most Points in a Half			
1st Half	63	vs. Texas Lutheran	11/5/10
2nd Half	62	vs. Oklahoma City	2/27/84
Most Points in a Quarter			
1st	32	vs. Howard Payne	12/15/15
2nd	35	vs. UTEP	1/21/17
3rd	28	vs. Howard Payne	12/15/15
4th	30	vs. Howard Payne	12/15/15
Fewest Points			
Game	30	at TCU	11/14/11
Half	10	at UT Arlington	1/27/97
Quarter	4 (2x)	last at Southern Miss	2/20/16
Season	1,455	in 28 games	2001-02
Highest Victory Margin			
	67 (105-38)	vs. Prairie View A&M	12/7/93
	67 (96-29)	vs. Prairie View A&M	2/10/83
Highest Loss Margin			
	57 (39-96)	at Texas Tech	12/2/98
Highest Scoring Average			
Season	79.7	in 30 games	1990-91
Lowest Scoring Average			
Season	51.9	in 28 games	2001-02
Most Field Goals Made			
Game	45	vs. Schreiner	11/24/90
Season	872		1983-84
Fewest Field Goals Made			
Game	8	at TCU	11/14/11
Season	516		2001-02
Most Field Goal Attempts			
Game	80	vs. Florida Atlantic	1/25/18
Season	2,069		2008-09
Fewest Field Goal Attempts			
Game	36	at Baylor	12/16/96
		vs. South Alabama	11/15/11
Season	1,367		1998-99
Highest Field Goal Percentage			
Game	.706	vs. Texas Southern	12/5/96
Season	.478 (800-1,675)	1984-85	
Lowest Field Goal Percentage			
Game	.133 (8-60)	at TCU	11/14/11

Season	.344 (549-1,596)		2011-12
Most Free Throws Made			
Game	33	vs. Oral Roberts	2/22/86)
		at Texas Tech	12/17/88
Season	531		1990-91
Fewest Free Throws Made			
Season	277		2015-16
Most Free Throw Attempts			
Game	45	vs. Texas State	12/22/13
Season	789		1990-91
Fewest Free Throw Attempts			
Game	3	vs. St. Mary's	2/14/84
		vs. St. Bonaventure	12/21/10
Season	427		1981-82
Highest Free Throw Percentage			
Game	.944 (17-18)	vs. UNT	1/22/96
Season	.726 (462-636)		2010-11
Lowest Free Throw Percentage			
Season	.619 (289-467)		1993-94
Most 3-point Field Goals Made			
Game	13	vs. Tulsa	1/5/09
		vs. Tulsa	3/11/14
Season	229		2008-09
Fewest 3-point Field Goals Made			
Season	47		1996-97
Most 3-point Field Goal Attempts			
Game	37	vs. UT Arlington	2/14/09
Season	698		2008-09
Most Rebounds			
Game	64	vs. Prairie View A&M	2/8/90
Season	1,441		2008-09
Fewest Rebounds			
Game	21	at UT Arlington	1/23/07
Season	863		1998-99
Most Assists			
Game	34	vs. Southwestern	11/22/83
		vs. Oklahoma City	2/27/84
Season	529		1981-82
Fewest Assists			
Game	1	at Creighton	2/10/87
Season	265		2011-12
Most Steals			
Game	32	at Hardin-Simmons	2/6/84
Season	373		1986-87

Fewest Steals

Season 163 1998-99

Most Blocked Shots

Game 16 vs. Texas Southern 12/28/15

Season 138 (2x) 2010-11, 2011-12

Fewest Blocked Shots

Season 22 1996-97

Most Turnovers

Game 38 vs. Sam Houston State 1/12/95

Season 679 1991-92

Fewest Turnovers

Game 5 vs. McNeese State 2/5/12

Season 420 1997-98

Most Fouls

Game 36 vs. Louisiana Tech 1/28/16

Season 653 1983-84

Fewest Fouls

Game 8 vs. Texas A&M-Corpus Christi 2/2/08

Season 471 2002-03

2019-20 WOMEN'S BASKETBALL ROADRUNNERS

INDIVIDUAL RECORDS

Points			
Game	41	by Tesha Smith vs. Florida Atlantic	2/25/17
Season	583	by Tammy Rogers	1990-91
Career	1,607	by Starlite Williams	1983-87

Scoring Average			
Season	20.7	by Starlite Williams	1986-87
Career	16.6	by Starlite Williams	1983-87

Field Goals Made			
Game	18	by Tesha Smith vs. Florida Atlantic	2/25/17
Season	229	by Starlite Williams	1986-87
Career	674	by Starlite Williams	1983-87

Field Goal Attempts			
Game	33	by Tammy Rogers vs. Alaska Anchorage	2/23/91
Season	482	by Tammy Rogers	1990-91
Career	1,305	by Starlite Williams	1983-87

Field Goal Percentage (min. attempts)			
Game (10)	.928 (13-14)	by Starlite Williams vs. Alabama	12/5/86
Season (200)	.657 (184-280)	by Margaret Martinovich	1984-85
Career	.566 (589-1,039)	by Margaret Martinovich	1981-85

Free Throws Made			
Game	17	by Amber Gregg vs. Texas State	2/26/11*
		by Monica Gibbs vs. Texas State	3/4/09*
Season	167	by Monica Gibbs	2008-09
		by Tammy Rogers	1990-91
Career	553	by Angel Singleton	1993-98*

Free Throw Attempts			
Game	24	by Monica Gibbs vs. Texas State	3/4/09*
Season	282	by Angel Singleton	1996-97
Career	811	by Angel Singleton	1993-98

Free Throw Percentage (min.)			
Game (10)	1.000 (12-12)	by Loryn Goodwin vs. Marshall	1/26/17
	1.000 (12-12)	by Whitney York vs. Central Arkansas	2/10/10
	1.000 (11-11)	by Starlite Williams vs. Nevada	11/29/86
Season (25)	.903 (28-31)	by Rhonda Hoffman	1983-84
Career (100)	.822 (259-315)	by Amber Gregg	2007-11*

3-point Field Goals Made			
Game	8	by Terrie Davis vs. Lamar	1/12/08
Season	82	by Terrie Davis	2007-08*
Career	200	by Amber Gregg	2007-11*

Consecutive 3-pointers Made			
9	by Nicole Dunson - 1 at UT Arlington (2/10/05); 3 vs. Texas State (2/12/05); 5 at Southeastern La. (2/17/05)		

3-point Field Goals Attempts			
Game	16	by Jordan Stark vs. UT Arlington	3/14/09
		by Simone Young at TCU	12/5/12
Season	224	by Terrie Davis	2007-08
Career	633	by Amber Gregg	2007-11

3-point Percentage (min.)			
Game (5)	.875 (7-8)	by Rosie Smith vs. Stephen F. Austin	1/8/98*
Season (75)	.441 (52-118)	by Nicole Dunson	2005-06
Career (150)	.419 (98-234)	by Nicole Dunson	2004-06

Rebounds			
Game	24	by Margaret Martinovich vs. A&M-Kingsville	11/27/81
Season	351	by Onika Anderson	2008-09
Career	990	by Monica Gibbs	2005-09

Rebound Average (min.)			
Season (25)	10.6 (26 games)	by Onika Anderson	2008-09
Career (50)	9.8 (59 games)	by Onika Anderson	2007-09

Assists			
Game	15	by Monica Gibbs vs. Huston-Tillotson	12/6/08*
Season	221	by Monica Gibbs	2008-09*
Career	693	by Monica Gibbs	2005-09*

Steals			
Game	9	by Rhonda Hoffman vs. Sam Houston State	1/27/84
Season	94	by Loryn Goodwin	2016-17
Career	281	by Starlite Williams	1983-87

Blocked Shots			
Game	8	by Alysse Davis vs. Huston-Tillotson	11/14/10
		by Kim Duncan vs. Texas State	1/24/85
Season	78	by Alysse Davis	2010-11*
Career	105	by Whitney Wright	2009-13

Games Played			
Career	123	by Monica Gibbs	2005-09

Double-Doubles			
Season	15	by Onika Anderson	2008-09
Career	31	by Monica Gibbs	2005-09

Triple-Doubles			
Season	3	by Monica Gibbs	2008-09
Career	3	by Monica Gibbs	2005-09

*Indicates Southland Conference record

Individual		
Most Points		
45	Kelia Shelton, Louisiana Tech	2/7/13
Field Goals		
16	Lisa Foss, Northern Illinois	2/22/91
	Kelia Shelton, Louisiana Tech	2/7/13
Free Throws		
18	Jennie Simms, Old Dominion	2/27/16
Free Throw Attempts		
21	Jennie Simms, Old Dominion	2/27/16
	Katrina Price, Stephen F. Austin	3/5/98
3-point Field Goals		
9	Carin Stites, Oklahoma	1/21/91
	Angela Branch, Louisiana-Monroe	12/30/93
Rebounds		
21	Kris Veatch, New Mexico State	1/23/88
	Yolanda Wilkerson, Texas State	12/24/96
Assists		
14	Amy Sheiron, Sam Houston State	2/18/99
Turnovers		
12	Lakeita Richardson, Sam Houston State	2/10/94
Blocked Shots		
8	Cheyenne Parker, Middle Tennessee	1/29/15
	Kianna Vines, Texas Southern	12/28/15
Steals		
11	Leslie Hale, Sam Houston State	2/11/95
Team		
Points Scored		
120	Texas	11/17/17
Points Scored in a Half		
66 (1st)	Houston	12/18/89
61 (2nd)	Texas	11/17/17
Points Scored in a Quarter		
35 (1st)	(2x) last by Seton Hall	11/11/18
30 (2nd)	WKU	1/31/19
30 (3rd)	(3x) last by Texas	11/28/18
32 (4th)	Texas	11/17/17
Fewest Points Scored		
37	Texas A&M-Corpus Christi	2/17/10
Fewest Points Scored in a Half		
8 (1st)	Prairie View A&M	12/3/96

Fewest Points Scored in a Quarter		
3 (1st)	Illinois State	11/27/15
Most Field Goals Made		
47	Houston	11/27/90
Fewest Field Goals Made		
7	Schreiner	11/15/09
Fewest Field Goals in a Half		
1	Prairie View A&M	12/3/96
	Schreiner	11/15/09
Most Field Goal Attempts		
90	Houston	11/27/90
Highest Field Goal Percentage		
67.8%	Stephen F. Austin (40-59)	1/8/00
Highest Field Goal Percentage in a Half		
72%	Baylor	12/16/96
Highest Field Goal Percentage in a Quarter		
1st	72.2% - Seton Hall	11/11/18
2nd	73.3% - Southern Miss	2/9/17
3rd	70.0% - Houston	12/19/16
4th	77.8% - Texas State	12/5/17
	- Louisiana Tech	2/18/16
Lowest Field Goal Percentage		
14%	Schreiner (7-50)	11/15/09
Most Free Throws Made		
33	Oral Roberts	2/22/86
	Texas Tech	12/17/88
Fewest Free Throws Made		
1	(5x) most recent by Texas State	1/28/09
Most 3-point Field Goals		
14	Middle Tennessee	2/2/17
Most 3-point Field Goal Attempts		
40	New Mexico State	12/31/90
Highest 3-point Field Goal Percentage		
66.7%	(4x) most recent by UAB (6-9)	1/31/15
Most Rebounds		
64	Prairie View A&M	2/8/90
	Louisiana-Monroe	12/30/93
Most Assists		
38	Northwestern State	2/20/93
Most Turnovers		
43	A&M-Commerce	1/12/87

Most Fouls		
36	Angelo State	1/11/82
Fewest Fouls		
7	McNeese State	2/19/94
Most Blocks		
13	Idaho	1/26/13
	Southern Miss	12/28/15
Most Steals		
31	Houston	11/27/90

2019-20 WOMEN'S BASKETBALL ROADRUNNERS

CAREER LISTS

Points		
Name	Yr.	Points
1. Starlite Williams	1983-87	1,607
2. Angel Singleton	1994-98	1,565
3. Margaret Martinovich	1981-85	1,480
4. Monica Gibbs	2005-09	1,460
5. Tisha Boldt	1986-91	1,379
6. Kamra King	2011-15	1,367
7. Tammy Rogers	1987-91	1,343
8. Michelle Martin	1989-93	1,192
9. Sharon Wilson	1985-89	1,173
10. Tesha Smith	2013-17	1,169

Scoring Average		
Name (Years)	Games	Avg
1. Starlite Williams (83-87)	97	16.5
2. Rosie Smith (97-99)	54	16.3
3. Valerie Wells (82-84)	54	15.3
4. Angel Singleton (93-98)	105	14.9
5. Nikki Hendrix (01-04)	78	14.4
6. Vivian Ewalefo (05-07)	60	14.1
Denise Forestier (90-92)	38	14.1
Karen Gaskin (88-90)	54	14.1
9. Tammy Rogers (87-91)	96	14.0
10. Margaret Martinovich (81-85)	108	13.7

Field Goals Made		
Name (Years)	Games	FG
1. Starlite Williams (83-87)	97	674
2. Margaret Martinovich (81-85)	108	589
3. Tisha Boldt (86-91)	111	561
4. Angel Singleton (93-98)	105	506
5. Kim Maxwell (81-84)	81	502
6. Monica Gibbs (05-09)	123	490
7. Sharon Wilson (85-89)	102	460
8. Tesha Smith (13-17)	116	456
9. Tammy Rogers (87-91)	96	451
10. Michelle Martin (89-93)	103	444

Field Goal Percentage (min. 200)		
Name (Years)	Games	FG%
1. Margaret Martinovich (81-85)	108	.567
2. Onika Anderson (07-09)	59	.527
3. Tesha Smith (13-17)	116	.521
4. Starlite Williams (83-87)	97	.516
5. Valerie Wells (82-84)	54	.514
6. Angel Singleton (93-98)	105	.511
7. Karen Gaskin (88-90)	54	.509
8. Tisha Boldt (86-91)	111	.505
9. Akunna Elonu (12-16)	110	.495
10. Kim Maxwell (81-84)	81	.479

Rebounds		
Name (Years)	Games	Reb
1. Monica Gibbs (05-09)	123	990
2. Tesha Smith (13-17)	116	800
3. Margaret Martinovich (81-85)	108	778
4. Angel Singleton (93-98)	105	730

5. Marie Benson (16-19)	81	680
6. Tisha Boldt (86-91)	111	675
7. Starlite Williams (83-87)	97	636
8. Akunna Elonu (12-15)	110	607
9. Michelle Martin (89-93)	103	590
10. Onika Anderson (07-09)	59	579

Rebounding Average		
Name (Years)	Games	Avg
1. Onika Anderson (07-09)	59	9.8
2. Ashleigh Franklin (09-11)	58	8.7
3. Marie Benson (16-19)	81	8.4
4. Monica Gibbs (05-09)	123	8.0
5. Vivian Ewalefo (05-07)	60	7.6
6. Valerie Wells (82-84)	54	7.4
7. Margaret Martinovich (81-85)	108	7.2
8. Angel Singleton (93-98)	105	7.0
9. Tesha Smith (13-17)	116	6.9
10. Keelah Williams (98-00)	52	6.6
Starlite Williams (83-87)	97	6.6

3-point Field Goals Made		
Name (Years)	Games	3-pt
1. Amber Gregg (07-11)	118	200
2. Terrie Davis (04-08)	118	195
3. Carlie Heineman (14-18)	105	192
4. Ashley Spaletta (11-15)	119	174
5. Kamra King (11-15)	121	128
6. Philicia Ross (90-94)	96	121
7. Jordan Stark (07-09)	53	111
8. Alysse Davis (08-11)	57	102
9. Nicole Dunson (04-06)	54	98
10. Rosie Smith (96-98)	54	94

Assists		
Name (Years)	Games	Asst
1. Monica Gibbs (05-09)	123	693
2. Tammy Rogers (87-91)	96	377
3. Rhonda Hoffman (83-87)	102	375
4. Sharon Wilson (85-89)	102	355
5. Joyce Howard (96-98)	53	333
6. Shelley Seale (81-83)	54	296
7. Kim Reed (01-05)	112	272
8. Karen Kroen (83-87)	73	263
9. Kim Maxwell (81-84)	81	259
10. Whitney York (2007-13)	96	249

Steals		
Name (Years)	Games	Steals
1. Starlite Williams (83-87)	97	281
2. Kamra King (11-15)	121	240
3. Michelle Martin (89-93)	103	227
4. Sharon Wilson (85-89)	102	223
5. Rhonda Hoffman (83-87)	102	222
6. Monica Gibbs (05-09)	123	207
7. Terrie Davis (04-08)	118	173
8. Tammy Rogers (87-91)	96	165
9. Ashley Spaletta (11-15)	119	153

10. Crystal Chidomere (14-18)	115	150
-------------------------------	-----	-----

Blocks		
Name	Games	Bk
1. Whitney Wright (09-13)	114	105
2. Alysse Davis (08-11)	57	98
3. Marie Benson (16-19)	81	94
4. Kim Duncan (83-85)	55	93
5. Starlite Williams (83-87)	97	88
6. Mantha Emory (93-95)	52	81
7. Tesha Smith (13-17)	116	72
8. Lacy Mingee (01-06)	113	70
9. Monica Gibbs (05-09)	90	69
Crystal Chidomere (14-18)	115	69

Games Played		
Name	Yrs.	Games
1. Monica Gibbs	2005-09	123
2. Kamra King	2011-15	121
3. Ashley Spaletta	2011-15	119
4. Terrie Davis	2004-08	118
Amber Gregg	2007-11	118
6. Katie Sandefur	2002-06	116
Tesha Smith	2013-17	116
8. Lacy Mingee	2001-06	115
Crystal Chidomere	2014-18	115
9. Whitney Wright	2009-13	114
10. Kim Reed	2001-05	112

Games Started		
Name	Yrs.	Starts
1. Kamra King	2011-15	118
2. Monica Gibbs	2005-09	113
3. Angel Singleton	1994-98	101
4. Terrie Davis	2004-08	99
5. Starlite Williams	1983-87	92
6. Tammy Rogers	1987-91	90
Tisha Boldt	1986-91	87
8. Amber Gregg	2007-11	86
9. Latifa Northern	1998-02	84
Whitney York	2008-13	84

Double-Doubles		
Name	Yrs.	DD
1. Monica Gibbs	2005-09	31
2. Marie Benson	2016-19	27
3. Onika Anderson	2007-09	23
Margaret Martinovich	1981-85	23
5. Angel Singleton	1994-98	20
Tesha Smith	2013-17	20
7. Ashleigh Franklin	2009-11	18
8. Tisha Boldt	1987-91	15
Starlite Williams	1983-87	15
10. Vivian Ewalefo	2005-07	14

2019-20 WOMEN'S BASKETBALL ROADRUNNERS

SINGLE-SEASON LISTS

Points		
Name (Years)	Games	Points
1. Tammy Rogers (90-91)	30	583
2. Starlite Williams (86-87)	26	538
3. Loryn Goodwin (16-17)	30	525
4. Monica Gibbs (08-09)	33	514
5. Starlite Williams (84-85)	28	493
6. Vivian Ewalefo (06-07)	30	480
7. Margaret Martinovich (82-83)	27	469
8. Valerie Wells (83-84)	27	452
9. Margaret Martinovich (84-85)	28	451
10. Onika Anderson (08-09)	33	448
Tesha Smith (16-17)	30	448

Scoring Average		
Name (Years)	Games	Avq
1. Starlite Williams (86-87)	26	20.7
2. Tammy Rogers (90-91)	30	19.4
3. Nikki Hendrix (03-04)	23	17.7
4. Starlite Williams (84-85)	28	17.6
5. Loryn Goodwin (16-17)	30	17.5
6. Margaret Martinovich (82-83)	27	17.4
7. Starlite Williams (84-85)	16	17.2
8. Rosie Smith (98-99)	26	17.0
9. Valerie Wells (83-84)	27	16.7
10. Angel Singleton (96-97)	26	16.2

Field Goals Made		
Name (Years)	Games	FG
1. Starlite Williams (86-87)	26	229
2. Starlite Williams (84-85)	28	204
3. Valerie Wells (83-84)	27	195
4. Onika Anderson (08-09)	33	192
5. Margaret Martinovich (82-83)	27	190
6. Kim Maxwell (83-84)	27	188
7. Tisha Boldt (84-85)	28	184
Margaret Martinovich (84-85)	28	184
9. Vivian Ewalefo (06-07)	30	183
10. Tammy Rogers (90-91)	30	180

Field Goal Percentage (min. 200)		
Name (Years)	FG-FGA	FG%
1. Margaret Martinovich (84-85)	184-280	.657
2. Starlite Williams (86-87)	229-390	.587
3. Margaret Martinovich (82-83)	190-332	.572
4. Karen Gaskin (88-89)	127-228	.557
5. Cindy Pavell (81-82)	177-324	.546
6. Tesha Smith (16-17)	166-305	.544
7. Kim Maxwell (83-84)	188-349	.539
8. Valerie Wells (83-84)	195-365	.534
9. Portia Matthews (90-91)	108-203	.532
Onika Anderson (08-09)	192-361	.532

Rebounds		
Name (Years)	Games	Reb
1. Onika Anderson (08-09)	33	351
2. Monica Gibbs (08-09)	33	309
3. Ryba Pawlaczyk (08-09)	33	297

4. Marie Benson (18-19)	28	289
5. Cindy Pavell (81-82)	27	271
6. Ashleigh Franklin (09-10)	30	268
7. Tisha Boldt (87-88)	30	262
8. Marie Benson (17-18)	27	249
9. Margaret Martinovich (82-83)	27	247
10. Monica Gibbs (07-08)	33	246

Rebounding Average		
Name (Years)	Games	Avq
1. Marie Benson (18-19)	28	10.7
2. Onika Anderson (08-09)	33	10.6
3. Cindy Pavell (81-82)	27	10.0
4. Monica Gibbs (08-09)	33	9.4
5. Marie Benson (17-18)	27	9.2
6. Margaret Martinovich (82-83)	27	9.1
Keelah Wilson (99-00)	28	9.1
8. Ryba Pawlaczyk (08-09)	33	9.0
9. Ashleigh Franklin (09-10)	30	8.9
10. Onika Anderson (07-08)	26	8.8

3-point Field Goals Made		
Name (Years)	Games	3-pt
1. Terrie Davis (07-08)	32	82
2. Amber Gregg (08-09)	29	73
3. Carlie Heineman (17-18)	28	69
Carlie Heineman (16-17)	30	69
5. Alysse Davis (10-11)	31	61
6. Jordan Stark (07-08)	31	56
Tammy Rogers (90-91)	30	56
8. Jordan Stark (08-09)	22	55
9. Terrie Davis (06-07)	30	54
10. Rosie Smith (97-98)	28	53

Free Throws Made		
Name (Years)	Games	Made
1. Tammy Rogers (90-91)	30	167
Monica Gibbs (08-09)	33	167
3. Loryn Goodwin (16-17)	30	163
4. Kamra King (13-14)	31	160
5. Angel Singleton (94-95)	26	149
6. Angel Singleton (96-97)	27	145
7. Whitney York (09-10)	29	138
8. Monica Gibbs (06-07)	29	136
9. Angel Singleton (97-98)	28	131
10. Amber Gregg (10-11)	29	125

Free Throw Percentage (min. 25)		
Name (Years)	FT-FTA	FT%
1. Rhonda Hoffman (83-84)	28-31	.903
2. Ashley Gardner (11-12)	25-28	.893
Nicole Dunson (04-05)	25-28	.893
4. Kim Maxwell (81-82)	22-25	.880
5. Rhonda Hoffman (85-86)	49-56	.875
6. Rosie Smith (97-98)	65-76	.855
7. Kim Maxwell (82-83)	22-26	.846
8. Terrie Davis (06-07)	65-77	.844
Jordan Stark (08-09)	27-32	.844

10. Kasia Kiejdrowska (16-17) 32-38 .842

Assists

Name (Years)	Games	A
1. Monica Gibbs (08-09)	33	221
2. Joyce Howard (97-98)	28	201
3. Monica Gibbs (07-08)	33	195
4. Tammy Rogers (90-91)	30	188
5. Shelley Seale (82-83)	27	173
6. Monica Gibbs (06-07)	29	139
7. Monica Gibbs (07-08)	33	138
8. Loryn Goodwin (16-17)	30	134
9. Joyce Howard (96-97)	25	132
10. Amber Follis (98-99)	26	128

Blocks

Name (Years)	Games	Bks
1. Alysse Davis (10-11)	31	78
2. Kim Duncan (84-85)	28	57
3. Ryba Pawlaczy (08-09)	33	56
4. Mantha Emory (94-95)	26	50
5. Whitney Wright (11-12)	29	48
6. Keelah Wilson (99-00)	28	41
7. Whitney Wright (12-13)	30	39
8. Marie Benson (18-19)	28	37
9. Kim Duncan (83-84)	27	36
Starlite Williams (86-87)	26	36

Steals

Name (Years)	Games	Stl
1. Loryn Goodwin (16-17)	30	94
2. Starlite Williams (86-87)	26	92
3. Joyce Howard (97-98)	28	79
4. Michelle Martin (91-92)	26	76
Michelle Martin (92-93)	26	76
6. Tammy Rogers (90-91)	30	74
7. Sharon Wilson (88-89)	26	71
8. Starlite Williams (83-84)	27	70
9. Valerie Wells (83-84)	27	69
Amber Prose (00-01)	28	69

Double-Doubles

Name	Games	DD
1. Onika Anderson (08-09)	33	15
2. Marie Benson (18-19)	27	14
3. Monica Gibbs (08-09)	33	12
Margaret Martinovich (82-83)	27	12
5. Marie Benson (17-18)	27	11
Ashleigh Franklin (09-10)	30	11
Monica Gibbs (06-07)	29	11
Cindy Pavell (81-82)	27	11
9. Keelah Wilson (99-00)	27	10
10. Tisha Boldt (90-91)	30	9
Valerie Wells (83-84)	27	9

2019-20 WOMEN'S BASKETBALL ROADRUNNERS

TOP-50 SCORERS

Top-50 Scorers


Rk	Player	Points	Games	Years
1.	Starlite Williams	1,607	97	1983-87
2.	Angel Singleton	1,565	105	1993-98
3.	Margaret Martinovich	1,480	108	1981-85
4.	Monica Gibbs	1,460	123	2005-09
5.	Tisha Boldt	1,379	111	1986-88, 89-91
6.	Kamra King	1,367	121	2011-15
7.	Tammy Rogers	1,343	96	1987-91
8.	Michelle Martin	1,192	103	1989-93
9.	Sharon Wilson	1,173	101	1985-89
10.	Tesha Smith	1,169	116	2013-17
11.	Amber Gregg	1,143	118	2007-11
12.	Nikki Hendrix	1,122	78	2001-04
13.	Kim Maxwell	1,081	81	1981-84
14.	Terrie Davis	1,052	118	2004-08
15.	Crystal Chidomere	1,035	115	2014-18
16.	Marie Benson	983	81	2016-19
17.	Whitney York	931	96	2007-13
18.	Lacy Mingee	898	115	2001-06
19.	Rosie Smith	879	54	1997-99
20.	Debbie Groves	877	101	1984-88
21.	Vivian Ewalefo	846	60	2005-07
22.	Valerie Wells	828	54	1982-84
23.	Onika Anderson	800	59	2007-09
24.	Ashley Spaletta	788	119	2011-15
25.	Katie Sandefur	782	116	2002-06
26.	Carlie Heineman	768	105	2014-18
27.	Karen Gaskin	764	54	1988-90
28.	Renda Churman	738	108	1997-01
29.	Latifa Northern	717	109	1998-02
30.	Ashleigh Franklin	682	58	2009-11
31.	Melinda Hausenfluke	680	108	1990-94
32.	Akunna Elonu	661	110	2012-16
	Rhonda Hoffman	661	102	1983-87
34.	Tiffany Williams	623	102	1990-94
35.	Tija Hawkins	599	83	2016-present
36.	Judy Jones	592	57	2009-12
37.	Dewella Holliday	589	55	2002-04
38.	Philcia Ross	578	96	1990-94
39.	Keelah Wilson	538	52	1998-00
40.	Denise Forestier	537	38	1990-92
41.	Tina Camacho	535	89	1981-83, 84-86
42.	Carmen Brockman	533	79	1989-92
43.	Loryn Goodwin	525	30	2016-17
44.	Whitney Wright	516	114	2009-13
45.	Ashley Gardner	506	51	2010-12
46.	Niaga Mitchell-Cole	504	95	2012-16
47.	Julie Rampley	503	58	2000-01, 02-03
48.	Jene Vanderbilt	501	97	1998-02
49.	Jordan Stark	497	53	2007-09
50.	Amy Alkek	490	53	1986-88

Top Single-Game Scoring Performances

1.	41	by Tesha Smith	vs. Florida Atlantic	2/25/17
2.	40	by Starlite Williams	vs. St. Mary's	12/16/86
3.	36	by Angel Singleton	vs. Northwestern State	2/1/97
4.	34	by Starlite Williams	vs. Minnesota	12/31/84
5.	33	by Ashleigh Franklin	vs. Sam Houston State	3/8/11
6.	32	by Rosie Smith	vs. Stephen F. Austin	1/8/98
	32	by Tammy Rogers	at Texas A&M	12/19/90
	32	by Amber Gregg	vs. Jacksonville State	11/28/09
9.	31	by Tammy Rogers	at UTPA	1/30/91
	31	by Starlite Williams	vs. Baylor	12/6/86
11.	30	by Starlite Williams	at Houston	12/3/86
	30	by Starlite Williams	vs. Rice	12/3/85
	30	by Kim Maxwell	vs. Oklahoma City	2/27/84
	30	by Rosie Smith	vs. Lamar	2/20/99



Starlite Williams
Points: 1,607
Games: 97
Average: 16.5
Years Played: 1983-87



Angel Singleton
Points: 1,565
Games: 105
Average: 14.9
Years Played: 1994-98



Margaret Martinovich
Points: 1,480
Games: 108
Average: 13.7
Years Played: 1981-85



Monica Gibbs
Points: 1,460
Games: 123
Average: 11.9
Years Played: 2005-09



Tisha Boldt
Points: 1,379
Games: 111
Average: 12.4
Years Played: 1986-91



Kamra King
Points: 1,367
Games: 121
Average: 11.3
Years Played: 2011-15



Tammy Rogers
Points: 1,343
Games: 96
Average: 13.9
Years Played: 1987-91



Michelle Martin
Points: 1,192
Games: 103
Average: 11.6
Years Played: 1989-93



Sharon Wilson
Points: 1,173
Games: 102
Average: 11.5
Years Played: 1985-89



Tesha Smith
Points: 1,169
Games: 116
Average: 10.1
Years Played: 2013-17



Amber Gregg
Points: 1,143
Games: 118
Average: 9.7
Years Played: 2007-11



Nikki Hendrix
Points: 1,122
Games: 78
Average: 14.4
Years Played: 2001-04



Kim Maxwell
Points: 1,081
Games: 81
Average: 13.3
Years Played: 1981-84



Terrie Davis
Points: 1,052
Games: 118
Average: 8.9
Years Played: 2004-08



Crystal Chidomere
Points: 1,035
Games: 115
Average: 7.1
Year Played: 2014-18

2019-20 WOMEN'S BASKETBALL ROADRUNNERS

TOP-50 REBOUNDERS

Top-50 Rebounders

Rk	Player	Rebounds	Games	Years
1.	Monica Gibbs	990	123	2005-09
2.	Tesha Smith	800	116	2013-17
3.	Margaret Martinovich	778	108	1981-85
4.	Angel Singleton	730	105	1993-98
5.	Marie Benson	680	81	2016-19
6.	Tisha Boldt	675	111	1986-88, 89-91
7.	Starlite Williams	636	97	1983-87
8.	Akunna Elonu	607	110	2012-16
9.	Michelle Martin	590	103	1989-93
10.	Onika Anderson	579	59	2007-09
11.	Debbie Groves	550	101	1984-88
12.	Tiffany Williams	544	102	1990-94
13.	Mannasha Bell	543	98	2011-15
14.	Tammy Rogers	513	96	1987-91
15.	Ashleigh Franklin	506	58	2009-11
16.	Katie Sandefur	473	116	2002-06
17.	Vivian Ewalefo	454	60	2005-07
18.	Crystal Chidomere	451	115	2014-18
19.	Lacy Mingee	447	115	2001-06
20.	Nikki Hendrix	435	78	2001-04
21.	Whitney Wright	419	114	2009-13
22.	Sharon Wilson	411	101	1985-89
23.	Valerie Wells	401	54	1982-84
24.	Judy Jones	392	57	2009-12
25.	Carmen Brockman	390	79	1989-92
26.	Ashley Spaletta	389	119	2011-19
	Kim Reed	389	112	2001-05
28.	Terrie Davis	387	118	2004-08
29.	Latifa Northern	381	109	1998-02
30.	Ryba Pawlaczyk	375	60	2007-09
	Renda Churman	375	108	1997-01
32.	Tija Hawkins	349	83	2016-present
33.	Keelah Wilson	342	52	1998-00
34.	Julie Rampley	335	58	2000-03
35.	Mantha Emory	334	52	1993-95
36.	Kim Maxwell	333	81	1981-84
37.	Annie Archambault	329	74	1991-94
38.	Melinda Hausenfluke	326	108	1990-94
39.	Denise Fritz	322	54	1981-83
40.	Karen Gaskin	311	54	1988-90
41.	Soonja Roberson	299	77	1995-98
42.	Dewella Holliday	290	55	2002-04
43.	Sonya Smith	289	49	1985-87
44.	Alysse Davis	283	57	2008-09, 10-11
45.	Lisa Smith	280	47	1995-97
46.	Ashley Gardner	274	51	2010-12
47.	Jene Vanderbilt	273	97	1998-02
48.	Cindy Pavell	271	27	1981-82
49.	Whitney York	266	96	2007-13
50.	Cori Cooper	264	92	2008-09, 10-13

Top Single-Game Rebounding Performances

1.	24	by Margaret Martinovich	vs. TAMUK (11/27/81)
2.	23	by Onika Anderson	vs. Sam Houston State (2/21/09)
3.	22	by Ashleigh Franklin	vs. Sam Houston State (2/20/10)
4.	20	by Cindy Pavell	vs. Texas Lutheran (12/1/81)
5.	19	by Akunna Elonu	at Florida Atlantic (1/23/16)
	19	by Ashleigh Franklin	at Sam Houston State (1/8/11)
	19	by Onika Anderson	vs. Texas State (1/26/08)
	19	by Vivian Ewalefo	vs. Lamar (1/6/07)
	19	by Keelah Wilson	vs. UT Arlington (12/30/99)
10.	18	by Marie Benson	vs. Utah State (12/5/18)
	18	by Ashleigh Franklin	vs. Houston (12/7/09)
	18	by Tammy Tilghman	vs. Iona (12/9/88)
12.	17	by Judy Jones	at Southeastern La. (02/08/12)
	17	by Richelle Parks	vs. UT Martin (12/19/05)
	17	by Margaret Martinovich	vs. Texas Southern (1/6/83)
	17	by Angel Singleton	vs. North Texas (1/22/96)
	17	by Vivian Ewalefo	vs. Northwestern State (3/3/06)
17.	16	by Marie Benson	vs. Marshall (2/2/19)
	16	by Marie Benson	at UT Arlington (12/20/18)
	16	by Cori Cooper	at Texas State (02/25/12)
	16	by Mannasha Bell	vs. Houston (12/04/11)
	16	by Niki Foster	vs. Sam Houston State (2/22/01)
	16	by Keelah Wilson	vs. Northwestern State (1/20/00)
	16	by Angel Singleton	vs. McNeese State (1/11/96)
	16	by Onika Anderson	vs. Northwestern State (1/19/08)
	16	by Onika Anderson	vs. Texas A&M-Corpus Christi (2/2/08)
	16	by Onika Anderson	vs. McNeese State (1/10/09)



Monica Gibbs
Rebounds: 990
Games: 123
Average: 8.0
Years Played: 2005-09



Tesha Smith
Rebounds: 800
Games: 116
Average: 6.9
Years Played: 2013-17



Margaret Martinovich
Rebounds: 778
Games: 108
Average: 7.2
Years Played: 1981-85



Angel Singleton
Rebounds: 730
Games: 105
Average: 6.9
Years Played: 1994-98



Marie Benson
Rebounds: 680
Games: 81
Average: 8.4
Years Played: 2016-19



Tisha Boldt
Rebounds: 675
Games: 111
Average: 6.1
Years Played: 1986-91



Starlite Williams
Rebounds: 636
Games: 97
Average: 6.6
Years Played: 1983-87



Akunna Elonu
Rebounds: 607
Games: 110
Average: 5.5
Years Played: 2012-16



Michelle Martin
Rebounds: 590
Games: 103
Average: 5.7
Years Played: 1989-93



Onika Anderson
Rebounds: 579
Games: 59
Average: 9.8
Years Played: 2007-09



Debbye Groves
Rebounds: 550
Games: 101
Average: 5.5
Years Played: 1984-88



Tiffany Williams
Rebounds: 544
Games: 102
Average: 5.3
Years Played: 1990-94



Mannasha Bell
Rebounds: 543
Games: 98
Average: 5.5
Years Played: 2011-15



Tammy Rogers
Rebounds: 513
Games: 96
Average: 5.3
Years Played: 1987-91



Ashleigh Franklin
Rebounds: 506
Games: 58
Average: 8.7
Years Played: 2009-11

2019-20 WOMEN'S BASKETBALL ROADRUNNERS

ALL-TIME VS RANKED OPPONENTS

All-Time vs. Ranked Opponents - By Date

Dec. 5, 1985	vs. No. 25 Houston	L, 52-63
Dec. 13, 1986	at No. 22 Texas Tech	L, 62-75
Jan. 9, 1988	at No. 25 Stephen F. Austin	L, 58-81
Dec. 19, 1988	vs. No. 19 Stephen F. Austin	L, 59-66
Nov. 22, 1997	vs. No. 19 Texas Tech	L, 44-57
Dec. 2, 1998	at No. 12 Texas Tech	L, 39-96
Dec. 30, 2001	vs. No. 19 Auburn	L, 50-73
Dec. 31, 2003	vs. No. 11 Kansas State	L, 45-75
Dec. 19, 2005	at No. 10 Arizona State	L, 64-78
Dec. 20, 2006	vs. No. 13 Purdue	L, 50-75
March 22, 2008	vs. No. 8 Texas A&M	L, 52-91
Nov. 16, 2008	at No. 24 TCU	L, 60-73
March 22, 2009	vs. No. 5 Baylor	L, 82-87 (OT)
Nov. 13, 2009	at No. 10 Texas	L, 60-71
Dec. 19, 2009	vs. No. 6 Florida State	L, 50-65
Nov. 19, 2010	vs. No. 23 TCU	L, 59-83
Nov. 15, 2014	vs. No. 9 Texas	L, 68-48
Jan. 24, 2015	vs. No. 24 WKU	W, 64-63
Nov. 14, 2015	at No. 11 Texas	L, 53-90
Dec. 13, 2015	at No. 17 Oklahoma	L, 80-41
March 3, 2016	vs. No. 25 UTEP	W, 69-64
Dec. 17, 2016	vs. No. 16 Texas	L, 43-76
Nov. 17, 2017	vs. No. 2 Texas	L, 70-120
Nov. 28, 2018	at No. 9 Texas	L, 54-98

2-22

All-Time vs. Ranked Opponents - By Rank

Nov. 17, 2017	vs. No. 2 Texas	L, 70-120
March 22, 2009	vs. No. 5 Baylor	L, 82-87 (OT)
Dec. 19, 2009	vs. No. 6 Florida State	L, 50-65
March 22, 2008	vs. No. 8 Texas A&M	L, 52-91
Nov. 28, 2018	at No. 9 Texas	L, 54-98
Nov. 15, 2014	vs. No. 9 Texas	L, 68-48
Dec. 19, 2005	at No. 10 Arizona State	L, 64-78
Nov. 13, 2009	at No. 10 Texas	L, 60-71
Dec. 31, 2003	vs. No. 11 Kansas State	L, 45-75
Nov. 14, 2015	at No. 11 Texas	L, 53-90
Dec. 2, 1998	at No. 12 Texas Tech	L, 39-96
Dec. 20, 2006	vs. No. 13 Purdue	L, 50-75
Dec. 17, 2016	vs. No. 16 Texas	L, 43-76
Dec. 13, 2015	at No. 17 Oklahoma	L, 80-41
Dec. 19, 1988	vs. No. 19 Stephen F. Austin	L, 59-66
Nov. 22, 1997	vs. No. 19 Texas Tech	L, 44-57
Dec. 30, 2001	vs. No. 19 Auburn	L, 50-73
Dec. 13, 1986	at No. 22 Texas Tech	L, 62-75
Nov. 19, 2010	vs. No. 23 TCU	L, 59-83
Nov. 16, 2008	at No. 24 TCU	L, 60-73
Jan. 24, 2015	vs. No. 24 WKU	W, 64-63
Dec. 5, 1985	vs. No. 25 Houston	L, 52-63
Jan. 9, 1988	at No. 25 Stephen F. Austin	L, 58-81
March 3, 2016	vs. No. 25 UTEP	W, 69-64

2-22

100-point Games

Score	Opponent	Date
113-89	Schreiner	11/24/90
113-91	Oklahoma City	2/27/84
106-65	Howard Payne	12/15/15
105-38	Prairie View A&M	12/7/93
100-62	St. Mary's	1/24/89
100-46	Southwestern	11/28/83

90-point Games

Score	Opponent	Date
99-93 (OT)	at Tulane	2/16/91
99-65	UTEP	3/1/86
99-73	Texas State	1/3/84
98-84	New Mexico State	12/31/90
97-76	UTEP	1/21/17
97-66	Florida Atlantic	2/25/17
97-89 (OT)	at Central Arkansas	2/11/09
96-78	Sam Houston State	1/29/91
96-29	Prairie View A&M	2/10/83
93-62	at Texas A&M-Corpus Christi	2/23/11
93-55	Huston-Tillotson	12/6/08
93-77	SMU	2/9/91
93-48	Texas A&M-Commerce	1/12/87
92-52	Nicholls	2/17/94
92-79	UTEP	2/11/84
92-56	Huston-Tillotson	1/29/83
92-57	Texas Lutheran	12/2/82
91-30	Texas Southern	12/5/96
90-89	Tulsa	3/11/14
90-89 (2OT)	vs. Miami (Ohio)	12/29/07
90-53	Southeastern Louisiana	3/3/01
90-41	Hardin-Simmons	2/20/84

Attendance Records

Date	Opponent	Results	Attendance
3/3/12	UT-Arlington	L, 75-65	2,611
2/7/04	McNeese State	W, 64-56 (OT)	2,311
1/27/96	Texas State	L, 78-57	2,021
2/9/91	SMU	W, 93-77	2,000
11/12/10	Our Lady of the Lake	W, 79-66	1,789
1/29/94	North Texas	L, 74-65	1,786
2/26/05	UT-Arlington	W, 48-46	1,736
2/24/07	A&M-Corpus Christi	W, 61-43	1,699
11/19/10	No. 23 TCU	L, 83-59	1,563
1/21/04	Texas State	L, 44-43	1,445



HISTORY

2019-20 WOMEN'S BASKETBALL ROADRUNNERS

YEAR-BY-YEAR RESULTS



Ginny DeHaven
1981-84
54-27 (.666)
Three seasons

1981-82 (16-11)

N 23	@ Texas State	W	89-69
N 25	Houston	L	44-59
N 27	Texas A&M-Kingsville #	W	82-69
N 28	UTEP #	W	72-62
N 29	UTRGV #	W	71-40
D 1	Texas Lutheran	W	80-62
D 3	@ Texas A&M	W	67-57
D 5	@ Baylor	L	65-69
D 11	Baylor	L	69-70
J 4	UT Arlington	W	56-55
J 9	Lamar	W	53-51
J 11	Angelo State	W	73-50
J 14	@ Lamar	L	59-71
J 19	@ Texas Lutheran	W	72-62
J 21	Texas A&M	L	51-60
J 23	Texas Woman's	W	71-51
J 25	Texas A&M-Kingsville	W	68-48
J 29	West Texas A&M ^	L	61-67
J 30	Southwestern ^	W	58-53
J 30	Texas A&M-Kingsville ^	W	75-62
F 4	@ Texas Woman's	W	60-48
F 5	@ North Texas %	L	67-77
F 6	Texas Woman's %	W	56-40
F 8	@ UT Arlington	L	50-75
F 16	@ SMU	L	57-76
F 19	@ Texas A&M	L	48-53
F 22	@ Houston	L	58-75

- Texas A&M-Kingsville Tournament

^ - Angelo State Tournament

% - North Texas Tournament

1982-83 (17-10)


N 22	@ Southwestern	W	67-56
N 24	Sam Houston State	W	67-52
N 29	@ Texas A&M	L	64-84
D 2	Texas Lutheran	W	92-57
D 6	Southwestern	W	62-43
D 10	Texas State	L	53-55
D 11	Hardin-Simmons	W	74-58
J 4	UT Arlington	W	56-30
J 6	@ Texas Southern	L	55-65
J 8	North Texas	W	78-60
J 10	Rice	W	68-53
J 12	@ Sam Houston State	W	59-29
J 17	@ Huston-Tillotson	W	89-51
J 19	@ Texas Lutheran	W	70-54
J 25	Houston	L (OT)	80-90
J 27	@ Prairie View A&M	W	72-26
J 29	Huston-Tillotson	W	92-56
F 2	SMU	W (OT)	67-66
F 5	@ Lamar	L	56-66

F 8	Texas	L	54-74
F 10	Prairie View A&M	W	96-29
F 14	@ Hardin-Simmons	W	81-66
F 15	@ Texas Tech	L	76-86
F 19	Texas Southern	L	73-80
F 22	@ Rice	W	75-65
F 23	@ Houston	L	67-75
F 26	Lamar	L	65-66

1983-84 (21-6, 7-1 OCAC)

N 22	@ Sam Houston State	W	79-55
N 28	Southwestern	W	100-46
D 1	@ Texas State	W	69-66
D 3	Texas Tech	L	64-72
D 5	Houston	L	66-68
D 7	@ Texas	L	45-90
D 12	@ Baylor	W	67-66
D 31	Missouri State	W	82-79
J 3	Texas State	W	99-73
J 5	Texas A&M	L	66-70
J 9	@ St. Mary's	W	75-58
J 17	@ Rice	W	76-55
J 18	@ Houston	L	73-80
J 21	@ Oral Roberts *	W	77-72
J 23	@ Oklahoma City *	W	85-78
J 27	Sam Houston State	W	88-47
F 2	@ Southwestern	W	71-66
F 4	West Texas A&M *	W	72-69
F 6	@ Hardin-Simmons *	W	88-71
F 11	UTEP *	W	92-79
F 14	St. Mary's	W	79-49
F 18	@ West Texas A&M *	L	54-69
F 20	Hardin-Simmons	W	90-41
F 25	Oral Roberts *	W	75-64
F 27	Oklahoma City *	W	113-91
F 29	Rice	W	73-72
M 3	@ UTEP *	W	72-68

* Oil Country Athletic Conference game



Bill MacLeay
1984-89
75-60 (.555)
Five seasons

1984-85 (18-10, 9-1 OCAC)

N 22	Missouri ^	L	70-86
N 23	Minnesota ^	L	57-60
N 24	Mississippi State ^	W	56-54
N 29	Texas State	W	66-59
D 1	Texas Southern	W	84-57
D 3	@ Rice	W	77-67
D 4	@ Houston	L	59-80
D 8	Southwestern	W	84-54
D 14	Idaho +	L	67-68
D 15	Louisiana Tech +	L	39-80
D 31	Minnesota &	L	72-86
J 4	UL-Monroe %	L	56-77

J 5	Hardin-Simmons %	W	83-64
J 8	@ Texas A&M	W	61-51
J 15	St. Mary's	W	72-64
J 19	Oral Roberts *	W	80-56
J 21	Oklahoma City *	W	76-67
J 24	@ Texas State	L (OT)	69-71
F 2	@ West Texas A&M *	L	67-83
F 4	@ Hardin-Simmons *	W	88-68
F 9	@ UTEP *	W	79-69
F 12	@ St. Mary's	W	68-47
F 16	West Texas A&M *	W	73-54
F 18	Hardin-Simmons *	W	78-61
F 23	@ Oral Roberts *	W	68-57
F 25	@ Oklahoma City *	W	66-65
M 2	UTEP *	W	78-52
M 9	West Texas A&M %	L	64-79

^ - Queen's Classic (Plainview)

+ - Hilton Inn Classic (Dallas)

& - Kangaroo Classic (San Diego, Calif.)

* - Oil Country Athletic Conference game

% - OCAC Championship (Abilene)

1985-86 (18-9)

N 26	@ Texas Southern	W	69-68
N 30	Texas State	W	72-58
D 3	Rice	W	81-67
D 5	(25) Houston	L	52-63
D 9	Baylor	W	62-58
D 16	@ Texas A&M-Kingsville	W	71-38
D 18	Creighton	W	71-69
J 4	Texas Southern	W	68-54
J 6	Texas A&M	W	57-54
J 10	vs. UTRGV ^	W	75-36
J 11	Sam Houston State	W	58-57
J 13	St. Mary's	W	74-55
J 18	Oral Roberts	L	54-60
J 22	@ Prairie View A&M	L	54-71
J 25	Southwestern	W	86-53
J 28	UTRGV	W	69-58
F 1	@ West Texas A&M	L	43-85
F 3	@ Hardin-Simmons	W	61-58
F 6	@ St. Mary's	W	73-67
F 8	@ UTEP	W	65-58
F 11	@ Texas State	L	66-69
F 13	Prairie View A&M	L	61-64
F 15	West Texas A&M	L	56-59
F 17	Hardin-Simmons	W	83-67
F 22	@ Oral Roberts	L	61-97
F 25	@ UTRGV	L	48-64
M 1	UTEP	W	99-65

1986-87 (18-8)

N 28	Oklahoma ^	L	62-67
N 29	Nevada ^	W	78-67
D 3	@ Houston	L	74-75
D 5	Alabama &	L	72-77
D 6	Baylor &	W	75-67
D 8	Texas State	W	77-66

D 10	@ SMU	L	61-66
D 13	@ (22) Texas Tech	L	62-75
D 16	St. Mary's	W	83-72
D 20	Stephen F. Austin	W	76-67
J 8	UT Arlington	W	67-43
J 10	Sam Houston State	W	66-38
J 12	Texas A&M-Commerce	W	93-48
J 15	North Texas	W	82-62
J 17	Texas A&M-Kingsville	W	79-43
J 21	@ UTRGV	W	66-41
J 26	St. Mary's	W	75-52
J 31	@ Tulane	W	69-66
F 2	@ New Orleans	L	63-77
F 5	UTEP	W	72-53
F 7	@ Sam Houston State	L	58-59
F 10	@ Creighton	L	65-73
F 16	@ Texas State	W	81-75
F 21	UTRGV	W	72-36
F 25	@ Baylor	W	63-57
F 28	@ UTEP	W	58-52

^ - Leggs Tournament (Las Cruces, N.M.)
& - Ladyjack Dial Classic (Nacogdoches)

1987-88 (12-16)

N 28	@ Oklahoma State ^	L	46-91
N 29	Prairie View A&M ^	W	85-52
D 1	Houston	L	65-69
D 4	Texas A&M &	L	58-69
D 5	UL-Lafayette &	W	72-66
D 8	Texas Tech	L	50-67
D 12	@ Arkansas	L	73-84
D 15	Baylor	W	50-46
D 19	St. Mary's	W	79-61
D 31	Pepperdine	W	57-51
J 7	@ Texas A&M-Commerce	W	64-50
J 9	@ (25) Stephen F. Austin	L	58-81
J 11	@ North Texas	L	59-74
J 14	Little Rock	W	76-71
J 16	New Orleans	L	55-83
J 20	Colorado State !	W	64-55
J 24	@ UW-Green Bay	W	62-57
J 25	@ Creighton	L	62-82
F 1	@ Texas State	L	62-84
F 3	@ SMU	L	58-81
F 6	UTEP	W	76-55
F 9	@ Little Rock	L	69-75
F 10	@ UMKC	L	62-79
F 15	@ UT Arlington	L	67-75
F 21	@ UTEP	W	59-58
F 23	@ New Mexico State	L	65-91
F 27	Oral Roberts	L	78-92
M 1	Texas State	W	81-67

^ - OSU Cowgirl Classic (Stillwater, Okla.)
& - Converse-Hampton Inn Lady Aggie Classic (College Station)
! - Played at HemisFair Arena

1988-89 (9-17)

N 25	Lamar ^	L	76-78
------	---------	---	-------

N 26	Prairie View A&M ^	W	62-44
D 2	South Alabama !	L	55-77
D 3	Arkansas !	L	57-75
D 5	Texas State	L	64-78
D 9	Iona &	W	88-58
D 10	@ Missouri &	L	68-89
D 17	@ Texas Tech	L	53-92
D 19	(19) Stephen F. Austin	L	59-66
J 2	Houston	L	63-71
J 6	@ UTEP	L	63-76
J 9	Arkansas	L	77-97
J 12	@ Wyoming	L	67-70
J 14	@ Colorado State	L	57-71
J 19	New Mexico State	W	58-57
J 21	Southeastern La.	L	59-70
J 24	St. Mary's	W	100-62
J 28	@ Oral Roberts	L	71-92
J 30	@ North Texas	L	59-80
F 2	Nicholls	W	59-54
F 4	UMKC	L	57-61
F 8	UTEP	W	64-60
F 18	@ Southeastern La.	L	63-71
F 20	@ Nicholls	W	72-64
F 27	@ Texas State	W	79-78
M 2	Creighton	W	82-80

^ - Sam Houston State Tourney (Huntsville)
! - SFA Dial Classic (Nacogdoches)
& - Mid-America Classic (Columbia, Mo.)



Mary Ann McLaughlin
1989-94
50-87 (.364)
Five seasons

1989-90 (12-16)

N 25	Schreiner	W	83-60
N 27	@ Lamar	L	68-90
D 2	Angelo State	W	77-74
D 3	@ Baylor	W	75-66
D 11	Texas Lutheran	W	88-54
D 16	Lamar	L	63-79
D 18	@ Houston	L	66-115
D 20	Texas Tech	L	65-82
D 29	@ Pepperdine ^	L	61-82
D 30	San Diego State ^	W	67-65
J 3	@ Texas State	L	61-75
J 8	@ UTEP	L	59-65
J 10	@ New Mexico State	L	55-89
J 13	Wyoming	L	59-68
J 17	Prairie View A&M	W	75-59
J 20	Nicholls	W	82-51
J 22	St. Mary's &	W	68-62
J 29	UMKC	L	54-57
F 1	Texas State	L	64-66
F 3	@ Southeastern La.	L	75-84
F 5	@ Nicholls	L	52-70
F 8	@ Prairie View A&M	L	64-71
F 12	@ UMKC	L	48-69

F 17	UTEP	L	64-69
F 22	Southeastern La.	W	86-84
F 24	UTRGV	W	86-70
F 28	@ UTRGV	W	80-58
M 3	North Texas	W	82-81

^ - Pepperdine Tournament (Malibu, Calif.)
& - Played at HemisFair Arena

1990-91 (18-12)

N 24	Schreiner	W	113-89
N 27	@ Houston	L	55-111
N 30	Wayland Baptist	L	64-73
D 4	@ UTEP	L	76-78
D 7	Duke ^	L	68-71
D 8	Baylor ^	L	76-91
D 17	@ Baylor	L	80-87
D 19	@ Texas A&M	L	69-84
D 31	New Mexico State	W	98-84
J 3	UT Arlington	W	83-69
J 5	Prairie View A&M	W	86-46
J 8	@ North Texas	W	84-75
J 10	Lamar	L	71-96
J 12	Nicholls	W	83-73
J 14	@ Sam Houston State	W	76-63
J 21	@ Oklahoma	L	86-93
J 26	Texas Southern	W	80-68
J 29	Sam Houston State	W	96-78
J 30	@ UTRGV	W	88-72
F 4	@ UT Arlington	W	69-63
F 7	@ Texas Southern	W	72-52
F 9	SMU	W	93-77
F 12	UTEP	W	86-61
F 16	@ Tulane	W (OT)	98-93
F 18	@ Nicholls	W	69-58
F 22	Northern Illinois &	L	73-103
F 23	@ Alaska Anchorage &	L	89-97
F 24	Northern Arizona &	W	79-75
F 28	UTRGV	W	70-51
M 2	Texas State	L	58-73

^ - SWT Jowers Jamboree (San Marcos)
& - Great Alaska Shootout (Anchorage, Alaska)

1991-92 (4-23)

N 22	Baylor	L	68-85
N 25	@ Oklahoma	L	70-102
N 30	@ UTRGV	L	57-80
D 6	SMU	L	56-59
D 11	Texas A&M	W	75-59
D 16	UTRGV	L	57-61
D 20	Pacific ^	L	57-75
D 21	Dartmouth ^	L	60-68
J 2	@ UT Arlington	L	71-76
J 4	@ North Texas	L	67-75
J 9	McNeese State	L	66-76
J 11	Nicholls	W	72-63
J 16	@ UL-Monroe	L	81-94
J 18	@ Northwestern State	L	69-81
J 23	Schreiner	W	84-63

2019-20 WOMEN'S BASKETBALL ROADRUNNERS

YEAR-BY-YEAR RESULTS

J 25	@ Texas State	L	54-56
J 30	Stephen F. Austin	L	50-77
F 1	Sam Houston State	L	52-55
F 6	@ Nicholls	L	62-67
F 8	@ McNeese State	L	66-93
F 10	UT Arlington	L	59-65
F 13	Northwestern State	L	60-64
F 15	UL-Monroe	L	75-81
F 22	Texas State	L	45-61
F 27	@ Sam Houston State	L	45-58
F 29	@ Stephen F. Austin	L	54-78
M 2	North Texas	W	65-62

^ - Santa Clara Classic (Santa Clara, Calif.)

J 27	UT Arlington *	L	52-70
J 29	North Texas *	L	65-74
F 3	Schreiner	W	74-49
F 5	@ Texas State *	L	43-78
F 10	@ Sam Houston State *	L	63-78
F 12	@ Stephen F. Austin *	L	49-77
F 17	Nicholls *	W	92-52
F 19	McNeese State *	L	68-72
F 24	@ North Texas *	L	53-66
F 26	@ UT Arlington *	L	69-76
F 28	Northwestern State *	L	56-71
M 2	UL-Monroe *	L	67-78

^ - Rice Classic (Houston)

* - Southland Conference game

D 30	UL-Lafayette	W	67-53
J 4	@ Stephen F. Austin *	L	58-89
J 6	@ Sam Houston State *	L	49-79
J 11	McNeese State *	L	55-57
J 13	Nicholls *	W	71-62
J 18	@ Northwestern State *	L	73-81
J 20	@ UL-Monroe *	L	65-82
J 22	North Texas *	L	77-84
J 27	Texas State *	L	57-78
F 3	Stephen F. Austin *	L	63-102
F 8	@ Nicholls *	W	71-66
F 10	@ McNeese State *	W	78-66
F 12	Sam Houston State *	L	65-90
F 15	UL-Monroe *	W	72-68
F 27	Northwestern State *	L	74-93
F 19	UT Arlington *	L	54-66
F 24	@ Texas State	L	52-67
F 29	@ UT Arlington *	L	56-70
M 2	@ North Texas *	L	67-87

^ - New Mexico Tournament (Albuquerque)

* - Southland Conference game

1992-93 (11-15, 6-12 SLC)

D 1	@ UTRGV	W	54-51
D 5	Texas A&M-Kingsville	W	73-46
D 9	UTRGV	W	50-47
D 12	@ Texas Southern	L	62-78
D 15	Texas Southern	W	76-63
D 17	@ UTEP	L	47-75
J 2	@ McNeese State *	L	61-72
J 4	@ Nicholls *	L	60-78
J 7	Stephen F. Austin *	L	63-96
J 9	Sam Houston State *	W	66-64
J 11	UTEP	L	32-54
J 16	Texas State *	L	48-78
J 21	@ Northwestern State *	L	52-80
J 23	@ UL-Monroe *	L	58-65
J 28	UT Arlington *	W	70-63
J 30	North Texas *	W	65-64
F 2	Schreiner	W	60-49
F 4	@ Sam Houston State *	W	70-54
F 6	@ Stephen F. Austin *	L	60-76
F 8	McNeese State *	W	63-59
F 13	@ Texas State *	L	43-96
F 18	UL-Monroe *	L	50-74
F 20	Northwestern State *	L	65-93
F 25	@ North Texas *	L	63-66
F 27	@ UT Arlington *	L	44-53
M 1	Nicholls *	W	58-42

* - Southland Conference game

1993-94 (5-21, 2-16 SLC)

N 27	Angelo State	L	60-66
D 3	Kent State ^	L	69-98
D 4	Eastern Illinois ^	L	51-59
D 7	Prairie View A&M	W	105-38
D 11	Texas A&M-Kingsville	L	44-63
D 15	Tarleton State	W	65-51
D 28	@ Northwestern State *	L (OT)	75-80
D 30	@ UL-Monroe *	L	47-84
J 5	@ Northern Arizona	L	47-70
J 8	Texas State *	L	48-72
J 14	Stephen F. Austin *	L	57-72
J 16	Sam Houston State *	L	61-66
J 20	@ McNeese State *	L	55-57
J 22	@ Nicholls *	W	64-48



Jeff Spivey

1994-96

15-37 (.288)

Two seasons

1994-95 (7-19, 2-16 SLC)

N 26	Midwestern State	L	54-76
N 30	@ UTRGV	W	67-60
D 3	Texas A&M-Kingsville	W	60-53
D 6	Schreiner	W	85-72
D 10	Baylor	L	55-71
D 17	vs. Tarleton State	W	59-56
D 22	@ Oral Roberts	L	52-62
J 2	Texas Southern	W	62-52
J 5	@ McNeese State *	L	47-83
J 7	@ Nicholls *	L	66-72
J 12	Sam Houston State *	L	72-88
J 14	Stephen F. Austin *	L	42-80
J 17	North Texas *	L	79-82
J 21	Texas State *	L	51-68
J 26	@ Northwestern State *	L	67-87
J 28	@ UL-Monroe *	L	65-83
F 2	Nicholls *	W	79-63
F 4	McNeese State *	L	63-75
F 9	@ Stephen F. Austin *	L	50-89
F 11	@ Sam Houston State *	L	50-73
F 13	UT Arlington *	W	64-62
F 16	@ Texas State *	L	44-72
F 23	UL-Monroe *	L	61-77
F 25	Northwestern State *	L	57-76
M 2	@ UT Arlington *	L	61-86
M 4	@ North Texas *	L	58-76

* - Southland Conference game

1995-96 (8-18, 4-14 SLC)

N 25	Texas A&M-Kingsville	W	59-56
N 28	Prairie View A&M	W	66-34
D 1	Iowa State ^	L	54-82
D 2	Air Force ^	L	69-71
D 5	@ TCU	L	58-78
D 9	UTRGV	L	70-72
D 20	Texas Southern	W	65-60



Terry Gray

1996-99

38-43 (.469)

Three seasons

1996-97 (14-13, 7-10 SLC)

N 22	Schreiner	W	82-43
N 23	UTRGV	W	53-39
N 26	@ UL-Lafayette	W	63-38
D 3	Prairie View A&M	W	67-31
D 5	Texas Southern	W	91-30
D 7	Howard Payne	W	87-69
D 16	@ Baylor	L	50-77
D 19	@ Air Force	L (OT)	47-51
D 30	Tulsa	L	68-81
J 2	Nicholls *	W	52-43
J 4	McNeese State *	L	60-62
J 9	@ Northwestern State *	W	66-64
J 11	@ UL-Monroe *	W	60-51
J 16	Sam Houston State *	L	47-51
J 18	Stephen F. Austin *	L	63-88
J 21	@ UT Arlington *	L	43-59
J 25	Texas State *	L	55-64
J 27	@ UTRGV	W	62-44
J 30	UL-Monroe *	W	64-57
F 1	Northwestern State *	W	74-64
F 6	@ McNeese State *	L	45-61
F 8	@ Nicholls *	L	43-52
F 15	@ Texas State *	L	50-57
F 17	@ Stephen F. Austin *	L	63-64
F 22	UT Arlington *	W	51-43
F 25	@ Sam Houston State *	W	66-57
M 5	UT Arlington %	L	41-70

* - Southland Conference game

% - Southland Tournament

1997-98 (18-10, 9-7 SLC)

N 15	UTRGV	W	69-46
N 22	(19) Texas Tech ^	L	44-57
N 23	Oklahoma ^	L	53-66
N 28	Hardin-Simmons	W	85-56
D 2	@ UTRGV	W	72-40
D 4	Schreiner	W	75-46
D 6	Louisiana-Lafayette	W	50-45
D 16	Texas Southern	W	80-37
D 19	Air Force &	W	70-47
D 20	UC Irvine &	W	54-48
J 3	@ Northwestern State *	W	88-76
J 5	@ UL-Monroe *	L (OT)	70-80
J 8	Stephen F. Austin *	L	71-84
J 10	UT Arlington *	L	51-58
J 17	@ Nicholls *	L	36-44
J 19	@ McNeese State *	L	44-49
J 24	Sam Houston State *	W	67-40
J 29	@ Texas State *	W	64-48
F 2	@ Sam Houston State *	W	67-40
F 5	Southeastern La. *	W	75-52
F 7	McNeese State *	W	68-55
F 12	@ Stephen F. Austin *	L	69-83
F 14	@ UT Arlington *	W	74-63
F 19	Northwestern State *	L	51-54
F 21	UL-Monroe *	W	72-70
F 26	Texas State *	W	71-58
M 4	Sam Houston State %	W (OT)	73-72
M 5	Stephen F. Austin %	L	81-88

^ - UTSA Classic

& - UTSA Holiday Tournament

* - Southland Conference game

% - Southland Tournament

1998-99 (6-20, 3-15 SLC)

N 14	UTRGV	L	71-77
N 18	UNLV	L	60-65
N 21	@ Tulsa	W	69-63
N 23	@ Oklahoma	L	40-80
D 2	@ (12) Texas Tech	L	39-96
D 18	Denver	W	58-52
D 19	Belmont	W	73-60
D 28	Fordham	L	48-49
D 30	UL-Monroe *	L	41-63
J 2	@ Lamar *	W	65-54
J 4	@ McNeese State *	L	45-47
J 7	UT Arlington *	L	47-61
J 9	Stephen F. Austin *	L	54-68
J 14	@ Nicholls *	L	56-70
J 16	@ Southeastern La. *	L	58-55
J 23	@ Texas State *	L	49-59
J 28	McNeese State *	L	67-75
J 30	Northwestern State *	L	51-65
F 4	@ UL-Monroe *	L	64-80
F 6	@ Northwestern State *	L	65-86
F 11	Southeastern La. *	W	60-52
F 13	Nicholls *	L	54-67
F 18	@ Sam Houston State *	L	58-70
F 20	Lamar *	L	65-70

F 25	@ UT Arlington *	L	52-53
F 28	Texas State *	W	73-64

* - Southland Conference game



Jeff Dow
1999-00
7-20 (.259)
One season

1999-2000 (7-20, 3-15 SLC)

N 19	Texas Southern	W	68-62
N 20	Harvard	L (OT)	67-69
N 24	UTRGV	L	61-68
N 26	@ UC Irvine	L	44-92
N 30	Houston Baptist	W	66-56
D 3	@ Texas A&M	L	48-78
D 7	@ UTRGV	W	58-48
D 11	Schreiner	W	76-50
D 19	Arizona State	L	35-70
D 28	@ Sam Houston State *	L (OT)	67-69
D 30	@ UT Arlington *	L	47-54
J 6	Southeastern La. *	W	83-60
J 8	@ Stephen F. Austin *	L	54-89
J 13	McNeese State *	L	53-70
J 15	Lamar *	W	51-49
J 20	@ Northwestern State *	L	46-62
J 22	@ UL-Monroe *	L	49-61
J 27	Stephen F. Austin *	L	47-82
J 29	Texas State *	W	66-65
F 3	UT Arlington *	L	42-60
F 5	Sam Houston State *	L	55-62
F 10	@ Nicholls *	L	57-77
F 12	@ Southeastern La. *	L	47-61
F 17	UL-Monroe *	L	56-70
F 19	Northwestern State *	L	61-64
F 26	@ McNeese State *	L	79-82
M 4	@ Texas State *	L	61-84

* - Southland Conference game



Rae Rippetoe-Blair
2000-13
216-173 (.555)
13 seasons

2000-01 (16-13, 13-7 SLC)

N 18	@ Arizona State	L	40-57
N 20	@ UNLV	L	41-57
N 24	UTEP ^	W	58-54
N 25	Idaho State ^	W	61-60
N 29	Houston	L	57-71
D 1	@ Texas A&M	L	54-67
D 7	UT Arlington *	W	66-49
D 9	Stephen F. Austin *	L	53-67
D 19	@ Texas Southern	L	39-47
D 28	@ McNeese State *	W	69-61
J 4	@ Southeastern La. *	W	56-41
J 6	@ Nicholls *	W	57-45

J 11	Lamar *	L	42-57
J 13	Sam Houston State *	W	72-47
J 18	@ UL-Monroe *	L	52-57
J 20	@ Northwestern State *	L	43-45
J 27	Texas State *	W	69-51
F 3	McNeese State *	W	86-62
F 8	@ Stephen F. Austin *	L	49-58
F 10	@ UT Arlington *	W	64-42
F 15	Northwestern State *	L	61-63
F 17	UL-Monroe *	W	65-42
F 19	@ Texas State *	W	73-50
F 22	@ Sam Houston State *	W	68-50
F 24	@ Lamar *	W	71-54
M 1	Nicholls *	L	63-69
M 3	Southeastern La. *	W	90-53
M 6	Lamar %	W	80-59
M 8	Stephen F. Austin %	L	32-49

^ - UTSA Classic

* - Southland Conference game

% - CenturyTel Southland Tournament

2001-02 (16-12, 15-5 SLC)

N 18	@ Houston	L	45-62
N 23	North Texas ^	L	57-64
N 24	Butler ^	W	67-48
D 2	@ Wichita State	L	46-69
D 5	Sam Houston State *	W	58-45
D 8	New Mexico	L	38-55
D 20	@ UT Arlington *	W	43-41
D 22	@ Stephen F. Austin *	L	44-58
D 28	San Diego &	L	42-91
D 30	(19) Auburn &	L	50-73
J 3	Lamar *	W	59-43
J 5	Nicholls *	W	53-40
J 7	Southeastern La. *	W	60-46
J 14	McNeese State *	W	69-56
J 19	@ Northwestern State *	L	44-56
J 21	@ UL-Monroe *	W	46-39
J 26	Stephen F. Austin *	L	47-62
J 28	UT Arlington *	W	51-48
F 2	@ Sam Houston State *	W	42-40
F 4	@ Lamar *	L	39-52
F 9	Northwestern State *	L	51-57
F 11	UL-Monroe *	W	63-37
F 14	@ McNeese State *	W	54-51
F 18	Texas State *	W	56-46
F 21	@ Southeastern La. *	W	64-57
F 23	@ Nicholls *	W	48-34
M 2	@ Texas State *	W	56-41
M 5	Southeastern La. %	L	63-66

^ - UTSA Classic

& Surf N' Slam Tournament (San Diego, Calif.)

* - Southland Conference

% - Southland Tournament

2002-03 (18-11, 17-3 SLC)

N 22	@ North Texas	L	66-82
N 25	Texas A&M-Corpus Christi	L	59-67
N 29	Alabama ^	L	55-61

2019-20 WOMEN'S BASKETBALL ROADRUNNERS

YEAR-BY-YEAR RESULTS

N 30	Wichita State ^	L	54-63
D 8	@ New Mexico	L	49-66
D 15	Oral Roberts &	L	43-47
D 16	Oklahoma State &	L	47-53
D 30	@ UT Arlington *	L	47-56
J 2	@ Northwestern State *	W	69-60
J 4	@ UL-Monroe *	L	53-62
J 9	Lamar *	W	57-42
J 11	Sam Houston State *	W	65-53
J 18	McNeese State *	W	65-54
J 22	Stephen F. Austin *	W	64-50
J 25	@ Texas State *	W	67-56
J 30	@ Southeastern La. *	W	63-46
F 1	@ Nicholls *	W	68-50
F 6	Northwestern State *	W	68-54
F 8	UL-Monroe *	W	69-59
F 13	@ Lamar *	W	56-50
F 15	@ Sam Houston State *	W	59-48
F 20	@ McNeese State *	W	45-41
F 22	Texas State *	W	63-56
F 27	@ Stephen F. Austin *	L	42-54
M 1	UT Arlington *	W	55-39
M 5	Southeastern La. *	W	49-38
M 7	Nicholls *	W	73-39
M 13	UL-Monroe %	W	60-56
M 15	Texas State %	L	56-68

^ - Hampton Inn Six Flags UTSA Classic
& - Fun in the Sun Shootout (Cancun, Mexico)
* - Southland Conference game
% - Southland Tournament

2003-04 (15-14, 10-6 SLC)

N 14	@ Texas Tech &	L	48-76
N 21	@ Texas A&M-Corpus Christi	L	48-57
N 23	@ Texas Southern	W	57-55
N 28	UTEP ^	W	52-49
N 29	Denver ^	L	55-58
D 5	@ Alabama	L	63-76
D 16	@ Southern Utah	L	73-82
D 19	@ UNLV	L	44-76
D 30	Alcorn State !	W	74-50
D 31	(11) Kansas State !	L	45-75
J 4	Santa Clara	W	59-47
J 10	@ UT Arlington *	L	47-55
J 15	@ Southeastern La. *	W	52-51
J 17	@ Nicholls *	W	56-42
J 21	Texas State *	L	43-44
J 24	Northwestern State *	L	64-71
J 29	@ Lamar *	W	61-46
J 31	Nicholls *	W	79-60
F 5	@ Stephen F. Austin *	L	59-64
F 7	McNeese State *	W (OT)	64-56
F 12	UL-Monroe *	L	62-69
F 14	@ Sam Houston State *	W	54-38
F 18	UT Arlington *	W	55-43
F 25	@ Texas State *	W	71-46
F 28	@ Northwestern State *	L	56-62
M 4	Lamar *	W	67-44

M 5	Southeastern La. *	W	60-41
M 9	McNeese State %	W	61-42
M 11	@ Northwestern State %	L	71-82
& - Preseason WNIT			
^ - UTSA Thanksgiving Classic			
! - Wells Fargo/UTSA New Year's Classic			
* - Southland Conference game			
% - Southland Tournament			

2004-05 (16-12, 10-6 SLC)

N 19	Texas A&M-Corpus Christi	L	44-66
N 22	@ Tulsa	L	62-80
N 26	Prairie View A&M ^	W	88-44
N 27	Seton Hall ^	L	59-60
N 30	@ Texas A&M	L	48-74
D 4	@ UTEP	W	54-50
D 12	Texas Southern	W	41-33
D 18	SMU &	L	46-66
D 19	UT-Martin &	W	75-59
D 30	Samford !	W	52-48
D 31	Quinnipiac !	W	73-55
J 6	@ UL-Monroe *	L	72-75
J 8	@ Northwestern State *	L	49-54
J 14	Nicholls *	W	58-53
J 20	@ McNeese State *	W	67-49
J 22	Northwestern State *	L	68-82
J 29	Southeastern La. *	W	75-64
F 3	Sam Houston State *	W (OT)	73-65
F 5	@ Lamar *	W	69-59
F 10	@ UT Arlington *	L	43-57
F 12	Texas State *	W	71-69
F 17	@ Southeastern La. *	W	60-40
F 19	@ Nicholls *	L	54-58
F 23	Lamar *	W	82-55
F 26	UT Arlington *	W	48-46
M 1	Stephen F. Austin *	W	56-44
M 3	@ Texas State *	L (OT)	58-61
M 7	@ Northwestern State %	L	48-51

^ - Hampton Inn/UTSA Thanksgiving Classic
& - Denver Pioneer Classic (Denver, Colo.)
! - Wells Fargo/UTSA New Year's Classic
* - Southland Conference
% - Southland Tournament

2005-06 (18-12, 11-5 SLC)

N 18	vs. West Virginia +	W	57-54
N 19	vs. Florida A&M +	W	71-61
N 22	Tulsa	L	41-63
N 25	Little Rock ^	W	52-44
N 26	New Mexico State ^	W	61-38
N 29	Texas A&M-Corpus Christi	L	44-56
D 2	vs. Louisiana Tech !	L	67-75
D 3	vs. Davidson !	W	75-69
D 19	@ (10) Arizona State	L	64-78
D 30	Buffalo &	L	62-73
D 31	Colorado State &	L	59-63
J 5	Southeastern La. *	W	75-56
J 7	McNeese State *	W	70-58
J 14	@ UL-Monroe *	L	61-62

J 19	@ Sam Houston State *	W (OT)	75-71
J 21	Stephen F. Austin *	W	66-48
J 26	Northwestern State *	W	73-65
J 28	UL-Monroe *	W	71-70
F 2	@ Nicholls *	W	67-57
F 4	@ Southeastern La. *	L	63-66
F 9	@ McNeese State *	L	57-62
F 11	@ Lamar *	W	53-50
F 16	UT Arlington *	W (OT)	68-67
F 18	Texas State *	L (OT)	71-73
F 23	@ Stephen F. Austin *	L	68-77
F 25	Sam Houston State *	W	72-52
M 3	@ Northwestern State *	W	69-58
M 6	Southeastern La. %	W	61-46
M 8	@ UT Arlington %	W (OT)	76-75
M 11	@ Stephen F. Austin %	L	48-56
+ - Golden Knight Classic (Orlando, Fla.)			
^ - UTSA Thanksgiving Classic			
! - Rice Invitational (Houston)			
& - Wells Fargo/UTSA New Year's Classic			
* - Southland Conference GAME			
% - Southland Tournament			

2006-07 (14-16, 9-7 SLC)

N 10	@ Texas Tech	L	58-66
N 12	@ SMU	L	49-78
N 17	@ UTEP	L	47-80
N 19	@ New Mexico State	L	63-69
N 24	Eastern Washington ^	W	77-67
N 25	Tulsa ^	L	57-61
D 2	@ Little Rock	L	48-65
D 8	Cal State Bakersfield	L	66-77
D 20	vs. (13) Purdue &	L	50-75
D 21	@ UNLV &	W	70-62
D 29	Memphis !	W	85-73
D 30	Kent State !	W	69-62
J 6	@ Lamar *	L	46-60
J 11	Central Arkansas *	W	66-59
J 13	Northwestern State *	W	55-38
J 20	Texas State *	L	64-76
J 23	@ UT Arlington *	L	38-67
J 27	@ Texas A&M-Corpus Christi *	L	69-71
F 1	Sam Houston State *	W	75-60
F 3	@ Stephen F. Austin *	W	61-55
F 8	@ Southeastern La. *	L (OT)	64-73
F 10	@ Nicholls *	W	66-60
F 15	UT Arlington *	L	52-68
F 17	@ Texas State *	L	60-63
F 22	McNeese State *	W	87-46
F 24	Texas A&M-Corpus Christi *	W	61-43
M 1	@ Sam Houston State *	W	65-48
M 3	Stephen F. Austin *	W	59-44
M 7	vs. Southeastern La. %	W	62-57
M 9	vs. UT Arlington %	L	52-70
^ - UTSA Thanksgiving Classic			
& - Duel in the Desert (Las Vegas, Nev.)			
! - Wells Fargo New's Year Classic			
* - Southland Conference game			
% - Southland Tournament (Katy)			

2007-08 (23-10, 12-4 SLC)

N 9	Huston-Tillotson	W	89-50
N 11	Belmont	W	77-65
N 18	Wichita State	W	68-60
N 23	New Orleans ^	W	60-46
N 24	Georgia Southern ^	W	72-52
N 29	@ Missouri State	W	63-59
D 1	@ Tulsa	L	56-78
D 14	@ FIU	L	57-68
D 20	vs. Virginia Tech &	L	59-84
D 21	@ Tulane &	L	42-76
D 29	Miami (Ohio) !	W (20T)	90-89
D 30	Weber State !	W	73-45
J 2	SMU	L	72-74
J 12	Lamar *	L	74-75
J 17	@ Central Arkansas *	W	76-49
J 19	Northwestern State *	W	68-62
J 24	UT Arlington *	W	76-53
J 26	@ Texas State *	W	81-68
F 2	Texas A&M-Corpus Christi *	W	65-56
F 7	@ Sam Houston State *	W	72-48
F 9	Stephen F. Austin *	W	75-62
F 14	@ Southeastern La. *	W	71-59
F 16	Nicholls *	W	82-41
F 21	@ UT Arlington *	W	63-46
F 23	Texas State *	L	79-85
F 28	@ McNeese State *	L	49-52
M 1	@ Texas A&M-Corpus Christi *	W	60-47
M 6	Sam Houston State *	W	76-51
M 8	@ Stephen F. Austin *	L	54-57
M 12	vs. Northwestern State %	W	80-56
M 14	vs. UT Arlington %	W	77-67
M 15	vs. Lamar %	W	65-56
M 22	vs. (8) Texas A&M \$	L	52-91

^ - UTSA Thanksgiving Classic
& - DoubleTree Tulane Classic (New Orleans)
! - Wells Fargo New's Year Classic
* - Southland Conference game
% - Southland Tournament (Katy)
\$ - NCAA Tournament (Baton Rouge, La.)

2008-09 (24-9, 14-2 SLC)

N 14	Texas A&M International	W	85-53
N 16	@ (24) TCU	L	60-73
N 21	@ Wichita State	L	51-54
N 23	@ Kansas State	L	51-80
N 28	North Texas ^	L	61-65
N 29	Arkansas State ^	L	59-73
D 6	Huston-Tillotson	W	93-55
D 19	vs. Oakland &	L	57-70
D 20	vs. Oral Roberts &	W	74-62
D 29	Colorado State !	W	67-58
D 30	High Point !	W	65-59
J 3	Rice	W	81-50
J 5	Tulsa	W	63-54
J 10	@ McNeese State *	W	61-50
J 14	Nicholls *	W	86-33
J 17	@ UT Arlington *	L	59-76
J 24	Texas A&M-Corpus Christi *	W	69-63

J 28	@ Texas State *	W	56-52
J 31	Lamar *	W	69-68
F 4	@ Sam Houston State *	W	67-62
F 7	Southeastern La. *	W	58-57
F 11	@ Central Arkansas *	W (OT)	97-89
F 14	UT Arlington *	L	60-69
F 18	@ Texas A&M-Corpus Christi *	W	72-54
F 21	Sam Houston State *	W	85-54
F 25	Northwestern State *	W	74-69
F 28	@ Lamar *	W	77-45
M 4	Texas State *	W	80-70
M 7	@ Stephen F. Austin *	W	65-51
M 11	vs. McNeese State %	W	71-52
M 13	vs. Northwestern State %	W	58-47
M 14	vs. UT Arlington %	W	74-63
M 22	vs. (5) Baylor \$	L (OT)	82-87
^ - Star Shuttle Thanksgiving Classic & - Cozumel Cup (Cozumel, Mexico) ! - Wells Fargo New's Year Classic * - Southland Conference game % - Southland Tournament (Katy) \$ - NCAA Tournament (Lubbock)			

2009-10 (16-14, 10-6 SLC)

N 13	@ (10) Texas	L	60-71
N 15	Schreiner	W	86-32
N 20	@ Charleston Southern !	W	75-73
N 21	@ C. of Charleston !	L	45-62
N 27	Navy ^	W	69-57
N 28	Jacksonville State ^	W	81-69
D 7	vs. Houston	L	53-74
D 19	vs. (6) Florida State &	L	50-65
D 20	vs. Arkansas &	W	71-55
D 21	vs. Kansas State &	L	55-59
D 29	Maine +	W	79-71
D 30	Louisiana Tech +	L	72-82
J 4	@ Rice	L	56-70
J 9	McNeese State *	W	68-61
J 13	@ Nicholls *	W	58-49
J 16	UT Arlington *	W	69-51
J 23	@ Texas A&M-Corpus Christi *	L	48-52
J 27	Texas State *	W	70-59
J 30	@ Lamar *	L	60-69
F 3	vs. Sam Houston State *	W	74-55
F 6	@ Southeastern La. *	W	61-49
F 10	Central Arkansas *	W	71-66
F 13	@ UT Arlington *	L	71-78
F 17	Texas A&M-Corpus Christi *	W	58-37
F 20	@ Sam Houston State *	L (20T)	72-73
F 24	@ Northwestern State *	W	50-48
F 27	Lamar *	L	63-66
M 3	Texas State *	W	58-55
M 6	Stephen F. Austin *	L	61-77
M 9	vs. UT Arlington &	L	63-68
! - Lowcountry Classic (Charleston, S.C.) ^ - UTSA Thanksgiving Classic & - Duel in the Desert (Las Vegas) + - UTSA New Year's Classic * - Southland Conference game			

% - Southland Tournament Game (Katy)

2010-11 (16-15, 11-5 SLC)

N 12	Our Lady of the Lake	W	79-66
N 14	Huston-Tillotson	W	87-47
N 19	(23) TCU	L	59-83
N 21	SMU	L	47-69
N 26	Tulsa ^	W	87-67
N 27	Davidson ^	L	60-69
D 1	@ Texas Tech	L	43-83
D 7	@ Houston	L	59-71
D 16	@ LSU	L	41-74
D 20	Kansas State !	W	72-55
D 21	St. Bonaventure !	L	37-46
D 28	at San Diego State +	L	52-72
D 30	vs. Drexel +	L	37-64
J 8	@ Sam Houston State *	L	53-62
J 12	Texas A&M-Corpus Christi *	W	69-44
J 15	@ Stephen F. Austin *	W	66-56
J 19	Northwestern State *	W	80-68
J 22	@ Texas State *	W	69-63
J 29	Sam Houston State *	W	75-66
F 2	@ UT Arlington *	L	55-56
F 5	@ Lamar *	L	67-69
F 9	Southeastern La. *	W	71-58
F 12	Stephen F. Austin *	W	65-61
F 16	@ McNeese State *	L	43-72
F 19	Nicholls *	W (20T)	73-63
F 23	@ Texas A&M-Corpus Christi *	W	93-62
F 26	Texas State *	W	81-64
M 2	@ Central Arkansas *	L	59-81
M 5	UT Arlington *	W	77-53
M 8	vs. Sam Houston State %	W	69-61
M 10	vs. McNeese State %	L	50-66
^ - UTSA Thanksgiving Classic ! - UTSA Holiday Classic + - Surf N' Slam at San Diego State * - Southland Conference game % - Southland Tournament (Katy)			

2011-12 (8-21, 4-12 SLC)

N 11	Missouri	L	50-70
N 14	@ TCU	L	30-65
N 18	FIU	W	61-54
N 22	@ UNLV	L	67-74
N 25	South Alabama ^	L	42-54
N 26	Detroit ^	W	59-55
N 30	@ USC	L	56-74
D 4	Houston	W	70-59
D 9	Wichita State	L	56-69
D 20	Creighton !	L	53-54
D 21	Texas-Pan American	W	68-54
D 28	@ SMU	L	65-69
D 30	Rice	L	46-71
J 7	Sam Houston State *	L	50-63
J 11	@ Texas A&M-Corpus Christi *	W	58-38
J 14	Stephen F. Austin *	W	50-46
J 18	@ Northwestern State *	L	57-61

2019-20 WOMEN'S BASKETBALL ROADRUNNERS

YEAR-BY-YEAR RESULTS

J 21	Texas State *	W	67-53
J 28	@ Sam Houston State *	L	55-67
F 1	@ UT Arlington *	L	40-51
F 4	Lamar *	L	51-54
F 8	@ Southeastern La. *	L	63-64
F 11	@ Stephen F. Austin *	L	64-73
F 15	McNeese State *	L	54-65
F 18	@ Nicholls *	L	62-68
F 22	Texas A&M-Corpus Christi *	W	72-58
F 25	@ Texas State *	L	67-87
F 29	Central Arkansas *	L	50-62
M 3	UT Arlington *	L	65-75

^ - UTSA Thanksgiving Classic

! - UTSA Holiday Classic

* - Southland Conference game

2012-13 (16-14, 10-8 WAC)

N 9	UTRGV	W	68-34
N 12	Concordia Texas	W	88-29
N 16	Texas A&M-Corpus Christi	W	52-40
N 18	@ Wichita State	L	36-50
N 23	Austin Peay ^	W	69-67
N 25	William & Mary ^	W	76-50
N 27	@ Houston	L	42-55
D 2	San Francisco	L (OT)	60-61
D 5	@ TCU	L	64-73
D 8	UNLV	W	61-46
D 20	@ Rice	L	41-43
D 29	@ Utah State *	L (OT)	66-79
D 31	@ San Jose State *	W	57-54
J 3	New Mexico State *	L	52-69
J 5	Denver *	L	73-75
J 10	@ UT Arlington *	W	59-57
J 12	@ Louisiana Tech *	W	51-50
J 19	@ Texas State *	W	56-46
J 24	Seattle U *	W	65-55
J 26	Idaho *	L	45-64
J 31	@ Denver *	L	49-53
F 2	@ New Mexico State *	W	66-53
F 7	Louisiana Tech *	L	73-79
F 9	UT Arlington *	W	73-45
F 16	Texas State *	W	74-65
F 28	@ Idaho *	L	53-65
M 2	@ Seattle U *	L	54-56
M 7	San Jose State *	W	64-60
M 9	Utah State *	W	80-72
M 13	vs. Louisiana Tech %	L	58-85

^ - UTSA Thanksgiving Classic

* - Western Athletic Conference game

% - WAC Tournament (Las Vegas)



Lubomyr Lichonczak
2013-17
40-51 (/435)
Four seasons

2013-14 (14-17, 4-12 C-USA)

N 10	@ Texas	L	42-63
------	---------	---	-------

N 14	Lamar	L	59-63
N 17	UT Arlington	W	74-56
N 21	vs. Northwestern State !	W	62-49
N 22	vs. Savannah State !	L	50-51
N 23	@ Baylor !	L	62-92
N 29	Northern Iowa ^	W	63-55
N 30	Norfolk State ^	W (OT)	72-63
D 5	@ Texas A&M-Corpus Christi	W (OT)	55-50
D 22	@ Texas State	W	86-83
D 28	North Dakota State &	W	79-68
D 29	New Mexico State &	W	65-56
J 4	Abilene Christian	W	63-58
J 8	Tulsa *	L	62-73
J 11	@ Southern Miss *	L	55-70
J 15	Charlotte *	W	61-60
J 18	@ North Texas *	W	58-56
J 22	@ Middle Tennessee *	L	41-60
J 25	UTEP *	L	56-67
F 1	@ Louisiana Tech *	L	50-71
F 5	FIU *	L	40-53
F 8	Tulane *	L	54-68
F 12	@ UAB *	L	56-79
F 15	@ Rice *	W	63-61
F 20	East Carolina *	W	61-60
F 22	Old Dominion *	L	57-68
F 26	@ UTEP *	L	65-78
M 1	Florida Atlantic *	L	69-71
M 5	@ Marshall *	L	76-81
M 11	vs. Tulsa %	W	90-89
M 12	vs. Old Dominion %	L	74-79
! - Athletes in Action (Baylor)			
^ - UTSA Thanksgiving Classic			
& - UTSA Holiday Classic			
* - Conference USA game			
% - Conference USA Tournament			

2014-15 (16-15, 11-7 C-USA)

N 15	@ (9) Texas	L	48-68
N 19	Abilene Christian	W	70-57
N 23	@ Lamar	W	72-40
N 28	Drake ^	L	61-69
N 30	Incarnate Word ^	W	57-31
D 2	@ UT Arlington	W	63-55
D 4	Texas State	L	53-57
D 19	vs. Houston !	L	53-56
D 20	@ Texas Tech !	L	48-64
D 21	vs. Nicholls !	L	49-57
D 28	South Dakota &	L	69-76
D 29	SIU Edwardsville &	W	75-60
J 2	Rice *	L (OT)	58-62
J 4	North Texas *	W	53-45
J 8	@ Southern Miss *	L (OT)	60-69
J 10	@ Louisiana Tech *	L	74-79
J 17	@ UTEP *	W	55-53
J 22	Marshall *	W	60-48
J 24	(24) WKU *	W	64-63
J 29	@ Middle Tennessee *	L	53-73
J 31	@ UAB *	L	57-73
F 5	FIU *	W	74-56

F 8	Florida Atlantic *	W	68-45
F 12	@ Old Dominion *	W	52-51
F 14	@ Charlotte *	L	54-74
F 21	UTEP *	W	72-59
F 26	Southern Miss *	L	59-61
M 1	Louisiana Tech *	W	60-53
M 5	@ Rice *	W	60-49
M 7	@ North Texas *	W	57-54
M 12	vs. Old Dominion %	L	49-63

^ - UTSA Thanksgiving Classic

! - Athletes in Action Classic (Texas Tech)

& - UTSA Holiday Classic

* - Conference USA game

% - Conference USA Tournament

2015-16 (10-19, 6-12 C-USA)

N 14	@ (11) Texas	L	53-90
N 21	@ Abilene Christian	L	60-79
N 27	Illinois State ^	W	77-51
N 29	Houston Baptist ^	w	79-50
D 3	@ Texas State	L	64-72
D 13	@ (17) Oklahoma	L	41-80
D 15	Howard Payne	W	106-65
D 19	TX A&M-Kingsville	W	88-51
D 21	UT Arlington	L	47-51
D 28	Texas Southern &	L	44-59
J 1	@ North Texas *	L	58-68
J 3	@ Rice *	L	48-49
J 7	UAB *	W	54-52
J 9	Middle Tennessee *	L	63-74
J 17	@ UTEP *	L	55-62
J 21	@ FIU *	W	63-52
J 23	@ Florida Atlantic *	L	51-64
J 28	Louisiana Tech *	L	72-82
J 30	Southern Miss *	W	47-41
F 4	@ WKU *	L	65-72
F 6	@ Marshall *	L	76-80
F 11	Florida Atlantic	W	57-54
F 13	FIU *	L	54-59
F 18	@ Louisiana Tech *	L	66-75
F 20	@ Southern Miss *	L	53-65
F 25	Charlotte *	L	54-64
F 27	Old Dominion *	W	70-65
M 3	(25) UTEP *	W	69-64
M 8	vs. FIU %	L	65-61

^ - UTSA Thanksgiving Classic

! - Athletes in Action Classic (Texas Tech)

& - UTSA Holiday Classic

* - Conference USA game

% - Conference USA Tournament

2016-17 (14-16, 10-8 C-USA)

O 28	Texas A&M International #	W	75-34
N 5	Trinity #	W	91-67
N 11	Angelo State	L	77-85
N 13	@ UT Arlington	L	54-75
N 16	Texas A&M-Kingsville	W	70-44
N 20	@ Oregon	L	63-77
N 25	Northern Colorado ^	L	66-73

N 27	Tulane^	L	66-75	F 2	North Texas *	W	70-58
N 29	Abilene Christian	W	71-68	F 2	UTEP *	L	53-66
D 1	Texas State	W	72-47	F 8	@ Marshall	W	72-59
D 17	@ (16) Texas	L	43-76	F 10	@ Charlotte	L	75-88
D 19	Houston &	L	49-56	F 14	FIU *	W	69-66
D 20	Liberty &	W	80-64	F 23	@ UTEP *	W	58-55
J 1	@ UTEP *	W (OT)	83-81	F 25	Rice *	W	62-58
J 5	Southern Miss *	L	68-69	M 3	UAB *	L	66-74
J 7	Louisiana Tech *	W	63-61	M 7	vs. Florida Atlantic %	W	83-71
J 12	@ Florida Atlantic *	W	72-62	M 8	vs. WKU %	L	50-78
J 14	@ FIU *	W	70-61	# Exhibition Game			
J 21	UTEP *	W	97-76	^ - UTSA Thanksgiving Classic			
J 26	Marshall *	L	81-88	& - UTRGV Battle at the Border (Edinburg, Texas)			
J 28	WKU *	W	80-77	* - Conference USA game			
F 2	@ Middle Tennessee *	L	63-77	% - Conference USA Tournament			
F 4	@ UAB *	W	82-67				
F 9	@ Southern Miss *	L	71-74				
F 11	@ Louisiana Tech *	L	71-77				
F 16	Rice *	L	61-66				
F 18	North Texas *	L (OT)	55-58				
F 23	FIU *	W	69-55				
M 2	@ Charlotte *	L	67-78				
M 4	@ Old Dominion *	W	81-68				
M 8	vs. Rice %	L	63-75				

Exhibition Game

^ - UTSA Thanksgiving Classic

! - Athletes in Action Classic(Texas Tech)

& - Rae & Craig Blair Memorial Tournament

* - Conference USA game

% - Conference USA Tournament

2018-19 (7-21, 2-14 C-USA)

N 2	Sul Ross State #	W	84-41
N 6	Concordia Texas	W	78-51
N 10	vs. UMBC !	L	58-72
N 11	at Seton Hall !	L	53-84
N 14	UTRGV	W	61-58
N 20	Texas State	L	60-68
N 23	IUPUI ^	L	50-58
N 25	Weber State ^	W	66-59
N 28	at #9 Texas	L	54-98
D 5	Utah State	L	56-62
D 15	San Diego	W	87-77
D 20	at UT Arlington	L	48-53
D 30	Texas A&M-Kingsville	W	86-55
J 5	UTEP *	L	60-73
J 10	at Rice *	L	54-85
J 12	at North Texas *	W	57-54
J 17	Middle Tennessee *	L	52-72
J 19	UAB *	L	42-59
J 24	at Charlotte *	L	54-66
J 26	at Old Dominion *	L	47-72
J 31	Western Kentucky *	L	62-81
F 2	Marshall *	L (OT)	72-79
F 7	at FIU *	L	40-51
F 9	at Florida Atlantic *	L	70-86
F 14	Southern Miss *	L	45-70
F 16	Louisiana Tech *	W	70-68
F 23	at UTEP *	L	73-77
M 2	at Southern Miss *	L	39-72
M 7	Rice *	L	46-72

Exhibition Game

! - Seton Hall Tip-off

^ - UTSA Thanksgiving Classic

* - Conference USA game



Kristen Holt
2017-present
16-42 (.276)
Two seasons

2017-18 (9-21, 6-10 C-USA)

N 3	Trinity #	W	74-60
N 10	Sul Ross State	W	97-47
N 12	@ Arizona State	L	42-74
N 15	UT Arlington	L (OT)	68-69
N 17	@ (2) Texas	L	70-120
N 24	Northern Illinois ^	L	55-69
N 25	North Dakota ^	L	47-60
D 1	vs. Mississippi Valley State &	W	68-55
D 2	@ UTRGV &	L	58-70
D 5	@ Texas State	L	38-91
D 16	@ San Diego	L	69-78
D 19	@ Cal State Fullerton	L	46-55
D 29	Texas A&M-Commerce	L	60-69
J 5	@ Louisiana Tech *	L	55-63
J 7	@ Rice *	L	52-83
J 11	Middle Tennessee *	L	47-62
J 13	Old Dominion *	W	64-56
J 18	@ WKU *	L	38-73
J 20	@ Old Dominion *	L	63-69
J 25	Florida Atlantic *	L	65-99
J 27	@ Southern Miss *	L	60-83

2019-20 WOMEN'S BASKETBALL ROADRUNNERS

YEAR-BY-YEAR RECORDS	Year	Coach	Record	Conference Record	NCAA
	1981-82	Ginny DeHaven	16-11	—	—
	1982-83	Ginny DeHaven	17-10	—	—
	1983-84	Ginny DeHaven	21-6	9-1 (OCAC)	—
	1984-85	Bill MacLeay	18-10	9-1 (OCAC)	—
	1985-86	Bill MacLeay	18-9	—	—
	1986-87	Bill MacLeay	18-8	—	—
	1987-88	Bill MacLeay	10-18	—	—
	1988-89	Bill MacLeay	9-17	—	—
	1989-90	Mary Ann McLaughlin	12-16	—	—
	1990-91	Mary Ann McLaughlin	18-12	—	—
	1991-92	Mary Ann McLaughlin	4-23	—	—
	1992-93	Mary Ann McLaughlin	11-15	6-12 (t-7th/SLC)	—
	1993-94	Mary Ann McLaughlin	5-21	2-16 (9th/SLC)	—
	1994-95	Jeff Spivey	7-19	2-16 (9th/SLC)	—
	1995-96	Jeff Spivey	8-18	4-14 (9th/SLC)	—
	1996-97	Terry Gray	14-13	7-9 (6th/SLC)	—
	1997-98	Terry Gray	18-10	9-7 (t-4th/SLC)	—
	1998-99	Terry Gray	6-20	3-15 (t-10th/SLC)	—
	1999-2000	Jeff Dow	7-20	3-15 (t-10th/SLC)	—
	2000-01	Rae Rippetoe-Blair	16-13	13-7 (4th/SLC)	—
	2001-02	Rae Rippetoe-Blair	16-12	15-5 (3rd/SLC)	—
	2002-03	Rae Rippetoe-Blair	18-11	17-3 (1st/SLC)	—
	2003-04	Rae Rippetoe-Blair	15-14	10-6 (4th/SLC)	—
	2004-05	Rae Rippetoe-Blair	16-12	10-6 (5th/SLC)	—
	2005-06	Rae Rippetoe-Blair	18-12	11-5 (3rd/SLC)	—
	2006-07	Rae Rippetoe-Blair	14-16	9-7 (t-4th, West/SLC)	—
	2007-08	Rae Rippetoe-Blair	23-10	12-4 (3rd, West/SLC)	0-1
	2008-09	Rae Rippetoe-Blair	24-9	14-2 (t-1st, West/SLC)	0-1
	2009-10	Rae Rippetoe-Blair	16-14	10-6 (3rd, West/SLC)	—
	2010-11	Rae Rippetoe-Blair	16-15	11-5 (t-1st, West/SLC)	—
	2011-12	Rae Rippetoe-Blair	8-21	4-12 (t-4th, West/SLC)	—
	2012-13	Rae Rippetoe-Blair	16-14	10-8 (4th/WAC)	—
	2013-14	Lubomyr Lichonczak	14-17	4-12 (15th/C-USA)	—
	2014-15	Lubomyr Lichonczak	16-15	11-7 (t-4th/C-USA)	—
	2015-16	Lubomyr Lichonczak	10-19	6-12 (11th/C-USA)	—
	2016-17	Lubomyr Lichonczak	14-16	10-8 (7th/C-USA)	—
	2017-18	Kristen Holt	9-21	6-10 (11th/C-USA)	—
	2018-19	Kristen Holt	7-21	2-14 (12th/C-USA)	—
	36 seasons		523-558 (.484)	239-245 (.494)	0-2 (.000)

Coaching History			Winningest Coaches		
Coach	Years	Record	Coach	Years	Record
Ginny DeHaven	1981-84	54-27 (.666)	Rae Rippetoe-Blair	2000-13	216-173 (.555)
Bill MacLeay	1984-89	73-62 (.541)	Bill MacLeay	1984-89	73-62 (.541)
Mary Ann McLaughlin	1989-94	50-87 (.364)	Ginny DeHaven	1981-84	54-27 (.666)
Jeff Spivey	1994-96	15-37 (.288)	Lubomyr Lichonczak	2013-17	54-67 (.446)
Terry Gray	1996-99	38-43 (.469)	Mary Ann McLaughlin	1989-94	50-87 (.364)
Jeff Dow	1999-00	7-20 (.259)	Terry Gray	1996-99	38-43 (.469)
Rae Rippetoe-Blair	2000-13	216-173 (.555)	Jeff Spivey	1994-96	15-37 (.288)
Lubomyr Lichonczak	2013-17	54-67 (.446)	Kristen Holt	2017-Present	16-42 (.276)
Kristen Holt	2017-Present	16-42 (.276)	Jeff Dow	1999-2000	7-20 (.259)

Abilene Christian	3-1	Idaho State	1-0	Oral Roberts	5-6
Air Force	1-2	Illinois State	1-0	Oregon	0-1
Alabama	0-2	Incarnate Word	1-0	Our Lady of the Lake	1-0
Alaska-Anchorage	0-1	Iona	1-0	Pacific	0-1
Alcorn State	1-0	Iowa State	0-1	Pepperdine	1-1
Angelo State	2-2	IUPUI	0-1	Prairie View A&M	10-3
Arizona State	0-4	Jacksonville State	1-0	Purdue	0-1
Arkansas	1-3	Kansas State	1-3	Quinnipiac	1-0
Arkansas State	0-1	Kent State	1-1	Rice	10-10
Auburn	0-1	Lamar	17-17	SIU Edwardsville	1-0
Austin Peay	1-0	Liberty	1-0	SMU	2-9
Baylor	6-7	Little Rock	2-2	Sam Houston State	33-17
Belmont	2-0	Louisiana-Lafayette	3-1	Samford	1-0
Buffalo	0-1	Louisiana-Monroe	10-20	San Diego	1-2
Butler	1-0	Louisiana Tech	4-11	San Diego State	1-1
CSU-Bakersfield	0-1	LSU	0-1	San Francisco	0-1
Cal State Fullerton	0-1	Maine	1-0	San Jose State	2-0
Central Arkansas	4-2	Marshall	2-4	Santa Clara	1-0
Charleston Southern	1-0	McNeese State	17-20	Savannah State	0-1
Charlotte	1-5	Memphis	1-0	Schreiner	10-0
College of Charleston	0-1	Middle Tennessee	0-6	Seattle U	1-1
Colorado State	2-2	Midwestern State	0-1	Seton Hall	0-2
Concordia Texas	2-0	Minnesota	0-2	South Alabama	0-2
Creighton	2-3	Mississippi State	1-0	South Dakota	0-1
Dartmouth	0-1	Mississippi Valley State	1-0	Southeastern Louisiana	21-9
Davidson	1-1	Missouri	0-3	Southern California	0-1
Denver	1-3	Missouri State	2-0	Southern Miss	1-9
Detroit	1-0	Navy	1-0	Southern Utah	0-1
Drake	0-1	Nevada	1-0	Southwestern	7-0
Drexel	0-1	New Mexico	0-2	St. Bonaventure	0-1
Duke	0-1	New Mexico State	5-4	St. Mary's	11-0
East Carolina	1-0	New Orleans	1-2	Stephen F. Austin	11-32
Eastern Illinois	0-1	Nicholls	27-13	Sul Ross State	1-0
Eastern Washington	1-0	Norfolk State	1-0	Tarleton State	2-0
FIU	6-5	North Dakota	0-1	TCU	0-5
Florida Atlantic	5-4	North Dakota State	1-0	Texas	0-9
Florida A&M	1-0	North Texas	11-16	Texas A&M	4-10
Florida State	0-1	Northern Arizona	1-1	Texas A&M-Commerce	2-1
Fordham	0-1	Northern Colorado	0-1	Texas A&M-Corpus Christi	12-6
Georgia Southern	1-0	Northern Illinois	0-2	Texas A&M-International	1-0
Hardin-Simmons	10-0	Northern Iowa	1-0	Texas A&M-Kingsville	10-1
High Point	1-0	Northwestern State	15-26	Texas Lutheran	5-0
Houston	1-20	Oakland	0-1	Texas Southern	12-4
Houston Baptist	2-0	Oklahoma	0-6	Texas State	33-34
Howard Payne	2-0	Oklahoma City	4-0	Texas Tech	0-12
Huston-Tillotson	5-0	Oklahoma State	0-2	Texas Woman's	2-0
Idaho	0-3	Old Dominion	4-5	Tulane	2-3

2019-20 WOMEN'S BASKETBALL ROADRUNNERS

ALL-TIME SERIES RESULTS

Tulsa	4-6
UAB	2-4
UC Irvine	1-1
UMBC	0-1
UMKC	1-3
UNLV	2-4
UT Arlington	28-34
UT Martin	1-0
UTEP	22-13
UTRGV	20-7
Utah State	1-2
Virginia Tech	0-1
Wayland Baptist	0-1
Weber State	2-0
West Texas A&M	2-6
West Virginia	1-0
Western Kentucky	2-4
Wichita State	1-5
William & Mary	1-0
Wisconsin-Green Bay	1-0
Wyoming	0-2

*The University of Texas-Pan American changed to The University of Texas-Rio Grande Valley beginning in the 2015-16 season.

Abilene Christian (3-1)

H: 3-0, A: 0-1

Jan. 4, 2014.....	hW.....	63-58
Nov. 19, 2014.....	hW.....	70-57
Nov. 21, 2015.....	aL.....	60-79
Nov. 11, 2016.....	hW.....	72-47

Air Force (1-2)

H: 1-0, A: 0-1, N: 0-1

Dec. 2, 1995.....	nL.....	69-71
Dec. 19, 1996.....	aL.....	47-51
Dec. 19, 1997.....	hW.....	70-47

Alabama (0-2)

A: 0-1, N: 0-1

Dec. 5, 1986.....	nL.....	72-77
Dec. 5, 2003.....	aL.....	63-76

Alaska Anchorage (0-1)

A: 0-1

Feb. 23, 1991.....	aL.....	89-97
--------------------	---------	-------

Alcorn State (1-0)

H: 1-0

Dec. 30, 2003.....	hW.....	74-50
--------------------	---------	-------

Angelo State (2-2)

H: 2-2

Jan. 11, 1982.....	hW.....	73-50
Dec. 2, 1989.....	hW.....	77-74
Nov. 27, 1993.....	hL.....	60-66
Nov. 11, 2016.....	hL.....	75-85

Arizona State (0-4)

H: 0-1, A: 0-3

Dec. 19, 1999.....	hL.....	35-70
Nov. 18, 2000.....	aL.....	40-57
Dec. 19, 2005.....	aL.....	64-78
Nov. 12, 2017.....	aL.....	42-74

Arkansas (1-3)

H: 0-1, A: 0-1, N: 1-1

Dec. 12, 1987.....	aL.....	73-84
Dec. 3, 1988.....	nL.....	57-75
Jan. 9, 1989.....	hL.....	77-97
Dec. 20, 2009.....	nW.....	71-55

Arkansas State (0-1)

H: 0-1

Nov. 29, 2008.....	hL.....	59-73
--------------------	---------	-------

Auburn (0-1)

N: 0-1

Dec. 30, 2001.....	nL.....	50-73
--------------------	---------	-------

Austin Peay (1-0)

H: 1-0

Nov. 23, 2012.....	hW.....	69-67
--------------------	---------	-------

Baylor (6-7)

H: 2-1, A: 3-4, N: 1-2

Dec. 5, 1981.....	aL.....	65-69
Dec. 11, 1981.....	hL.....	69-70
Dec. 13, 1983.....	aW.....	67-66
Dec. 9, 1985.....	hW.....	62-58
Dec. 6, 1986.....	nW.....	75-67
Feb. 25, 1987.....	aW.....	63-57
Dec. 15, 1987.....	hW.....	50-46
Dec. 3, 1989.....	aW.....	75-66
Dec. 8, 1990.....	nL.....	76-91
Dec. 17, 1990.....	aL.....	80-87
Dec. 16, 1996.....	aL.....	50-77
Mar. 22, 2009.....	nL.....	82-87
Nov. 23, 2013.....	aL.....	62-92

Belmont (2-0)

H: 2-0

Dec. 19, 1998.....	hW.....	73-60
Jan. 11, 2007.....	hW.....	77-65

Buffalo (0-1)

H: 0-1

Dec. 30, 2005.....	hL.....	62-73
--------------------	---------	-------

Butler (1-0)

H: 1-0

Nov. 24, 2001.....	hW.....	67-48
--------------------	---------	-------

CSU Bakersfield (0-1)

H: 0-1

Dec. 8, 2006.....	hL.....	66-77
-------------------	---------	-------

Cal State Fullerton (0-1)

A: 0-1

Dec. 19, 2017.....	aL.....	46-55
--------------------	---------	-------

Central Arkansas (4-2)

H: 2-1, A: 2-1

Jan. 11, 2007.....	hW.....	66-59
Jan. 17, 2008.....	aW.....	76-49
Feb. 11, 2009.....	aW.....	97-89(OT)
Feb. 10, 2010.....	hW.....	71-66
Mar. 2, 2011.....	aL.....	59-81
Feb. 29, 2012.....	hL.....	50-62

Charleston Southern (1-0)

A: 1-0

Nov. 20, 2009.....	aW.....	75-73
--------------------	---------	-------

Charlotte (1-5)

H: 1-1, A: 0-4

Jan. 15, 2014.....	hW.....	61-60
Feb. 14, 2015.....	aL.....	54-74
Feb. 25, 2016.....	hL.....	54-64
March 2, 2017.....	aL.....	67-78
Feb. 10, 2018.....	aL.....	75-88
Jan. 24, 2019.....	aL.....	54-66

College of Charleston (0-1)

A: 0-1

Nov. 21, 2009.....	aL.....	45-62
--------------------	---------	-------

Colorado State (2-2)

H: 2-1, A: 0-1

Jan. 20, 1988.....	hW.....	64-55
Jan. 14, 1989.....	aL.....	57-71
Dec. 31, 2005.....	hL.....	59-63
Dec. 29, 2008.....	hW.....	67-58

Concordia Texas (2-0)

H: 2-0

Nov. 12, 2012.....	hW.....	88-29
Nov. 6, 2018.....	hW.....	78-51

Creighton (2-3)

H: 2-1, A: 0-2

Dec. 18, 1985.....	hW.....	71-69
Feb. 10, 1987.....	aL.....	65-73
Jan. 25, 1988.....	aL.....	62-82
Mar. 2, 1989.....	hW.....	82-80
Dec. 20, 2011.....	hL.....	53-54

Dartmouth (0-1)

N: 0-1

Dec. 21, 1991.....	nL.....	60-68
--------------------	---------	-------

Davison (1-1)

H: 0-1, N: 1-0

Dec. 3, 2005.....	nW.....	75-69
Nov. 27, 2010.....	hL.....	60-69

Denver (1-3)

H: 1-2, A: 0-1

Dec. 18, 1998.....	hW.....	58-52
Nov. 29, 2003.....	hL.....	55-58
Jan. 5, 2013.....	hL.....	73-75
Jan. 31, 2013.....	aL.....	49-53

Detroit (1-0)

H: 1-0

Nov. 26, 2011.....	hW.....	59-55
--------------------	---------	-------

Drake (0-1)

H: 0-1

Nov. 28, 2014.....	hL.....	61-69
--------------------	---------	-------

Drexel (0-1)

N: 0-1

Dec. 30, 2010.....	nL.....	37-64
--------------------	---------	-------

Duke (0-1)

N: 0-1

Dec. 7, 1990.....	nL.....	68-71
-------------------	---------	-------

2019-20 WOMEN'S BASKETBALL ROADRUNNERS

ALL-TIME SERIES RESULTS

East Carolina (1-0)

H: 1-0

Feb. 20, 2014 hW 61-60

Eastern Illinois (0-1)

N: 0-1

Dec. 4, 1993 nL 51-59

Eastern Washington (1-0)

H: 1-0, A: 0-0, N: 0-0

Nov. 24, 2006 hW 77-67

FIU (6-5)

H: 4-2, A: 2-2, N: 0-1

Dec. 14, 2007 aL 57-68

Nov. 18, 2011 hW 61-54

Feb. 5, 2014 hL 40-53

Feb. 5, 2015 hW 74-56

Jan. 21, 2016 aW 63-52

Feb. 13, 2016 hL 54-59

Mar. 8, 2016 nL 56-61

Jan. 14, 2017 aW 70-61

Feb. 23, 2017 hW 69-55

Feb. 14, 2018 hW 69-66

Feb. 7, 2019 aL 40-51

Florida Atlantic (5-4)

H: 3-2, A: 1-2, N: 1-0

Mar. 1, 2014 hL 69-71

Feb. 8, 2015 hW 68-45

Jan. 23, 2016 aL 51-64

Feb. 11, 2016 hW 57-54

Jan. 12, 2017 aW 72-62

Feb. 25, 2017 hW 97-66

Jan. 25, 2018 hL 65-99

Mar. 7, 2018 nW 83-71

Feb. 9, 2019 aL 70-86

Florida A&M (1-0)

N: 1-0

Nov. 19, 2005 nW 71-61

Florida State (0-1)

N: 0-1

Dec. 19, 2009 nL 50-65

Fordham (0-1)

H: 0-1

Dec. 28, 1998 hL 48-49

Georgia Southern (1-0)

H: 1-0

Nov. 24, 2007 hW 72-52

Hardin-Simmons (10-0)

H: 5-0, A: 5-0

Dec. 11, 1982 hW 74-58

Feb. 14, 1983 aW 81-66

Feb. 6, 1984 aW 88-71

Feb. 20, 1984 aW 90-41

Jan. 5, 1985 hW 83-64

Feb. 4, 1985 aW 88-68

Feb. 18, 1985 hW 78-61

Feb. 3, 1986 aW 61-58

Feb. 17, 1986 hW 83-67

Nov. 28, 1997 hW 85-56

High Point (1-0)

H: 1-0

Dec. 30, 2008 hW 65-59

Houston (1-20)

H: 1-8, A: 0-10, N: 0-2

Nov. 25, 1981 hL 44-59

Feb. 22, 1982 aL 58-75

Jan. 25, 1983 hL 80-90

Feb. 23, 1983 aL 67-75

Dec. 5, 1983 hL 66-68

Jan. 18, 1984 aL 73-80

Dec. 4, 1984 aL 59-80

Dec. 5, 1985 hL 52-63

Dec. 3, 1986 aL 74-75

Dec. 1, 1987 hL 65-69

Jan. 2, 1989 hL 63-71

Dec. 18, 1989 aL 66-115

Nov. 27, 1990 aL 55-111

Nov. 29, 2000 hL 57-71

Nov. 18, 2001 aL 45-62

Dec. 7, 2009 nL 53-74

Dec. 7, 2010 aL 59-71

Dec. 4, 2011 hW 70-59

Nov. 27, 2012 aL 42-55

Dec. 19, 2014 nL 53-56

Dec. 19, 2017 hL 49-56

Houston Baptist (2-0)

H: 2-0

Nov. 30, 1999 hW 66-56

Nov. 29, 2015 hW 79-50

Howard Payne (2-0)

H: 2-0

Dec. 7, 1996 hW 87-69

Dec. 15, 2015 hW 106-65

Huston-Tillotson (5-0)

H: 5-0

Jan. 17, 1983 hW 89-51

Jan. 29, 1983 hW 92-56

Nov. 9, 2007 hW 89-50

Dec. 6, 2008 hW 93-55

Nov. 14, 2010 hW 87-47

Idaho (0-3)

H: 0-1, A: 0-1, N: 0-1

Dec. 14, 1984 nL 67-68

Jan. 26, 2013 hL 45-64

Feb. 28, 2013 aL 53-65

Idaho State (1-0)

H: 1-0

Nov. 25, 2000 hW 61-60

Illinois State (1-0)

H: 1-0

Nov. 27, 2015 hW 77-51

Incarnate Word (1-0)

H: 1-0

Nov. 30, 2014 hW 57-31

Iona (1-0)

N: 1-0

Dec. 9, 1988 nW 88-58

Iowa State (0-1)

N: 0-1

Dec. 1, 1995 nL 54-82

IUPUI (0-1)

H: 0-1

Nov. 23, 2018 hL 60-68

Jacksonville State (1-0)

H: 1-0

Nov. 28, 2009 hW 81-69

Kansas State (1-3)

H: 1-1, A: 0-1, N: 0-1

Dec. 31, 2003 hL 45-75

Nov. 23, 2009 aL 51-80

Dec. 21, 2009 nL 55-59

Dec. 20, 2010 hW 72-55

Kent State (1-1)

H: 1-0, N: 0-1

Dec. 3, 1993 nL 69-98

Dec. 30, 2006 hW 69-62

Lamar (17-17)

H: 7-9, A: 8-7, N: 2-1

Jan. 9, 1982 hW 53-51

Jan. 14, 1982 aL 59-71

Feb. 5, 1983 aL 56-66

Feb. 26, 1983 hL 65-66

Nov. 25, 1988 nL 76-78

Nov. 27, 1989 aL 68-90

Dec. 16, 1989 hL 63-79

Jan. 10, 1991 hL 71-96

Jan. 2, 1999 aW 65-54

Feb. 20, 1999 hL 65-70

Jan. 15, 2000 hW 51-49

Jan. 11, 2001 hL 42-57

Feb. 24, 2001 aW 71-54

Mar. 6, 2001.....	nW	80-59
Jan. 3, 2002.....	hW	59-43
Feb. 4, 2002.....	aL	39-52
Jan. 9, 2003.....	hW	57-42
Feb. 13, 2003.....	aW	56-50
Jan. 29, 2003.....	aW	61-46
Mar. 4, 2004.....	hW	67-44
Feb. 5, 2005.....	aW	69-59
Feb. 23, 2005.....	hW	82-55
Feb. 11, 2006.....	aW	53-50
Jan. 6, 2007.....	aL	46-60
Jan. 12, 2008.....	hL	74-75
Mar. 15, 2008.....	nW	65-56
Jan. 31, 2009.....	hW	69-68
Feb. 28, 2009.....	aW	77-45
Jan. 30, 2010.....	aL	60-69
Feb. 27, 2010.....	hL	63-66
Feb. 5, 2011.....	aL	67-69
Feb. 4, 2012.....	hL	51-54
Nov. 14, 2013.....	hL	59-63
Nov. 23, 2014.....	aW	72-40

Liberty (1-0)

H: 1-0

Dec. 20, 2016.....	hW	80-64
--------------------	----	-------

Little Rock (2-2)

H: 2-0, A: 0-2

Jan. 14, 1988.....	hW	76-71
Feb. 9, 1988.....	aL	69-75
Nov. 25, 2005.....	hW	52-44
Dec. 2, 2006.....	aL	48-65

Louisiana-Lafayette (3-1)

H: 2-0, A: 1-0, N: 0-1

Dec. 5, 1987.....	nL	66-72
Dec. 30, 1995.....	hW	67-53
Nov. 26, 1996.....	aW	63-38
Dec. 6, 1997.....	hW	50-45

Louisiana-Monroe (10-20)

H: 8-8, A: 2-12

Jan. 4, 1985.....	hL	56-77
Jan. 16, 1992.....	aL	81-94
Feb. 15, 92.....	hL	75-81
Jan. 23, 1993.....	aL	58-65
Feb. 18, 1993.....	hL	50-74
Dec. 30, 1993.....	aL	47-84
Mar. 2, 1994.....	hL	67-78
Jan. 28, 1995.....	aL	65-83
Feb. 23, 1995.....	hL	61-77
Jan. 20, 1996.....	aL	65-82
Feb. 15, 1996.....	hW	72-68
Jan. 11, 1997.....	aW	60-51
Jan. 30, 1997.....	hW	64-57
Jan. 5, 1998.....	aL	70-80(OT)
Feb. 21, 1998.....	hW	72-70
Dec. 30, 1998.....	hL	41-63

Feb. 4, 1999.....	aL	64-80
Jan. 22, 2000.....	aL	49-61
Feb. 17, 2000.....	hL	56-70
Jan. 18, 2001.....	aL	52-57
Feb. 17, 2001.....	hW	65-42
Jan. 21, 2002.....	aW	46-39
Feb. 11, 2002.....	hW	63-37
Jan. 4, 2003.....	aL	53-62
Feb. 8, 2003.....	hW	69-59
Mar. 13, 2003.....	hW	60-56
Feb. 12, 2004.....	hL	62-69
Jan. 6, 2005.....	aL	72-75
Jan. 14, 2006.....	aL	61-62
Jan. 28, 2006.....	hW	71-70

LSU (0-1)

A: 0-1

Dec. 16, 2010.....	aL	41-74
--------------------	----	-------

Louisiana Tech (4-11)

H: 3-3, A: 1-5, N: 0-3

Dec. 15, 1984.....	nL	39-80
Dec. 2, 2005.....	nL	67-75
Dec. 30, 2009.....	hL	72-82
Jan. 12, 2013.....	aW	51-50
Feb. 7, 2013.....	hL	73-79
Mar. 13, 2013.....	nL	58-85
Feb. 1, 2014.....	aL	50-71
Jan. 10, 2015.....	aL	74-79
Mar. 1, 2015.....	hW	60-53
Jan. 28, 2016.....	hL	72-82 (OT)
Feb. 18, 2016.....	aL	66-75
Jan. 7, 2017.....	hW	63-61
Feb. 11, 2017.....	aL	71-77
Jan. 5, 2018.....	aL	55-63
Feb. 16, 2019.....	hW	70-68

Maine (1-0)

H: 1-0

Dec. 29, 2009.....	hW	79-71
--------------------	----	-------

Marshall (2-5)

H: 1-2, A: 1-3

Mar. 5, 2014.....	aL	76-81(OT)
Jan. 22, 2015.....	hW	60-48
Feb. 6, 2016.....	aL	76-80
Jan. 26, 2017.....	hL	81-88
Feb. 2, 2017.....	aL	63-77
Feb. 8, 2018.....	aW	72-59
Feb. 2, 2019.....	hL	72-79 (OT)

McNeese State (17-20)

H: 10-8, A: 6-11, N: 1-1

Jan. 9, 1992.....	hL	66-76
Feb. 8, 1992.....	aL	66-93
Jan. 2, 1993.....	aL	61-72
Feb. 8, 1993.....	hW	63-59
Jan. 20, 1994.....	aL	55-57

Feb. 19, 1994.....	hL	68-72
Jan. 5, 1995.....	aL	47-83
Feb. 4, 1995.....	hL	63-75
Jan. 11, 1996.....	hL	55-57
Feb. 10, 1996.....	aW	78-66
Jan. 4, 1997.....	hL	60-62
Feb. 6, 1997.....	aL	45-61
Jan. 19, 1998.....	aL	44-49
Feb. 7, 1998.....	hW	68-55
Jan. 4, 1999.....	aL	45-47
Jan. 28, 1999.....	hL	67-75
Jan. 13, 2000.....	hL	53-70
Feb. 26, 2000.....	aL	79-82
Dec. 28, 2000.....	aW	69-61
Feb. 3, 2001.....	hW	86-62
Jan. 14, 2002.....	hW	69-56
Feb. 14, 2002.....	aW	54-41
Jan. 18, 2003.....	hW	65-54
Feb. 20, 2003.....	aW	45-41
Feb. 7, 2004.....	hW	64-56(OT)
Mar. 9, 2004.....	hW	61-42
Jan. 20, 2005.....	aW	67-49
Jan. 7, 2006.....	hW	70-58
Feb. 9, 2006.....	aL	57-62
Feb. 22, 2007.....	hW	87-46
Feb. 28, 2008.....	aL	49-52
Jan. 10, 2009.....	aW	61-50
Mar. 11, 2009.....	nW	71-52
Jan. 9, 2010.....	hW	68-61
Feb. 16, 2011.....	aL	43-72
Mar. 10, 2011.....	nL	50-66
Feb. 15, 2012.....	hL	54-65

Memphis (1-0)

H: 1-0

Dec. 29, 2006.....	hW	85-73
--------------------	----	-------

Middle Tennessee (0-6)

H: 0-3, A: 0-3

Jan. 22, 2014.....	aL	41-60
Jan. 29, 2015.....	aL	53-73
Jan. 9, 2016.....	hL	63-74
Feb. 2, 2017.....	aL	63-77
Jan. 11, 2018.....	hL	47-62
Jan. 17, 2019.....	hL	52-72

Midwestern State (0-1)

H: 0-1

Nov. 26, 1994.....	hL	54-76
--------------------	----	-------

Minnesota (0-2)

N: 0-2

Nov. 23, 1984.....	nL	57-60
Dec. 31, 1984.....	nL	72-86

Mississippi State (1-0)

N: 1-0

Nov. 24, 1984.....	nW	56-54
--------------------	----	-------

2019-20 WOMEN'S BASKETBALL ROADRUNNERS

ALL-TIME SERIES RESULTS

Mississippi Valley State (1-0)

A: 1-0

Dec. 1, 2017 nW 68-55

Missouri (0-3)

H: 0-1, A: 0-1, N: 0-1

Nov. 22, 1984 nL 70-86

Dec. 10, 1988 aL 68-89

Nov. 11, 2011 hL 50-70

Missouri State (2-0)

H: 1-0, A: 1-0

Dec. 31, 1983 hW 82-79

Nov. 29, 2007 aW 63-59

Navy (1-0)

H: 1-0

Nov. 27, 2009 hW 69-57

Nevada (1-0)

N: 1-0

Nov. 29, 1986 nW 78-67

New Mexico (0-2)

H: 0-1, A: 0-1

Dec. 8, 2001 hL 38-55

Dec. 8, 2002 aL 49-66

New Mexico State (5-4)

H: 4-1, A: 1-3

Feb. 23, 1988 aL 65-91

Jan. 19, 1989 hW 58-57

Jan. 10, 1990 aL 55-89

Dec. 31, 1990 hW 98-84

Nov. 26, 2005 hW 61-38

Nov. 19, 2006 aL 63-69

Jan. 3, 2013 hL 52-69

Feb. 2, 2013 aW 66-53

Dec. 29, 2013 hW 65-56

New Orleans (1-2)

H: 1-1, A: 0-1

Feb. 2, 1987 aL 63-77

Jan. 16, 1988 hL 55-83

Nov. 23, 2007 hW 60-46

Nicholls (27-13)

H: 16-2, A: 11-10, N: 0-1

Feb. 2, 1989 hW 59-54

Feb. 20, 1989 aW 72-64

Jan. 20, 1990 hW 82-51

Feb. 5, 1990 aL 52-70

Jan. 12, 1991 hW 83-73

Feb. 18, 1991 aW 69-58

Jan. 11, 1992 hW 72-63

Feb. 6, 1992 aL 62-67

Jan. 4, 1993 aL 60-78

Mar. 1, 1993 hW 58-42

Jan. 22, 1994 aW 64-48

Feb. 17, 1994 hW 92-52

Jan. 7, 1995 aL 66-72

Feb. 2, 1995 hW 79-63

Jan. 13, 1996 hW 71-62

Feb. 8, 1996 aW 71-66

Jan. 2, 1997 hW 52-43

Feb. 8, 1997 aL 43-52

Jan. 17, 1998 aL 36-44

Jan. 14, 1999 aL 56-70

Feb. 13, 1999 hL 54-67

Feb. 10, 2000 aL 57-77

Jan. 6, 2001 aW 57-45

Mar. 1, 2001 hL 63-69

Jan. 5, 2002 hW 53-40

Feb. 23, 2002 aW 48-34

Feb. 1, 2003 aW 68-50

Mar. 7, 2003 hW 73-39

Jan. 17, 2004 aW 56-42

Jan. 31, 2004 hW 79-60

Jan. 14, 2005 hW 58-53

Feb. 19, 2005 aL 54-58

Feb. 2, 2006 aW 67-57

Feb. 10, 2007 aW 66-60

Feb. 16, 2008 hW 82-41

Jan. 14, 2009 hW 86-33

Jan. 13, 2010 aW 58-49

Feb. 19, 2011 hW 73-63(OT)

Feb. 18, 2012 aL 62-68

Dec. 21, 2014 nL 49-57

Norfolk State (1-0)

H: 1-0

Nov. 30, 2013 hW 72-63(OT)

North Dakota (0-1)

H: 0-1

Nov. 25, 2017 hL 47-60

North Dakota State (1-0)

H: 1-0

Dec. 28, 2013 hW 79-68

North Texas (11-16)

H: 7-6, A: 4-10

Feb. 5, 1982 aL 67-77

Jan. 8, 1983 hW 78-60

Jan. 15, 1987 hW 82-62

Jan. 11, 1988 aL 59-74

Jan. 30, 1989 aL 59-80

Mar. 3, 1990 hW 82-81

Jan. 8, 1991 aW 84-75

Jan. 4, 1992 aL 67-75

Mar. 2, 1992 hW 65-62

Jan. 30, 1993 hW 65-64

Feb. 25, 1993 aL 63-66

Jan. 29, 1994 hL 65-74

Feb. 24, 1994 aL 53-66

Jan. 17, 1995 hL 79-82

Mar. 4, 1995 aL 58-76

Jan. 22, 1996 hL 77-84

Mar. 2, 1996 aL 67-87

Nov. 23, 2001 hL 57-64

Nov. 22, 2002 aL 66-82

Nov. 28, 2008 hL 61-65

Jan. 18, 2014 aW 58-56

Jan. 4, 2015 hW 53-45

Mar. 7, 2015 aW 57-54

Jan. 1, 2016 aL 58-68

Feb. 18, 2017 hL 55-58

Feb. 2, 2018 hW 70-58

Jan. 12, 2019 aW 57-54

Northern Arizona (1-1)

A: 0-1, N: 1-0

Feb. 24, 1991 nW 79-75

Jan. 5, 1994 aL 47-70

Northern Colorado (0-1)

H: 0-1

Nov. 25, 2016 hL 66-73

Northern Illinois (0-2)

H: 0-1, N: 0-1

Feb. 22, 1991 nL 73-103

Nov. 24, 2017 hL 55-69

Northern Iowa (1-0)

H: 1-0

Nov. 29, 2013 hW 63-55

Northwestern State (15-26)

H: 6-12, A: 6-14, N: 3-0

Jan. 18, 1992 aL 69-81

Feb. 13, 1992 hL 60-64

Jan. 21, 1993 aL 52-80

Feb. 20, 1993 hL 65-93

Dec. 28, 1993 aL 75-80(OT)

Feb. 28, 1994 hL 56-71

Jan. 26, 1995 aL 67-87

Feb. 25, 1995 hL 57-76

Jan. 18, 1996 aL 73-81

Feb. 27, 1996 hL 74-93

Jan. 9, 1997 aW 66-64

Feb. 1, 1997 hW 74-64

Jan. 3, 1998 aW 88-76

Feb. 19, 1998 hL 51-54

Feb. 6, 1999 aL 65-86

Jan. 30, 1999 hL 51-65

Jan. 20, 2000 aL 46-62

Feb. 19, 2000 hL 61-64

Jan. 20, 2001 aL 43-45

Feb. 15, 2001 hL 61-63

Jan. 19, 2002 aL 44-56

Feb. 9, 2002 hL 51-57

Jan. 2, 2003 aW 69-60

Feb. 6, 2003.....	hW	68-54
Jan. 24, 2004.....	hL	64-71
Feb. 28, 2004.....	aL	56-62
Mar. 11, 2004.....	aL	71-82
Jan. 8, 2005.....	aL	49-54
Jan. 22, 2005.....	hL	68-82
Mar. 7, 2005.....	aL	48-51
Jan. 26, 2006.....	hW	73-65
Mar. 3, 2006.....	aW	69-58
Jan. 13, 2007.....	hW	55-38
Jan. 19, 2008.....	aW	68-62
Mar. 12, 2008.....	nW	80-56
Feb. 25, 2009.....	hW	74-69
Mar. 13, 2009.....	nW	58-47
Feb. 24, 2010.....	aW	50-48
Jan. 19, 2011.....	hW	80-68
Jan. 18, 2012.....	aL	57-61
Nov. 21, 2013.....	nW	62-49

Oakland (0-1)

N: 0-1

Dec. 19, 2008.....	nL	57-70
--------------------	----	-------

Oklahoma (0-6)

H: 0-1, A: 0-4, N: 0-1

Nov. 28, 1986.....	nL	62-67
Jan. 21, 1991.....	aL	86-93
Nov. 25, 1991.....	aL	70-102
Nov. 23, 1997.....	hL	53-66
Nov. 23, 1998.....	aL	40-80
Dec. 13, 2015.....	aL	41-80

Oklahoma City (4-0)

H: 2-0, A: 2-0

Jan. 23, 1984.....	aW	85-78
Feb. 27, 1984.....	hW	113-91
Jan. 21, 1985.....	hW	76-67
Feb. 25, 1985.....	aW	66-65

Oklahoma State (0-2)

A: 0-1, N: 0-1

Nov. 28, 1987.....	aL	46-91
Dec. 16, 2002.....	nL	47-53

Old Dominion (4-5)

H: 2-1, A: 2-2, N: 0-2

Feb. 22, 2014.....	hL	57-68
Mar. 12, 2014.....	nL	74-79
Feb. 12, 2015.....	aW	52-51
Mar. 12, 2015.....	nL	49-63
Feb. 27, 2016.....	hW	70-67
Mar. 4, 2017.....	aW	81-68
Jan. 13, 2018.....	hW	64-56
Jan. 20, 2018.....	aL	63-69
Jan. 26, 2019.....	aL	47-72

Oral Roberts (5-6)

H: 1-2, A: 3-3, N: 1-1

Jan. 21, 1984.....	aW	77-72
Feb. 25, 1984.....	aW	75-64
Jan. 19, 1985.....	hW	80-56
Feb. 23, 1985.....	aW	68-57
Jan. 18, 1986.....	hL	54-60
Feb. 22, 1986.....	aL	61-97
Feb. 27, 1988.....	hL	78-92
Jan. 28, 1989.....	aL	71-92
Dec. 22, 1994.....	aL	52-62
Dec. 15, 2002.....	nL	43-47
Dec. 20, 2008.....	nW	74-62

Oregon (0-1)

A: 0-1

Nov. 20, 2017.....	aL	63-73
--------------------	----	-------

Our Lady of the lake (1-0)

H: 1-0

Nov. 12, 2010.....	hW	79-66
--------------------	----	-------

Pacific (0-1)

N: 0-1

Dec. 20, 1991.....	nL	57-75
--------------------	----	-------

Pepperdine (1-1)

H: 1-0, A: 0-1

Dec. 31, 1987.....	hW	57-51
Dec. 29, 1989.....	aL	61-82

Prairie View A&M (10-3)

H: 6-1, A: 2-2, N: 2-0

Jan. 27, 1983.....	aW	72-26
Feb. 10, 1983.....	aW	96-29
Jan. 22, 1986.....	aL	54-71
Feb. 13, 1986.....	hL	61-64
Nov. 29, 1987.....	nW	85-52
Nov. 26, 1988.....	nW	62-44
Jan. 17, 1990.....	hW	75-59
Feb. 8, 1990.....	aL	64-71
Jan. 5, 1991.....	hW	86-46
Dec. 7, 1993.....	hW	105-38
Nov. 28, 1995.....	hW	66-34
Dec. 3, 1996.....	hW	67-31
Nov. 26, 2004.....	hW	88-44

Purdue (0-1)

N: 0-1

Dec. 20, 2006.....	nL	50-75
--------------------	----	-------

Quinnipiac (1-0)

H: 1-0

Dec. 31, 2004.....	hW	73-55
--------------------	----	-------

Rice (10-10)

H: 5-3, A: 5-4, N: 0-1

Jan. 10, 1983.....	hW	68-53
--------------------	----	-------

Feb. 22, 1983.....	aW	75-65
Jan. 17, 1984.....	aW	76-55
Feb. 29, 1984.....	hW	73-72
Dec. 3, 1984.....	aW	77-67
Dec. 3, 1985.....	hW	81-67
Jan. 3, 2009.....	hW	81-50
Jan. 4, 2010.....	aL	56-70
Dec. 30, 2011.....	hL	46-71
Dec. 20, 2012.....	aL	41-43
Feb. 15, 2014.....	aW	63-61
Jan. 2, 2015.....	hL	58-62(OT)
Mar. 5, 2015.....	aW	60-49
Jan. 3, 2016.....	aL	48-49 (OT)
Feb. 16, 2017.....	hL	61-66
March 8, 2017.....	nL	63-75
Jan. 7, 2018.....	aL	52-83
Feb. 25, 2018.....	hW	62-58
Jan. 10, 2019.....	aL	54-85
March 7, 2019.....	hL	46-72

SIU Edwardsville (1-0)

H: 1-0

Dec. 29, 2014.....	hW	75-60
--------------------	----	-------

SMU (2-9)

H: 2-2, A: 0-6, N: 0-1

Feb. 16, 1982.....	aL	57-76
Feb. 2, 1983.....	hW	67-66(OT)
Dec. 10, 1986.....	aL	61-66
Feb. 3, 1988.....	aL	58-81
Feb. 9, 1991.....	hW	93-77
Dec. 6, 1991.....	aL	56-59
Dec. 18, 2004.....	nL	46-66
Nov. 12, 2006.....	aL	49-78
Jan. 2, 2008.....	hL	72-74
Nov. 21, 2010.....	hL	47-69
Dec. 28, 2011.....	aL	65-69

Sam Houston State (33-17)

H: 18-7, A: 14-10, N: 1-0

Nov. 24, 1982.....	hW	67-52
Jan. 12, 1983.....	aW	59-29
Nov. 22, 1983.....	aW	79-55
Jan. 27, 1984.....	hW	88-47
Jan. 11, 1986.....	hW	58-57
Jan. 10, 1987.....	hW	66-38
Feb. 7, 1987.....	aL	58-59
Jan. 14, 1991.....	aW	76-63
Jan. 29, 1991.....	hW	96-78
Feb. 1, 1992.....	hL	52-55
Feb. 27-92.....	hL	45-58
Jan. 9, 1993.....	hW	66-64
Feb. 4, 1993.....	aW	70-54
Jan. 16, 1994.....	hL	61-66
Feb. 10, 1994.....	aL	63-78
Jan. 12, 1995.....	hL	72-88
Feb. 11, 1995.....	aL	50-73
Jan. 6, 1996.....	aL	49-79

2019-20 WOMEN'S BASKETBALL ROADRUNNERS

ALL-TIME SERIES RESULTS

Feb. 12, 1996	aL	65-90
Jan. 16, 1997	hL	47-51
Feb. 25, 1997	aW	66-57
Jan. 24, 1998	hW	67-40
Feb. 2, 1998	aW	67-40
Mar. 4, 1998	hW	73-72(OT)
Feb. 18, 1999	aL	58-70
Dec. 28, 1999	aL	67-69(OT)
Feb. 5, 2000	hL	55-62
Jan. 13, 2001	hW	72-47
Feb. 22, 2001	aW	68-50
Dec. 5, 2001	hW	58-45
Feb. 2, 2002	aW	42-40
Jan. 11, 2003	hW	65-53
Feb. 15, 2003	aW	59-48
Feb. 14, 2004	aW	54-38
Feb. 3, 2005	hW	73-65(OT)
Jan. 19, 2006	aW	75-71(OT)
Feb. 25, 2006	hW	72-52
Feb. 1, 2007	hW	75-60
Mar. 1, 2007	aW	65-48
Feb. 7, 2008	aW	72-48
Mar. 6, 2008	hW	76-51
Feb. 4, 2009	aW	67-62
Feb. 21, 2009	hW	85-54
Feb. 3, 2010	hW	74-55
Feb. 20, 2010	aL	72-73(2OT)
Jan. 8, 2011	aL	53-62
Jan. 29, 2011	hW	75-66
Mar. 8, 2011	nW	69-61
Jan. 7, 2012	hL	50-63
Jan. 28, 2012	aL	55-67

Samford (1-0)

H: 1-0

Dec. 30, 2004	hW	52-48
---------------	----	-------

San Diego (1-2)

H: 1-0, A: 0-2

Dec. 28, 2001	aL	42-91
Dec. 16, 2017	aL	69-78
Dec. 15, 2018	hW	87-77

San Diego State (1-1)

A: 0-1, N: 1-0

Dec. 30, 1989	nW	67-65
Dec. 28, 2010	aL	52-72

San Francisco (0-1)

H: 0-1

Dec. 2, 2001	hL	60-61 (OT)
--------------	----	------------

San Jose State (2-0)

H: 1-0, A: 1-0

Dec. 31, 2012	aW	57-54
Mar. 7, 2013	hW	64-60

Santa Clara (1-0)

H: 1-0

Jan. 4, 2004	hW	59-47
--------------	----	-------

Savannah State (0-1)

N: 0-1

Nov. 22, 2013	nL	50-51
---------------	----	-------

Schreiner (10-0)

H: 10-0

Nov. 25, 1989	hW	83-60
Nov. 24, 1990	hW	113-89
Jan. 23, 1992	hW	84-63
Feb. 2, 1993	hW	60-49
Feb. 3, 1994	hW	74-49
Dec. 6, 1994	hW	85-72
Nov. 22, 1996	hW	82-43
Dec. 4, 1997	hW	75-46
Dec. 11, 1999	hW	76-50
Nov. 15, 2009	hW	86-32

Seattle U (1-1)

H: 1-0, A: 0-1

Jan. 24, 2013	hW	65-55
Mar. 2, 2013	aL	56-54

Seton Hall (0-2)

H: 0-1, A: 0-1

Nov. 27, 2004	hL	59-60
Nov. 11, 2018	aL	58-84

South Alabama (0-2)

H: 0-1, N: 0-1

Dec. 2, 1988	nL	55-77
Nov. 25, 2011	hL	42-54

South Dakota (0-1)

H: 0-1

Dec. 28, 2014	hL	69-76
---------------	----	-------

Southeastern Louisiana (21-9)

H: 14-2, A: 6-7, N: 1-0

Jan. 21, 1989	hL	59-70
Feb. 18, 1989	aL	63-71
Feb. 3, 1990	aL	75-84
Feb. 22, 1990	hW	86-84
Feb. 5, 1998	hW	75-52
Jan. 16, 1999	aL	55-58
Feb. 11, 1999	hW	60-52
Jan. 6, 2000	hW	83-60
Feb. 12, 2000	aL	47-61
Jan. 4, 2001	aW	56-41
Mar. 3, 2001	hW	90-53
Jan. 7, 2002	hW	60-46
Feb. 21, 2002	aW	64-57
Mar. 5, 2002	hL	63-66
Jan. 30, 2003	aW	63-46
Mar. 5, 2003	hW	49-38

Jan. 15, 2004	aW	52-51
Mar. 5, 2004	hW	60-41
Jan. 29, 2005	hW	75-64
Feb. 17, 2005	aW	60-40
Jan. 5, 2006	hW	75-56
Feb. 4, 2006	aL	63-66
Mar. 6, 2006	hW	61-46
Feb. 8, 2007	aL	64-73(OT)
Mar. 7, 2007	nW	62-57
Feb. 14, 2008	hW	71-59
Feb. 7, 2009	hW	58-57
Feb. 6, 2010	aW	61-49
Feb. 9, 2011	hW	71-58
Feb. 8, 2012	aL	63-64

Southern California (0-1)

A: 0-1

Nov. 30, 2011	aL	56-74
---------------	----	-------

Southern Miss (1-9)

H: 1-2, A: 0-7, N: 0-0

Jan. 11, 2014	aL	57-70
Jan. 8, 2015	aL	60-69(OT)
Feb. 26, 2015	hL	59-61
Jan. 30, 2016	hW	47-41
Feb. 20, 2016	aL	53-65
Jan. 5, 2017	hL	68-69
Feb. 9, 2017	aL	71-74
Jan. 27, 2018	aL	60-83
Feb. 14, 2019	hL	45-70
March 2, 2019	aL	39-72

Southern Utah (0-1)

A: 0-1

Dec. 16, 2003	aL	73-82
---------------	----	-------

Southwestern (7-0)

H: 4-0, A: 2-0, N: 1-0

Jan. 30, 1982	nW	58-53
Nov. 22, 1982	aW	67-56
Dec. 6, 1982	hW	62-43
Nov. 28, 1983	hW	100-46
Feb. 2, 1984	aW	71-66
Dec. 8, 1984	hW	84-54
Jan. 25, 1986	hW	86-53

St. Bonaventure (0-1)

H: 0-1

Dec. 21, 2010	hL	37-46
---------------	----	-------

St. Mary's (11-0)

H: 7-0, A: 3-0, N: 1-0

Jan. 9, 1984	aW	75-58
Feb. 14, 1984	hW	79-49
Jan. 15, 1985	hW	72-64
Feb. 12, 1985	aW	68-47
Jan. 13, 1986	hW	74-55
Feb. 6, 1986	aW	73-67

Dec. 16, 1986.....	hW	83-72
Jan. 26, 1987.....	hW	75-52
Dec. 19, 1987.....	hW	79-61
Jan. 24, 1989.....	hW	100-62
Jan. 22, 1990.....	nW	68-62

Stephen F. Austin (11-32)

H: 8-14, A: 3-17, N: 0-1

Dec. 20, 1986.....	hW	76-67
Jan. 9, 1988.....	aL	58-81
Dec. 19, 1988.....	aL	59-66
Jan. 30, 1992.....	hL	50-77
Feb. 29, 1992.....	aL	54-78
Jan. 7, 1993.....	hL	63-96
Feb. 6, 1993.....	aL	60-76
Jan. 14, 1994.....	hL	57-72
Feb. 12, 1994.....	aL	49-77
Jan. 14, 1995.....	hL	42-80
Feb. 9, 1995.....	aL	50-89
Jan. 4, 1996.....	aL	58-89
Feb. 3, 1996.....	hL	63-102
Jan. 18, 1997.....	hL	63-88
Feb. 17, 1997.....	aL	63-64
Jan. 8, 1998.....	hL	71-84
Feb. 12-98.....	aL	69-83
Mar. 5, 1998.....	hL	81-88
Jan. 9, 1999.....	hL	54-68
Jan. 8, 2000.....	aL	54-89
Jan. 27, 2000.....	hL	47-82
Dec. 9, 2000.....	hL	53-67
Feb. 8, 2001.....	aL	49-58
Mar. 8, 2001.....	nL	32-49
Dec. 22, 2001.....	aL	44-58
Jan. 26, 2002.....	hL	47-62
Jan. 22, 2003.....	hW	64-50
Feb. 27, 2003.....	aL	42-54
Feb. 5, 2004.....	aL	59-64
Mar. 1, 2005.....	hW	56-44
Jan. 21, 2006.....	hW	66-48
Feb. 23, 2006.....	aL	68-77
Mar. 11, 2006.....	aL	48-56
Feb. 3, 2007.....	aW	61-55
Mar. 3, 2007.....	hW	59-44
Feb. 9, 2008.....	hW	75-62
Mar. 8, 2008.....	aL	54-57
Mar. 7, 2009.....	aW	65-51
Mar. 6, 2010.....	hL	61-77
Jan. 15, 2011.....	aW	66-56
Feb. 12, 2011.....	hW	65-61
Jan. 14, 2012.....	hW	50-46
Feb. 11, 2012.....	aL	64-73

Sul Ross State (1-0)

H: 1-0

Nov. 10, 2017.....	hW	97-47
--------------------	----	-------

Tarleton State (2-0)

H: 1-0, N: 1-0

Dec. 15, 1993.....	hW	65-51
Dec. 17, 1994.....	nW	59-56

TCU (0-5)

H: 0-1, A: 0-4

Dec. 5, 1995.....	aL	58-78
Nov. 16, 2008.....	aL	60-73
Nov. 19, 2010.....	hL	59-83
Nov. 14, 2011.....	aL	30-65
Dec. 5, 2012.....	aL	64-73

Texas (0-9)

H: 0-1, A: 0-8

Feb. 8, 1983.....	hL	54-74
Dec. 7, 1983.....	aL	45-90
Nov. 13, 2009.....	aL	60-71
Nov. 10, 2013.....	aL	42-63
Nov. 15, 2014.....	aL	48-68
Nov. 14, 2015.....	aL	53-90
Dec. 17, 2016.....	aL	43-76
Nov. 17, 2018.....	aL	70-120
Nov. 28, 2018.....	aL	54-98

Texas A&M (4-10)

H: 2-4, A: 2-5, N: 0-1

Dec. 3, 1983.....	aW	67-57
Jan. 21, 1982.....	hL	51-60
Feb. 19, 1983.....	aL	48-53
Nov. 29, 1984.....	aL	64-84
Jan. 5, 1984.....	hL	66-70
Jan. 8, 1985.....	aW	61-51
Jan. 6, 1986.....	hW	57-54
Dec. 4, 1988.....	hL	58-69
Dec. 19, 1991.....	hL	69-84
Dec. 11, 1992.....	hW	75-59
Dec. 3, 2000.....	aL	48-78
Dec. 1, 2000.....	aL	54-67
Nov. 30, 2004.....	aL	48-74
Mar. 22, 2008.....	nL	52-91

Texas A&M-Commerce (2-1)

H: 1-1, A: 1-0

Jan. 12, 1987.....	hW	93-48
Jan. 7, 1988.....	aW	64-50
Dec. 29, 2017.....	hL	60-69

Texas A&M-Corpus Christi (12-6)

H: 7-2, A: 5-4

Nov. 25, 2002.....	hL	59-67
Nov. 21, 2003.....	aL	48-57
Nov. 19, 2004.....	hL	44-66
Nov. 29, 2005.....	aL	44-56
Jan. 27, 2007.....	aL	69-71
Feb. 24, 2007.....	hW	61-43
Feb. 2, 2008.....	hW	65-56
Mar. 1, 2008.....	aW	60-47

Jan. 24, 2009.....	hW	69-63
Feb. 18, 2009.....	aW	72-54
Jan. 23, 2010.....	aL	48-52
Feb. 17, 2010.....	hW	58-37
Jan. 12, 2011.....	hW	69-44
Feb. 23, 2011.....	aW	93-62
Jan. 11, 2012.....	aW	58-38
Feb. 22, 2012.....	hW	72-58
Nov. 16, 2012.....	hW	52-40
Dec. 5, 2013.....	aW	55-50(OT)

Texas A&M-International (1-0)

H: 1-0

Nov. 14, 2008.....	hW	85-53
--------------------	----	-------

Texas A&M-Kingsville (10-1)

H: 7-1, A: 1-0, N: 2-0

Nov. 27, 1981.....	nW	82-69
Jan. 30, 1982.....	nW	75-62
Dec. 16, 1985.....	aW	71-38
Jan. 17, 1987.....	hW	79-43
Dec. 5, 1992.....	hW	73-46
Dec. 11, 1993.....	hL	44-63
Dec. 3, 1994.....	hW	60-53
Nov. 25, 1995.....	hW	59-56
Dec. 19, 2015.....	hW	88-51
Nov. 16, 2016.....	hW	70-44
Dec. 30, 2018.....	hW	86-55

Texas Lutheran (6-0)

H: 3-0, A: 2-0

Dec. 1, 1981.....	hW	80-62
Jan. 19, 1982.....	aW	72-62
Dec. 2, 1982.....	hW	92-57
Jan. 19, 1983.....	aW	70-54
Dec. 11, 1989.....	hW	88-54
Nov. 5, 2010.....	hW	113-39

Texas Southern (12-4)

H: 9-2, A: 3-2, N: 0-0

Feb. 19, 1983.....	hL	73-80
Dec. 1, 1984.....	hW	84-57
Nov. 26, 1986.....	aW	69-68
Jan. 4, 1986.....	hW	68-54
Jan. 26, 1991.....	hW	80-68
Feb. 7, 1991.....	aW	72-52
Dec. 12, 1993.....	aL	62-78
Dec. 17, 1993.....	hW	76-63
Jan. 2, 1995.....	hW	62-52
Dec. 20, 1996.....	hW	65-60
Dec. 5, 1997.....	hW	91-30
Dec. 16, 1998.....	hW	80-37
Dec. 19, 2001.....	aL	39-47
Nov. 23, 2004.....	aW	57-55
Dec. 12, 2005.....	hW	41-33
Dec. 28, 2015.....	hL	44-59

Texas State (33-34)

H: 18-17, A: 15-17, N: 0-0

Nov. 23, 1981.....	aW	89-69
Dec. 10, 1982.....	hL	53-55
Dec. 1, 1983.....	aW	69-66
Jan. 3, 1984.....	hW	99-73
Nov. 29, 1984.....	hW	66-59
Jan. 24, 1985.....	aL	69-71(OT)
Nov. 30, 1985.....	hW	72-58
Feb. 11, 1986.....	aL	66-69
Dec. 8, 1986.....	hW	77-66
Feb. 16, 1987.....	aW	81-75
Feb. 1, 1988.....	aL	62-84
Mar. 1, 1988.....	hW	81-67
Dec. 5, 1988.....	hL	64-78
Feb. 27, 1989.....	aW	79-78
Jan. 3, 1990.....	aL	64-66
Feb. 1, 1990.....	hL	64-66
Mar. 2, 1991.....	hL	58-73
Jan. 25, 1992.....	aL	54-56
Feb. 22, 1992.....	hL	45-61
Jan. 16, 1993.....	hL	48-78
Feb. 13, 1993.....	aL	43-96
Jan. 8, 1994.....	hL	48-72
Feb. 5, 1994.....	aL	43-78
Jan. 21, 1995.....	hL	51-68
Feb. 16, 1995.....	aL	44-72
Jan. 27, 1996.....	hL	57-78
Feb. 24, 1996.....	aL	52-67
Jan. 25, 1997.....	hL	55-64
Feb. 15, 1997.....	aL	50-57
Jan. 29, 1998.....	aW	64-48
Feb. 26, 1998.....	hW	71-58
Jan. 23, 1999.....	aL	49-59
Feb. 28, 1999.....	hW	73-64
Jan. 29, 2000.....	hW	66-65
Mar. 4, 2000.....	aL	61-84
Jan. 27, 2001.....	hW	69-51
Feb. 19, 2001.....	aW	73-50
Feb. 18, 2002.....	hW	56-46
Mar. 2, 2002.....	aW	56-41
Jan. 25, 2003.....	aW	67-56
Feb. 22, 2003.....	hW	63-56
Mar. 15, 2003.....	hL	56-68
Jan. 21, 2004.....	hL	43-44
Feb. 25, 2004.....	aW	71-46
Feb. 12, 2005.....	hW	71-69
Mar. 3, 2005.....	aL	58-61(OT)
Feb. 18, 2006.....	hL	71-73(OT)
Jan. 20, 2007.....	hL	64-76
Feb. 17, 2007.....	aL	60-63
Jan. 26, 2008.....	aW	81-68
Feb. 23, 2008.....	hL	79-85
Jan. 28, 2009.....	aW	56-52
Mar. 4, 2009.....	hW	80-70
Jan. 27, 2010.....	hW	70-59
Mar. 3, 2010.....	aW	58-55
Jan. 22, 2011.....	aW	69-63

Feb. 26, 2011.....	hW	81-64
Jan. 21, 2012.....	hW	67-53
Feb. 25, 2012.....	aL	67-87
Jan. 19, 2013.....	aW	56-46
Feb. 16, 2013.....	hW	74-65
Dec. 22, 2013.....	aW	86-83
Dec. 4, 2014.....	hL	53-57
Dec. 3, 2015.....	aL	64-72
Dec. 1, 2016.....	hW	72-47
Dec. 5, 2017.....	aL	38-91
Nov. 20, 2019.....	hL	60-68

Texas Tech (0-12)

H: 0-3, A: 0-9

Feb. 15, 1983.....	aL	76-86
Dec. 3, 1983.....	hL	64-72
Dec. 13, 1986.....	aL	62-75
Dec. 8, 1987.....	aL	50-67
Dec. 17, 1988.....	aL	53-92
Dec. 20, 1989.....	hL	65-82
Nov. 22, 1997.....	hL	44-57
Dec. 2, 1998.....	aL	39-96
Nov. 14, 2003.....	aL	48-76
Nov. 10, 2006.....	aL	58-66
Dec. 1, 2010.....	aL	43-83
Dec. 20, 2014.....	aL	48-64

Texas Woman's (2-0)

H: 1-0, N: 1-0

Jan. 23, 1982.....	hW	71-51
Feb. 6, 1982.....	nW	56-40

Tulane (2-3)

H: 0-2, A: 2-1

Jan. 31, 1987.....	aW	69-66
Feb. 16, 1991.....	aW	98-93
Dec. 21, 2007.....	aL	42-76
Feb. 8, 2014.....	hL	54-68
Nov. 27, 2016.....	hL	66-75

Tulsa (4-6)

H: 2-4, A: 1-2, N: 1-0

Dec. 30, 1996.....	hL	68-81
Nov. 21, 1998.....	aW	69-63
Nov. 22, 2004.....	aL	62-80
Nov. 22, 2005.....	hL	41-63
Nov. 25, 2006.....	hL	57-61
Dec. 1, 2007.....	aL	56-78
Jan. 5, 2009.....	hW	63-54
Dec. 26, 2010.....	hW	87-67
Jan. 8, 2014.....	hL	62-73
Mar. 11, 2014.....	nW	90-89

UAB (2-4)

H: 1-2, A: 1-2

Feb. 12, 2014.....	aL	56-79
Jan. 31, 2015.....	aL	57-73
Jan. 7, 2016.....	hW	54-52

Feb. 4, 2017.....	aW	82-67
Mar. 3, 2018.....	hL	66-74
Jan. 19, 2019.....	hL	42-59

UC Irvine (1-1)

H: 1-0, A: 0-1

Dec. 20, 1997.....	hW	54-48
Nov. 26, 1999.....	aL	44-92

UMBC (0-1)

N: 0-1

Nov. 10, 2018.....	nL	58-72
--------------------	----	-------

UMKC (1-3)

H: 1-1, A: 0-2

Feb. 10, 1988.....	aL	62-79
Feb. 4, 1989.....	hL	57-61
Jan. 29, 1990.....	hW	54-47
Feb. 12, 1990.....	aL	48-69

UNLV (2-4)

H: 1-1, A: 1-3

Nov. 18, 1998.....	hL	60-65
Nov. 20, 2000.....	aL	41-57
Dec. 19, 2003.....	aL	44-76
Dec. 21, 2006.....	aW	70-62
Nov. 22, 2011.....	aL	67-74
Dec. 8, 2012.....	hW	61-46

UT Arlington (28-34)

H: 18-11, A: 8-21, N: 2-2

Jan. 4, 1982.....	hW	56-55
Feb. 8, 1982.....	aL	50-75
Jan. 4, 1983.....	hW	56-30
Jan. 8, 1987.....	hW	67-43
Feb. 15, 1988.....	aL	67-75
Jan. 3, 1991.....	hW	83-69
Feb. 4, 1991.....	aW	69-63
Jan. 2, 1992.....	aL	71-76
Feb. 10, 1992.....	aL	59-65
Jan. 28, 1993.....	hW	70-63
Feb. 27, 1993.....	aL	44-53
Jan. 27, 1994.....	hL	52-70
Feb. 26, 1994.....	aL	69-76
Feb. 13, 1995.....	hW	64-62
Mar. 2, 1995.....	aL	61-86
Feb. 19, 1996.....	hL	54-66
Feb. 29, 1996.....	aL	56-70
Jan. 21, 1997.....	aL	43-59
Feb. 22, 1997.....	hW	51-43
Mar. 5, 1997.....	hL	41-70
Jan. 10, 1998.....	hL	51-58
Feb. 14, 1998.....	aW	74-63
Jan. 7, 1999.....	hL	47-61
Feb. 25, 1999.....	aL	52-53
Dec. 30, 1999.....	aL	47-54
Feb. 3, 2000.....	hL	42-60
Dec. 7, 2000.....	hW	66-49

Feb. 10, 2001.....	aW.....	64-42
Dec. 20, 2001.....	aW.....	43-41
Jan. 28, 2002.....	hW.....	51-48
Dec. 30, 2002.....	aL.....	47-56
Mar. 1, 2003.....	hW.....	55-39
Jan. 10, 2004.....	aL.....	47-55
Feb. 18, 2004.....	hW.....	55-43
Feb. 10, 2005.....	aL.....	43-57
Feb. 26, 2005.....	hW.....	48-46
Feb. 16, 2006.....	hW.....	68-67 (2OT)
Mar. 8, 2006.....	aW.....	76-75 (3OT)
Jan. 23, 2007.....	aL.....	38-67
Feb. 15, 2007.....	hL.....	52-68
Mar. 9, 2007.....	nL.....	52-70
Jan. 24, 2008.....	hW.....	76-53
Feb. 21, 2008.....	aW.....	63-46
Mar. 14, 2008.....	nW.....	77-67
Jan. 17, 2009.....	aL.....	59-76
Feb. 14, 2009.....	hL.....	60-69
Mar. 14, 2009.....	nW.....	74-63
Jan. 16, 2010.....	hW.....	69-51
Feb. 13, 2010.....	aL.....	71-78
Mar. 9, 2010.....	nL.....	63-68
Feb. 2, 2011.....	aL.....	55-56
Mar. 5, 2011.....	hW.....	77-53
Feb. 1, 2012.....	aL.....	40-51
Mar. 3, 2012.....	hL.....	65-75
Jan. 10, 2013.....	aW.....	59-57
Feb. 9, 2013.....	hW.....	73-45
Nov. 17, 2013.....	hW.....	74-56
Dec. 2, 2014.....	aW.....	63-55
Dec. 21, 2015.....	hL.....	47-51
Nov. 13, 2016.....	aL.....	54-75
Nov. 15, 2017.....	hL.....	68-69 (OT)
Dec. 20, 2018.....	aL.....	48-53

UT Martin (1-0)

N: 1-0

Dec. 19, 2004.....	nW.....	75-59
--------------------	---------	-------

UTEP (22-13)

H: 12-5, A: 9-8, N: 1-0

Nov. 28, 1981.....	nW.....	72-62
Feb. 11, 1984.....	hW.....	92-79
Mar. 3, 1984.....	aW.....	72-68
Feb. 9, 1985.....	aW.....	79-69
Mar. 2, 1985.....	hW.....	78-52
Feb. 8, 1986.....	aW.....	65-58
Mar. 1, 1986.....	hW.....	99-65
Feb. 5, 1987.....	hW.....	72-53
Feb. 28, 1987.....	aW.....	58-52
Feb. 6, 1988.....	hW.....	76-55
Feb. 21, 1988.....	aW.....	59-58
Jan. 6, 1989.....	aL.....	63-76
Feb. 8, 1989.....	hW.....	64-60
Jan. 8, 1990.....	aL.....	59-65
Feb. 17, 1990.....	hL.....	64-69
Dec. 4, 1990.....	aL.....	76-78

Feb. 12, 1991.....	hW.....	86-61
Dec. 17, 1992.....	aL.....	47-75
Jan. 11, 1993.....	hL.....	32-54
Nov. 24, 2000.....	hW.....	58-54
Nov. 28, 2003.....	hW.....	52-49
Dec. 4, 2004.....	aW.....	54-50
Nov. 17, 2006.....	aL.....	47-80
Jan. 25, 2014.....	hL.....	56-67
Feb. 26, 2014.....	aL.....	65-78
Jan. 17, 2015.....	aW.....	55-53
Feb. 21, 2015.....	hW.....	72-59
Jan. 17, 2016.....	aL.....	55-62
Mar. 3, 2016.....	hW.....	69-64
Jan. 1, 2017.....	aW.....	83-81 (OT)
Jan. 21, 2017.....	hW.....	97-76
Feb. 4, 2018.....	hL.....	53-66
Feb. 23, 2018.....	aW.....	58-55
Jan. 5, 2019.....	hL.....	60-73
Feb. 23, 2019.....	aL.....	73-77

UTRGV (20-7)

H: 12-4, A: 8-3

Nov. 29, 1982.....	hW.....	71-40
Jan. 10, 1986.....	hW.....	75-36
Jan. 28, 1986.....	hW.....	69-58
Feb. 25, 1986.....	aL.....	48-64
Jan. 21, 1987.....	aW.....	66-41
Feb. 21, 1987.....	hW.....	72-36
Feb. 24, 1990.....	hW.....	86-70
Feb. 28, 1990.....	aW.....	80-58
Jan. 30, 1991.....	aW.....	88-72
Feb. 28, 1991.....	hW.....	70-51
Nov. 30, 1991.....	aL.....	57-80
Dec. 16, 1991.....	hL.....	57-61
Dec. 1, 1992.....	aW.....	54-51
Dec. 9, 1992.....	hW.....	50-47
Nov. 30, 1994.....	aW.....	67-60
Dec. 9, 1995.....	hL.....	70-72
Nov. 23, 1996.....	hW.....	53-39
Jan. 27, 1997.....	aW.....	62-44
Nov. 15, 1997.....	hW.....	69-46
Dec. 2, 1998.....	aW.....	72-40
Nov. 14, 1998.....	hL.....	71-77
Nov. 24, 1999.....	hL.....	61-68
Dec. 7, 1999.....	aW.....	58-48
Dec. 21, 2011.....	hW.....	68-54
Nov. 9, 2012.....	hW.....	68-34
Dec. 2, 2017.....	aL.....	58-70
Nov. 14, 2018.....	hW.....	61-58

Utah State (1-0)

H: 1-1, A: 0-1

Dec. 29, 2012.....	aL.....	66-79 (OT)
Mar. 9, 2013.....	hW.....	80-72
Dec. 5, 2018.....	hL.....	56-62

Virginia Tech (0-1)

N: 0-1

Dec. 20, 2007.....	nL.....	59-84
--------------------	---------	-------

Waylan Baptist (0-1)

H: 0-1

Nov. 30, 1990.....	hL.....	64-73
--------------------	---------	-------

Weber State (2-0)

H: 2-0

Dec. 30, 2007.....	hW.....	73-45
Nov. 25, 2018.....	hW.....	66-59

West Texas A&M (2-6)

H: 2-1, A: 0-3, N: 0-2

Jan. 29, 1982.....	nL.....	61-67
Feb. 4, 1984.....	hW.....	72-69
Feb. 18, 1984.....	aL.....	54-69
Feb. 2, 1985.....	aL.....	67-83
Feb. 16, 1985.....	hW.....	73-54
Mar. 9, 1985.....	nL.....	64-79
Feb. 1, 1986.....	aL.....	43-85
Feb. 15, 1986.....	hL.....	56-59

West Virginia (1-0)

N: 1-0

Nov. 18, 2005.....	nW.....	57-54
--------------------	---------	-------

Western Kentucky (2-4)

H: 2-1, A: 0-2, N: 0-1

Jan. 24, 2015.....	hW.....	64-63
Feb. 4, 2016.....	aL.....	65-72
Jan. 28, 2017.....	hW.....	80-77
Jan. 18, 2018.....	aL.....	38-73
Mar. 8, 2018.....	nL.....	50-78
Jan. 31, 2019.....	hL.....	62-81

Wichita State (1-5)

H: 1-2, A: 0-3

Dec. 2, 2001.....	aL.....	46-69
Nov. 30, 2002.....	hL.....	54-63
Nov. 18, 2007.....	hW.....	68-60
Nov. 21, 2008.....	aL.....	51-54
Dec. 9, 2011.....	hL.....	56-69
Nov. 18, 2012.....	aL.....	36-50

William & Mary (1-0)

H: 1-0, A: 0-0, N: 0-0

Nov. 25, 2012.....	hW.....	76-50
--------------------	---------	-------

Wisconsin-Green Bay (1-0)

A: 1-0

Jan. 24, 1988.....	aW.....	62-57
--------------------	---------	-------

Wyoming (0-2)

H: 0-1, A: 0-1

Jan. 12, 1989.....	aL.....	67-70
Jan. 13, 1990.....	hL.....	59-68

2019-20 WOMEN'S BASKETBALL ROADRUNNERS

ANNUAL LEADERS

1981-82		
Points	Cindy Pavell	15.4
Rebounds	Cindy Pavell	10.0
Assists	Shelley Seale	4.6

1982-83		
Points	Margaret Martinovich	17.4
Rebounds	Margaret Martinovich	9.1
Assists	Shelley Seale	6.4

1983-84		
Points	Valerie Wells	16.7
Rebounds	Valerie Wells	7.8
Assists	Rhonda Hoffman	3.9

1984-85		
Points	Starlite Williams	17.6
Rebounds	Starlite Williams	7.9
Assists	Karen Kroen	3.3

1985-86		
Points	Starlite Williams	17.1
Rebounds	Debbie Groves	7.1
Assists	Rhonda Hoffman	4.0

1986-87		
Points	Starlite Williams	20.6
Rebounds	Starlite Williams	7.0
Assists	Rhonda Hoffman	3.4

1987-88		
Points	Tisha Boldt	15.1
Rebounds	Debbie Groves	6.5
Assists	Sharon Wilson	4.1

1988-89		
Points	Sharon Wilson	15.2
Rebounds	Tammy Rogers	6.1
Assists	Sharon Wilson	4.8

1989-90		
Points	Karen Gaskin	15.8
Rebounds	Karen Gaskin	6.7
Assists	Tammy Rogers	3.9

1990-91		
Points	Tammy Rogers	19.4
Rebounds	Tisha Boldt	8.7
Assists	Tammy Rogers	7.2

1991-92		
Points	Denise Forestier	13.7
Rebounds	Michelle Martin	7.5
	Carmen Brockman	7.5
Assists	Melinda Hausenfluke	2.9

1992-93		
Points	Tina Martin	14.0
Rebounds	Tiffany Williams	6.2
Assists	Michelle Carlucci	3.2

1993-94		
Points	Ankara King	11.1
Rebounds	Tiffany Williams	6.8
Assists	Melinda Hausenfluke	2.8

1994-95		
Points	Angel Singleton	14.8
Rebounds	Angel Singleton	7.2
Assists	Tracey Pepper	4.3

1995-96		
Points	Angel Singleton	14.2
Rebounds	Angel Singleton	7.5
Assists	Sherika Nelson	3.1

1996-97		
Points	Angel Singleton	16.0
Rebounds	Angel Singleton	6.9
Assists	Joyce Howard	5.3

1997-98		
Points	Rosie Smith	15.6
Rebounds	Angel Singleton	6.5
Assists	Joyce Howard	7.2

1998-99		
Points	Rosie Smith	17.0
Rebounds	Donelle Jones	6.4
Assists	Amber Follis	4.9

1999-00		
Points	Keelah Wilson	14.8
Rebounds	Keelah Wilson	9.1
Assists	Jene Vanderbilt	2.5

2000-01		
Points	Renda Chruman	11.4
Rebounds	Julie Rampley	6.4
Assists	Julie Rampley	3.6

2001-02		
Points	Niki Foster	13.0
Rebounds	Kate Fitzgerald	6.0
Assists	Kate Fitzgerald	2.3

2002-03		
Points	Nikki Hendrix	13.9
Rebounds	Tanisha Jackson	6.5
Assists	Julie Rampley	3.9

2003-04		
Points	Nikki Hendrix	17.7
Rebounds	Nikki Hendrix	7.0
Assists	Kim Reed	3.0

2004-05		
Points	Richelle Parks	13.9
Rebounds	Richelle Parks	8.0
Assists	Kim Reed	3.5

2005-06		
Points	Vivian Ewalefo	12.2
Rebounds	Vivian Ewalefo	7.6
Assists	Monica Gibbs	4.9

2006-07		
Points	Vivian Ewalefo	16.0
Rebounds	Monica Gibbs	8.1
Assists	Monica Gibbs	4.8

2007-08		
Points	Onika Anderson	13.5
Rebounds	Onika Anderson	8.8
Assists	Monica Gibbs	5.9

2008-09		
Points	Monica Gibbs	15.6
Rebounds	Onika Anderson	10.6
Assists	Monica Gibbs	6.7

2009-10		
Points	Whitney York	15.0
Rebounds	Ashleigh Franklin	8.9
Assists	Whitney York	3.0

2010-11		
Points	Amber Gregg	13.7
Rebounds	Ashleigh Franklin	8.5
Assists	Amber Gregg	3.2

2011-12		
Points	Kamra King	10.4
Rebounds	Judy Jones	7.0
Assists	Simone Young	2.4

2012-13		
Points	Kamra King	9.3
Rebounds	Niaga Mitchell-Cole	4.3
Assists	Simone Young	2.2

2013-14		
Points	Kamra King	13.6
Rebounds	McKenzie Adams	5.7
Assists	Miki Turner	3.1

2014-15		
Points	Kamra King	11.7
Rebounds	Akunna Elonu	7.3
Assists	Kamra King	2.0
	Ashley Spaletta	2.0

2015-16		
Points	Tesha Smith	10.2
Rebounds	Tesha Smith	8.3
Assists	Alana Heard	2.5

2016-17		
Points	Loryn Goodwin	17.5
Rebounds	Tesha Smith	7.9
Assists	Loryn Goodwin	4.5

2017-18		
Points	Crystal Chidomere	14.5
	Marie Benson	14.5
Rebounds	Marie Benson	9.2
Assists	Crystal Chidomere	2.7
	Alexus Dukes	2.7

2018-19		
Points	Marie Benson	15.2
Rebounds	Marie Benson	10.2
Assists	Kourtney Kekec	3.1

A	
Aalbers, Kristel	1997-98
Adams, McKenzie	2013-14
Aguirre, Denise	1982-86
Alexander, Dawn	1994-95
Allbright, Karen	1989-90
Alkek, Amy	1986-88
Altwein, Stephanie	1989-91
Anastasieska, Sara	2015-16
Anderson, Onika	2007-09
Ansley, Kelsey	2009-11
Archambault, Annie	1991-94

B	
Baldwin, Lora	2001-02
Bartlesmeyer, Amy	1995-96
Baurels, Trisha	1996-97
Benson, Barbara	2017-19
Benson, Marie	2016-19
Blau, Lacy	2004-05
Beard, Haylee	2013-15
Beene, Tiffany	1987-88
Bell, Mannasha	2011-15
Bloom, Delores	2005-06
Bogan, Tia	2004-08
Boldt, Tisha	1986-91
Boyland, Melissa	1988-89
Brock, Sarah	1999-01
Brockman, Carmen	1989-92
Brown, Destiny	2005-06
Brown, Kalinda	1990-91
Burks, Regan	2006-08

C	
Camacho, Tina	1981-86
Cannon, Alice	1983-85
Carlucci, Michelle	1992-94
Charlier, Nanette	1983-86
Chidomere, Crystal	2014-18
Churman, Renda	1997-01
Coleman, Tiffany	2002-03
Collins, Tijwana	2002-04
Cooper, Cori	2008-13
Costanza, Lynn	1985-86
Cottom, Valencia	2008-10
Coulter, Jody	1994-95
Cousin, Deja	2016-Present
Crafts, Krystal	1992-93
Craddock, Latonia	1999-00
Culpepper, Donna	1988-89

D	
Dancy, Kisha	1994-96
Daniel, Ginger	1993-94
Davis, Alysse	2008-11
Davis, Terrie	2004-08
DeMarte, Chelsea	2000-01
Dewey, Carla	1995-96

Donald, Karrington	2017-Present
Dorsey, Katrina	1999-02
Dube, Becky	1982-83
Dukes, Alexis	2015-18
Duncan, Kim	1983-85
Dunmyer, Brooke	1994-95
Dunson, Nicole	2004-06

E	
Eitner, Stacey	1982-83
Ellmore, Charlotte	2018-19
Elonu, Akunna	2012-16
Elsasser, Erin	1995-96
Emory, Mantha	1993-95
Evenello, Suzette	1986-88
Ewalefo, Vivian	2005-07

F	
Ferguson, Lisa	1989-90
Fitzgerald, Kate	2000-02
Follis, Amber	1996-99
Forcier, Corrie	2009-11
Forestier, Denise	1990-92
Foster, Amanda	2007-08
Foster, Niki	2000-02
Fox, Farren	2005-06
Franklin, Ashleigh	2009-11
Freeman, Lynsey	2006-07
Frisce, Katherine	1990-91
Fritz, Denise	1983-85

G	
Garcia, Andrea	2005-09
Garcia, Genny	1999-01
Gardner, Ashley	2010-12
Garza, Alma	1991-92
Gaskin, Karen	1988-90
Geppert, Kirsten	1998-99
Gibbs, Monica	2005-09
Goodwin, Loryn	2016-17
Gray, Robyn	1994-95
Greer, Lyndsey	2001-05
Gregg, Amber	2007-11
Gregg, Jenn	1981-82
Griffin, Vernita	1985-87
Groves, Debbye	1984-88
Guerra, Jessica	1992-93

H	
Haglund, Melissa	1987-88
Hall, Rikki	2001-02
Harsh, Kristen	1996-97
Hausenfluke, Melinda	1990-94

Hawkins, Tija	2016-Present
Heard, Alana	2013-16
Hegedus, Kristina	1995-96
Heineman, Carlie	2014-18
Hendrix, Nikki	2001-04

Hergott, Mathilde	2012-16
Hoffman, Rhonda	1983-87
Holliday, Dewella	2002-04
Hollins, Ruby	1983-84
Holt, Marsha	1981-83
Howard, Joyce	1996-98
Hurd, Shadana	2000-01

J	
Jackson, Tanisha	2002-03
Johnson, Breezy	1995-97
Johnson, Danielle	1999-00
Johnson, Kameisha	2009-11
Jones, Donelle	1998-99
Jones, Judy	2009-12
Jones, Stephanie	1992-94

K	
Kekec, Kourtney	2016-19
Kendrick, Sarah	2000-01
Kiejdrowska, Kasia	2015-17
King, Ankara	1992-94
King, Deanna	1987-89
King, Denise	1990-91
King, Kamra	2011-15
King, Keisha	1999-00
Knighton, Maggie	1997-98
Kroen, Karen	1983-87

L	
Laing, Courtney	2006-08
Layton, Beth	2002-03
Lewis, Sharon	1987-88
Lloyd, Kelly	1989-90
Luke, Joyce	1992-95
Lum, Allison	1985-87

M	
Maddox, Jacque	2000-03
Malone, Jermini	2009-13
Marlow, Billie	2016-18
Martin, Cierra	2008-10
Martin, Michelle	1989-93
Martinovich, Margaret	1981-85
Matthews, Portia	1990-91
Maxwell, Kim	1981-84
McCrory, Marlees	1999-01
McKay, Kara	2005-08
McReynolds, Linda	1981-83
Means, Destiny	2013-14
Menz, Jenny	2011-13
Mingee, Lacy	2001-06
Mitchell-Cole, Niaga	2012-16
Montgomery, Jalisa	2011-13

N	
Nance, Laura	1991-92
Nelson, Sherika	1995-97

2019-20 WOMEN'S BASKETBALL ROADRUNNERS

ALL-TIME LETTERWINNERS

Nickel, Shelly	1996-97
Northern, Latifa	1998-02
Nwanguma, Shantel	2008-10

O

Owens, Carol	1987-88
Oliveira, Ana	2003-07

P

Park, Nichelle	2005-06
Parks, Richelle	2004-05
Pavell, Cindy	1981-82
Pawlaczyk, Ryba	2007-09
Pepper, Tracey	1993-95
Prior, Victoria	2004-05
Prose, Amber	2000-02

R

Rampley, Julie	2000-03
Ramsey, Derrilene	1988-89
Ransom, Nicole	1988-90
Ray, Tanya	1994-95
Reed, Kim	2001-05
Rhodes, Stesha	1998-99
Rhyner, Wendy	1989-90
Riedel, Robin	1992-93
Risien, J.J.	2003-05
Robbins, Sherelia	1991-92
Roberson, Soonja	1995-98
Roberts, Tameka	1997-98
Robinson, Tasharian	2017-18
Rogers, Tammy	1987-91
Romagosa, Amy	1994-95
Ross, Philicia	1990-94
Rossi, Zeena	1988-89

S

Salinas, Annie	2001-02
Sandefur, Katie	2002-06
Schaffer, Stephanie	1995-97
Schmitt, Cheryl	1981-82
Schlosser, Rachel	2008-09
Seale, Shelley	1981-83
Siler, Marci	1999-00
Singleton, Angel	1993-98
Smith, Erica	1988-90
Smith, Lisa	1995-97
Smith, Rosie	1997-99
Smith, Sonya	1985-87
Smith, Tamara	1994-96
Smith, Tesha	2013-17
Spaletta, Ashley	2011-15
Spencer, Sabirah	1997-99
Stark, Jordan	2007-09
Stearns, Ryann	2018-19
Stephens, Ashley	2013-14
Stimson, Sara	1990-91
Stone, Theresa	1983-84
Swoboda, Summer	1996-98

Swords, Stephanie	2003-05
-------------------	---------

T

Tate, Dwanisha	2013-15
Thomas, Kristen	1984-86
Thompson, Felicia	1981-85
Thorman, Lyndi	2010-13
Thornton, Dempsey	2015-16
Tilghman, Tammie	1988-89

Toth, Timea 2016-Present

Tucker, Katina	1993-94
Turner, Miki	2012-14

V

Van Auken, Celeste	1984-87
Vanderbilt, Jene	1998-02
Vaughn, Candice	1997-98
Vogts, Karen	1982-83

W

Walker, Chekesha	1999-00
Watkins, Latoyia	1996-97
Watson, D'Ann	1991-92
Waturuocha, Ijeoma	2010-12
Wells, Valerie	1982-84
Westfall, Toni	1996-97
Williams, LaQuitta	1992-93
Williams, Starlite	1983-87
Williams, Taylor	2013-16
Williams, Tiffany	1990-94
Wilson, Keelah	1998-00
Wilson, Sharon	1985-89
Wright, Whitney	2009-13

Y

Yarborough, Lynette	1985-86
York, Whitney	2007-13
Young, Simone	2011-13

Z

Ziegler, Holly	2001-05
----------------	---------

Southland Conference Awards

Coach of the Year

Rae Rippetoe-Blair 2001, 03, 09

Player of the Year

Monica Gibbs 2009

Defensive Player of the Year

Monica Gibbs 2009

Freshman of the Year

Rosie Smith 1998
Richelle Parks 2005
Monica Gibbs 2006

Newcomer of the Year

Nikki Hendrix 2002
Dewella Holliday 2003
Vivian Ewalefo 2006
Onika Anderson 2008

Student-Athlete of the Year

Nicole Dunson 2004-05
Ryba Pawlaczyk 2008-09

All-Conference

First Team

Nikki Hendrix 2003
Nikki Hendrix 2004
Vivian Ewalefo 2006
Vivian Ewalefo 2007
Monica Gibbs 2008
Onika Anderson 2009
Monica Gibbs 2009

Second Team

Angel Singleton 1997
Joyce Howard 1998
Rosie Smith 1999
Keelah Wilson 2000
Renda Churman 2001
Julie Rampley 2001
Nikki Hendrix 2002
Dewella Holliday 2004
Richelle Parks 2005
Monica Gibbs 2007
Onika Anderson 2008
Whitney York 2010
Judy Jones 2010
Amber Gregg 2011

Third Team

Julie Rampley 2003
Tanisha Jackson 2003
Nicole Dunson 2006
Terrie Davis 2008
Ashleigh Franklin 2010
Ashleigh Franklin 2011

Honorable Mention

Nicole Dunson 2005
Ryba Pawlaczyk 2009
Judy Jones 2012

Preseason All-Conference

Monica Gibbs (1st team) 2007-08
Amber Gregg (2nd team) 2009-10

Tournament MVP

Monica Gibbs 2008
Onika Anderson 2009

All-Tournament Team

Rose Smith 1998
Nikki Hendrix 2003
Nikki Hendrix 2004
Monica Gibbs 2006
Vivian Ewalefo 2006
Terrie Davis 2008
Onika Anderson 2008
Monica Gibbs 2008
Monica Gibbs 2009
Jordan Stark 2009
Onika Anderson 2009
Ashleigh Franklin 2011

Player of the Week

2002-03 Dewella Holliday (12/8)
2005-06 Katie Sandefur (1/23)
2006-07 Monica Gibbs (2/5)
Vivian Ewalefo (2/26)
Monica Gibbs (3/5)
2007-08 Whitney York (11/13)
Whitney York (11/20)
Jordan Stark (12/3)
Onika Anderson (1/28)
2008-09 Monica Gibbs (12/8)
Amber Gregg (1/12)
Monica Gibbs (2/2)
Onika Anderson (2/9)
Monica Gibbs (2/23)
Monica Gibbs (3/2)
Monica Gibbs (3/8)
2009-10 Ashleigh Franklin (1/4)
2010-11 Amber Gregg (12/13)

All-Academic Team

Nicole Dunson (1st team) 2004-05
Nicole Dunson (1st team) 2005-06
Ryba Pawlaczyk (1st team) 2008-09
Whitney York (2nd team) 2009-10
Alysse Davis (2nd team) 2010-11

All-Decade Team

2000s
Onika Anderson 2007-09
Monica Gibbs* 2005-09
Nikki Hendrix 2001-04
Rae Rippetoe-Blair* 2000s
*indicates Player/Coach of the Decade

Western Athletic Conference Awards

All-Conference

Third Team

Kamra King 2013

Conference USA Awards

All-Conference

First Team

Loryn Goodwin 2017

Second Team

Tesha Smith 2017
Marie Benson 2019

Newcomer of the Year

Loryn Goodwin 2017

Player of the Week

2016-17 Tesha Smith (1/23)
Loryn Goodwin (1/30)

Freshman of the Week

2013-14 Tesha Smith (2/24)
2016-17 Marie Benson (12/5)
Marie Benson (3/6)

All-Academic Team

Dempsey Thornton 2015-16
Loryn Goodwin 2016-17

Spirit of Service Award

Miki Turner 2013-14
Niaga Mitchell-Cole 2014-15
Niaga Mitchell-Cole 2015-16
Tija Hawkins 2018-19

Sport Academic Team Award

2015-16
2016-17

National Awards

ESPN The Magazine/CoSIDA Academic All-District

Nicole Dunson 2005-06
Ryba Pawlaczyk 2008-09

Arthur Ashe Jr. Sports Scholar Award

Nicole Dunson 2006

Texas Basketball Association of Coaches

Coach of the Year

Rae Rippetoe-Blair 2008-09

Player of the Year

Monica Gibbs 2008-09

Academic All-Americans

Margaret Martinovich (2nd team) 1983-84
Margaret Martinovich (1st team) 1984-85

2019-20 WOMEN'S BASKETBALL ROADRUNNERS



1

Evelyn Omemmah



3

Elena Blanding



4

Mikayla Woods



10

Karley Larson



11

Charlene Mass



13

Deja Cousin



15

Timea Toth



23

Tija Hawkins



24

Kiara Shoals



25

Shannan Mitchell



30

Grace Daniels



32

Adryana Quezada



34

Karrington Donald



40

Mandi Cooks



Class of 2023

Shannan Mitchell	Mandi Cooks
Mikayla Woods	Charlene Mass
Elena Blanding	Adryana Quezada
Karley Larson	



SEASON SCHEDULE

11.06 **CONCORDIA TEXAS**

11.11 **UIW**

11.14 **@ TEXAS**

11.18 **USW**

BANK OF HAWAII CLASSIC HONOLULU, HI

11.22 **@ HAWAII**

11.24 **VS UTAH**

11.30 **@ UTRGV**

12.04 **@ TEXAS STATE**

12.08 **SAM HOUSTON STATE**

12.20 **TEXAS WESLEYAN**

12.29 **@ TEXAS TECH**

01.02 **FLORIDA ATLANTIC**

01.04 **FIU**

01.09 **@ LOUISIANA TECH**

01.11 **@ SOUTHERN MISS**

01.18 **@ UTEP**

01.23 **NORTH TEXAS**

01.25 **RICE**

01.30 **@ UAB**

02.01 **@ MIDDLE TENNESSEE**

02.06 **OLD DOMINION**

02.08 **CHARLOTTE**

02.13 **@ MARSHALL**

02.15 **@ WESTERN KENTUCKY**

02.20 **UTEP**

02.22 - 03.07 **TBD**
C-USA OPP. DETERMINED IN DEC.

C-USA CHAMPIONSHIP FRISCO, TX

03.11 - 03.14 **C-USA**

HOME | AWAY | C-USA