



C-USA



# UTSA

2017-18 WOMEN'S

# BASKETBALL

## MEDIA GUIDE





## Freshman Class

Tasharian Robinson  
Karrington Donald  
Barbara Benson

## Sophomore Class

Timea Toth  
Deja Cousin  
Tijia Hawkins  
Marie Benson



## Junior Class

Evelyn Omemmah  
Kourtney Kekec  
Alexus Dukes

## Senior Class

Crystal Chidomere  
Billie Marlow  
Carlie Heineman







# Table of Contents



## Media Information

Quick Facts.....	4
Media Information.....	4
Schedule.....	5
Roster.....	6
TV Roster/Pronunciation Guide.....	7

## The Roadrunners

### Returns

3 Alexis Dukes.....	9
4 Crystal Chidomere.....	10
13 Deja Cousin.....	11
15 Timea Toth.....	12
20 Kourtney Kekec.....	13
21 Marie Benson.....	14
23 Tija Hawkins.....	15
31 Carlie Heineman.....	16
40 Billie Marlow.....	17

### Newcomers

1 Evelyn Omemmah.....	18
10 Tasharian Robinson.....	18
33 Barbara Benson.....	18
34 Karrington Donald.....	18

### Coaching Staff

Head coach Kristen Holt.....	20
Assistant coach Adam Esses.....	21
Assistant coach Ela Mukosiej.....	21
Director of operations Courtney Cremer.....	22
Associate athletic trainer Brenna Ellis.....	22
Asst. Dir. of Strength & Conditioning Lexi Beeson.....	23

## 2016-17 Season in Review

2016-17 results.....	24
2016-17 final statistics.....	25
2016-17 Conference USA only statistics.....	26
2016-17 points-rebounds-assists.....	27
2016-17 Conference USA standings/review.....	28

## Records

Team records.....	29
Individual records.....	30
Career top-10 records.....	31
Single-season top-10 records.....	32
1,000-point Club.....	33
Top-50 Scorers.....	34
500-rebound Club.....	35
Top-50 Rebounders.....	36
Opponent records.....	37
All-time vs. ranked opponent, attendance, 100+scoring.....	38

## History

Annual leaders.....	40
Honor roll.....	41
Year-by-year records.....	42
Year-by-year results.....	43
All-time series results.....	52
All-time letter winners.....	63
Monica Gibbs.....	65



**WE ARE UTSA** | When referencing The University of Texas at San Antonio Athletics, please use the acronym **UTSA** on first reference and the nickname **Roadrunners**. Please refrain from using Texas-San Antonio, UT-San Antonio, UT-SA or any other variation.

**MEDIA COVERAGE** | The UTSA Athletics Communications Office assists members of the media with their coverage of all Roadrunners sports by providing player and coach interviews, feature ideas, pregame notes and updated statistics. In addition to the 2017-18 media guide, media members may check UTSA's official athletics website – goUTSA.com – for the latest information on all the department's 17 sports.

**INTERVIEWS** | All interviews with coaches and student-athletes must be arranged at least 24 hours in advance through women's basketball contact Audrey Westcott. Telephone interviews are available to the media on a "call-back" basis at a time that is convenient for the coach or student-athlete. Post-game interviews with coaches and student-athletes will be conducted on the court following a 10-minute "cooling off" period.

**MEDIA SERVICES** | Media members are encouraged to contact the UTSA Athletics Communications Office with credential requests at least 24 hours before a home game. Credentials can be picked up with proper photo identification at the Convocation Center. Phone lines and complimentary wireless Internet access for radio, SIDs and members of the print media are available along press row and the main press row phone number is (210) 458-4566.

**PRACTICES** | UTSA welcomes all media to attend basketball practices during the season with 24 hours notice to the athletics communications office. In most cases, coaches and student-athletes are available after practice. Pre-game practices are closed to the media.

**INTERNET BROADCASTS** | All of UTSA's home games are slated to stream live on goUTSA.com this season. Video streaming (subscription required) also will be available for all home games.

### Credits

The 2017-18 UTSA women's basketball media guide was designed, written and edited by Assistant Athletics Communications Director Audrey Westcott. Assistance provided by Associate AD/Athletics Communications Director Kyle Stephens and Assistant Athletics Communications Director Anthony Baldwin. Photography was provided by Jeff Huehn.

### General Information

Institution	The University of Texas at San Antonio
Nickname	Roadrunners
Colors	Navy blue (289), orange (1665) and white
Founded	1969
Enrollment	36,740
Home arena / Capacity	Convocation Center / 2,650
Press row phone	(210) 458-4587
Affiliation	NCAA Division I
Conference	Conference USA
President	Taylor Eighmy, Ph.D
Interim Athletics director	Sam Gonzales

### Coaching Staff

Head coach	Kristen Holt (Ohio, '92)
Record at UTSA	First Season
Career record	63-87 (5 years)
Assistant coach	Adam Esses
Assistant coach	Ela Mukosiej
Director of operations	Courtney Cremer
Office phone	(210) 458-4171

### Team Information

2016-17 record	14-16
2016-17 Conference USA record / place	10-8/7 <sup>th</sup>
2016-17 final national ranking	N/A
Starters R/L	2/3
Letter winners R/L	9/3
Newcomers	4

### History

First year of basketball	1981-82
All-time record	507-516
All-time conference record	231-221
All-time Oil Country Athletic Conference record	18-2
All-time Southland Conference record	172-172
All-time Western Athletic Conference record	10-8
All-time Conference USA record	31-39
NCAA tournament appearances	2 (2008, 2009)
Championships	3
Southland Conference (regular season) 2003, '09, '11 (West)	
Last NCAA tournament appearance	2009 (L, 87-82 (OT)) Baylor

### Athletics Communications

Assistant director (women's basketball contact)	Audrey Westcott
Email	audrey.westcott@utsa.edu
Phone	(210) 420-9675
Website	goUTSA.com
Twitter	@utsaathletics
Facebook (women's basketball)	/UTSA Women's Basketball
Twitter	@UTSAWBB
Instagram	@UTSAWBBALL
Hashtag	#RunningWithExcellence





## 2016-17 Schedule

<b>Fri.</b>	<b>Nov. 3</b>	<b>Trinity #</b>	<b>San Antonio, Texas</b>	<b>7 p.m.</b>
<b>Fri.</b>	<b>Nov. 10</b>	<b>Sul Ross State</b>	<b>San Antonio, Texas</b>	<b>7 p.m.</b>
Sun.	Nov. 12	at Arizona State	Tempe, Ariz.	4 p.m.
<b>Wed.</b>	<b>Nov. 15</b>	<b>UT Arlington</b>	<b>San Antonio, Texas</b>	<b>7 p.m.</b>
Fri.	Nov. 17	at Texas	Austin, Texas	7 p.m.
Fri.	Nov. 24	Lamar vs. North Dakota !	San Antonio, Texas	2 p.m.
<b>Fri.</b>	<b>Nov. 24</b>	<b>Northern Illinois !</b>	<b>San Antonio, Texas</b>	<b>4 p.m.</b>
Sat.	Nov. 25	Northern Illinois vs. Lamar !	San Antonio, Texas	12 p.m.
<b>Sat.</b>	<b>Nov. 25</b>	<b>North Dakota !</b>	<b>San Antonio, Texas</b>	<b>2 p.m.</b>
Fri.	Dec. 1	vs. Mississippi Valley State ^	Edinburg, Texas	4:30 p.m.
Sat.	Dec. 2	at UTRGV ^	Edinburg, Texas	3 p.m.
Tues.	Dec. 5	Texas State	San Marcos, Texas	7 p.m.
Sat.	Dec. 16	at San Diego	San Diego, Calif.	8 p.m.
Tues.	Dec. 19	at Cal State Fullerton	Fullerton, Calif.	9 p.m.
<b>Fri.</b>	<b>Dec. 29</b>	<b>Texas A &amp; M Commerce</b>	<b>San Antonio, Texas</b>	<b>7 p.m.</b>
Fri.	Jan. 5	at La Tech *	Ruston, La.	6:30 p.m.
Sun.	Jan. 7	at Rice *	Houston, Texas	2 p.m.
<b>Thur.</b>	<b>Jan. 11</b>	<b>Middle Tennessee *</b>	<b>San Antonio, Texas</b>	<b>11 a.m.</b>
<b>Sat.</b>	<b>Jan. 13</b>	<b>Old Dominion *</b>	<b>San Antonio, Texas</b>	<b>7 p.m.</b>
Thur.	Jan. 18	at WKU *	Bowling Green, Ky.	11 a.m.
Sat.	Jan. 20	at Old Dominion *	North Folk, Va.	6 p.m.
<b>Thur.</b>	<b>Jan. 25</b>	<b>Florida Atlantic *</b>	<b>San Antonio, Texas</b>	<b>7 p.m.</b>
Sat.	Jan. 27	at Southern Miss *	Hattiesburg, Miss.	4 p.m.
<b>Fri.</b>	<b>Feb. 2</b>	<b>North Texas *</b>	<b>San Antonio, Texas</b>	<b>7 p.m.</b>
<b>Sun.</b>	<b>Feb. 4</b>	<b>UTEP *</b>	<b>San Antonio, Texas</b>	<b>2 p.m.</b>
Thur.	Feb. 8	at Marshall *	Huntington, WV	4 p.m.
Sat.	Feb. 10	at Charlotte *	Charlotte, NC	6 p.m.
<b>Wed.</b>	<b>Feb. 14</b>	<b>FIU *</b>	<b>San Antonio, Texas</b>	<b>7 p.m.</b>
Fri.	Feb. 23	at UTEP *	El Paso, Texas	8 p.m.
<b>Sun.</b>	<b>Feb. 25</b>	<b>Rice *</b>	<b>San Antonio, Texas</b>	<b>2 p.m.</b>
<b>Sat.</b>	<b>March 3</b>	<b>UAB *</b>	<b>San Antonio, Texas</b>	<b>2 p.m.</b>
Wed.-Sat.	March 7-10	Conference USA Championships	Frisco, Texas	TBA

All times Central • schedule is tentative and subject to change  
 Home games in **bold** played at UTSA Convocation Center  
 # exhibition game • ! UTSA Thanksgiving Classic (San Antonio, Texas)  
 ^ UTRGV Battle on the Border (Edinburg, Texas)  
 \* Conference USA game







# 2016-17 UTSA Roster

## Coaching Staff

<b>Head Coach</b> Kristen Holt	Ohio, '92
<b>Assistant coach</b> Adam Esses	Bethany, '08
<b>Assistant coach</b> Ela Mukosiej	Seton Hall, '07
<b>Director of operations</b> Courtney Cremer	Portland State, '12

## NUMERICAL

No.	Name	Pos.	Ht.	Yr.	Hometown (Previous School)
1	Evelyn Omemmah	F	6-1	Jr.-TR	Kakuri Kaduna, Nigeria (Paris JC)
3	Alexus Dukes	G	5-6	Jr.-2L	Harker Heights, Texas (Harker Heights HS)
4	Crystal Chidomere	G	5-11	Sr.-3L	Houston, Texas (Bush HS)
10	Tasharian Robinson	G	5-10	Fr.-HS	League City, Texas (Clear Springs HS)
13	Deja Cousin	G	5-9	So.-1L	Burlington, N.C. (The Burlington School)
15	Tímea Tóth	F	6-1	So.-1L	Dunakeszi, Hungary (Dunakeszi Radnóti M.G.)
20	Kourtney Kekec	F	5-10	Jr.-2L	Bonne Terre, Mo. (Mineral Area JC)
21	Marie Benson	F	6-1	So.-1L	Waco, Texas (Midway HS)
23	Tija Hawkins	F	6-1	So.-1L	Kileen, Texas (Shoemaker HS)
31	Carlie Heineman	G	6-0	Sr.-3L	San Antonio, Texas (Brennan HS)
33	Barbara Benson	G	5-11	Fr.-HS	Amarillo, Texas (Midway HS)
34	Karrington Donald	G	5-7	Fr.-HS	Humble, Texas (Humble HS)
40	Billie Marlow	C	6-3	Sr.-1L	Copenhagen, Denmark (Collin JC)

## Pronunciation Guide

Kekec	key-keck
Tija	tie-ZJAH
Tímea Toth	thee-MA   thoth
Mukosiej	moo-COE-shay

## ALPHABETICAL

No.	Name	Pos.	Ht.	Yr.	Hometown (Previous School)
33	Barbara Benson	G	5-11	Fr.-HS	Amarillo, Texas (Midway HS)
21	Marie Benson	F	6-1	So.-1L	Waco, Texas (Midway HS)
4	Crystal Chidomere	G	5-11	Sr.-3L	Houston, Texas (Bush HS)
13	Deja Cousin	G	5-9	So.-1L	Burlington, N.C. (The Burlington School)
34	Karrington Donald	G	5-7	Fr.-HS	Humble, Texas (Humble HS)
3	Alexus Dukes	G	5-6	Jr.-2L	Harker Heights, Texas (Harker Heights HS)
23	Tija Hawkins	F	6-1	So.-1L	Kileen, Texas (Shoemaker HS)
31	Carlie Heineman	G	6-0	Sr.-1L	San Antonio, Texas (Brennan HS)
20	Kourtney Kekec	F	5-10	Jr.-2L	Bonne Terre, Mo. (Mineral Area JC)
40	Billie Marlow	C	6-3	Sr.-1L	Copenhagen, Denmark (Collin JC)
1	Evelyn Omemmah	F	6-1	Jr.-TR	Kakuri Kaduna, Nigeria (Paris JC)
10	Tasharian Robinson	G	5-10	Fr.-HS	League City, Texas (Clear Springs HS)
15	Tímea Tóth	F	6-1	So.-1L	Dunakeszi, Hungary (Dunakeszi Radnóti M.G.)

### Starters returning (2)

Carlie Heineman (G / Sr.)(9.2 ppg, 2.6 rpg, 1.6 apg)  
Crystal Chidomere(G / Sr.)(8.5 ppg, 4.5 rpg, 2.9 apg, 1.8 spg)

### Other letter winners returning (7)

Alexus Dukes(G / Jr.)(3.8 ppg, 1.4 rpg, 1.7 apg)  
Deja Cousin(G / So.)(0.7 ppg, 0.3 rpg, 0.0 apg)  
Tímea Tóth(F / So.)(1.6 ppg, 2.6 rpg, 0.2 apg, 0.3 bpg)  
Kourtney Kekec(F / Jr.)(0.7 ppg, 0.6 rpg, 0.2 apg)  
Marie Benson(F / So.)(6.7 ppg, 5.3 rpg, 0.2 apg, 0.8 spg, 1.0 bpg)  
Tija Hawkins(F / So.)(0.8 ppg, 1.3 rpg, 0.1 apg)  
Billie Marlow(C / Sr.)(1.0 ppg, 1.7 rpg, 0.0 bpg)

### Starters lost (3)

Kasia Kiejdrowska(8.3 ppg, 3.3 rpg, 1.1 apg, 0.8 spg)  
Loryn Goodwin(17.5 ppg, 5.9 rpg, 4.5 apg, 3.1 spg)  
Tessa Smith(15.4 ppg, 7.9 rpg, 0.7 apg, 1.5 spg)

### Letter winner lost (3)

Kasia Kiejdrowska(8.3 ppg, 3.3 rpg, 1.1 apg, 0.8 spg)  
Loryn Goodwin(17.5 ppg, 5.9 rpg, 4.5 apg, 3.1 spg)  
Tessa Smith(15.4 ppg, 7.9 rpg, 0.7 apg, 1.5 spg)






# Media/TV Roster




**Evelyn Omemmah, F**  
6-1 • Jr.-TR  
Kakuri Kaduna, Nigeria



**Alexis Dukes, G**  
5-6 • Jr.-2L  
Harker Heights, Texas



**Crystal Chidomere, G**  
5-11 • Sr.-3L  
Houston, Texas



**Tasharian Robinson, G**  
5-10 • Fr.- HS  
Waxahacie, Texas



**Deja Cousin, G**  
5-9 • So.-1L  
Burlington, N.C.




**Timea Tóth, F**  
6-1 • So.-1L  
Dunakeszi, Hungary




**Kourtney Kekec, F**  
5-10 • Jr.-2L  
Bonne Terre, Mo.




**Marie Benson, F**  
6-1 • So.-1L  
Waco, Texas



**Tija Hawkins, F**  
6-1 • So.-1L  
Killeen, Texas



**Carlie Heineman, G**  
6-0 • Sr.-3L  
San Antonio, Texas



**Barbara Benson, G**  
5-11 • Fr.-HS  
Amarillo, Texas



**Karrington Donald, G**  
5-7 • Fr.-HS  
Humble, Texas



**Billie Marlow, C**  
6-3 • Sr.-1L  
Copenhagen, Denmark



**Kristen Holt**  
Head Coach



**Adam Esses**  
Assistant Coach



**Ela Mukosiej**  
Assistant Coach



**Courtney Cremer**  
Director of Operations



# MEET THE ROADRUNNERS







Junior

Guard

5-6

Harker Heights, Texas

Harker Heights High School



# 3 Alexis DUKES

**Sophomore (2016-17):** Appeared in 14 games with a start against Houston (Dec. 19)...averaged 3.8 points and 1.4 rebounds, while shooting 65 percent from the line...finished with a season-high 10 points at UTEP (Jan. 1) ...scored eight points at FIU (Jan. 14) and seven points against Texas State...chipped in 24 assists on the season including a season-high four at Florida Atlantic (Jan. 12) and against UTEP (Jan. 21)...missed the final 12 games due to injury...named to the Conference USA Commissioner's Honor Roll.

**Freshman (2015-16):** Saw action in 26 contests in first season at UTSA and started nine times, including the season opener at Texas (Nov. 14) where she scored career-best 18 points on 6-of-9 shooting from 3-point range...also grabbed a career-best six boards against the Longhorns...recorded career marks in free throws (4), assists (6) and blocks (1) against Howard Payne (Dec. 15)...averaged 4.9 points, 1.6 rebounds and 1.7 assists per game...reached double figures five times and posted multiple assists in 15 contests...named to the Conference USA Commissioner's Honor Roll.

**High School:** Three-year starter for the Harker Heights Knights...garnered first team all-district honors and was a McDonald's All-American nominee her senior year and was also a Texas Association of Basketball Coaches 6A Region II All-Region first team selection...in 2012, was tabbed District 12-5A Newcomer of the Year...named all-district her sophomore and junior campaigns...led the Knights to a 35-2 overall record her freshman year but went 29-0 before facing the team's first loss.

**Personal:** Full name is Alexis Dukes...born April 24, 1997 in Fort Campbell...daughter of Donnie and Tracey Dukes...two brothers, Josh and DJ...one sister, Shay...cousin, Genard Avery, plays football for the University of Memphis...majoring in criminal justice.

### Career Stats

Season	gp-gs	min/avg	Total		3-Point		F-Throws		Rebounds				Scoring							
			fg-fga	pct	fg-fga	pct	ft-fta	pct	off	def	tot	avg	pf	fo	ast	to	blk	stl	pts	avg
2015-16	25-9	444/17.8	49-154	.318	11-46	.239	19-32	.594	9	33	42	1.7	47	1	42	48	4	22	128	5.1
2016-17	14-1	227/16.2	18-51	.353	4-12	.333	13-20	.650	4	16	20	1.4	20	0	24	29	1	9	53	3.8
<b>TOTAL</b>	<b>39-10</b>	<b>671/17.2</b>	<b>67-205</b>	<b>.327</b>	<b>15-58</b>	<b>.259</b>	<b>32-52</b>	<b>.615</b>	<b>13</b>	<b>49</b>	<b>62</b>	<b>1.6</b>	<b>67</b>	<b>1</b>	<b>66</b>	<b>77</b>	<b>5</b>	<b>31</b>	<b>181</b>	<b>4.6</b>



Senior

Guard

5-11

Richmond, Texas

Bush High School



# 4 Crystal CHIDOMERE

**Junior (2016-17):** Appeared in all 30 games with 20 starts...averaged 8.5 points and 4.5 rebounds per game...shot 45.1 percent from the floor and 63.4 percent from the free-throw line...reached double digits 11 times, including a career-best 25 points at Florida Atlantic (Jan. 12)...registered her first double-double with 12 points and 10 rebounds against Southern Miss (Jan. 5)... delivered 39 points in UTSA's last two games, including a 23-point outburst versus Rice in the C-USA Tournament...secured 54 steals to finish 2nd for UTSA and 9th in C-USA...finished with a .634 free-throw percentage, highlighted by a 1.000 (4-of-4) showing vs. 2017 C-USA Champion WKU (Jan. 28)...named to the Conference USA Commissioner's Honor Roll.

**Sophomore (2015-16):** One of three players to appear in all 29 games and finished third on the team with 8.8 points per game...paced the team with 43 steals and added 12 blocks and 46 assists...reached double digits 13 times, including a career best 18 points at FIU (Feb. 13) to help UTSA to its first road victory...shot a Conference USA 15th-best 46 percent (109-of-237) and in league-only games, shot 47.4 percent...posted 12 games with multiple assists and recorded a career high five against Howard Payne (Dec. 15)...also had 10 games with multiple steals, including six straight, and matched a career-best of four three times...added 3.4 rebounds, 1.6 assists and 1.5 steals per game...named to the Conference USA Commissioner's Honor Roll.

**Freshman (2014-15):** Appeared in 29 games in first season as a Roadrunner and averaged 13.4 minutes per game...fourth on the team in assists (37) and fifth in steals (11)...amongst all freshman in Conference USA, ranked sixth in assists per game (1.28), seventh in blocks per game (0.38) and ninth with 4.5 points per game...scored in double figures four times, including a career best 14 points against South Dakota (Dec. 28) where she went 7-for-19 with two rebounds, four rebounds and one steal...shot 34.4 percent (54-for-157) from the field and 65.5 percent (19-for-29) from the free throw line...named to the Conference USA Commissioner's Honor Roll.

**High School:** Four-year letter winner and three-year starter for George Bush High School...back-to-back first team all-district selection (2011-13)...tabbed District 23 5-A Most Valuable Player as a senior...named to the Texas Association of Basketball Coaches (TABC) all-region team and the All-Greater Houston second team in 2014...member of the first team in Bush HS history to go undefeated and win a playoff game...member of the National Honor Society and graduated cum laude...also lettered in volleyball and track & field...was the district champion in the high jump in each of the two seasons she competed on the team.

**Personal:** Full name is Nreomu Crystal Chidomere...born in Houston...daughter of Shedrack and Rose Chidomere...one brother, Chibuikwe, and three sisters, Victoria, Onyi and Chelsea...majoring in kinesiology.

### Career Stats

Season	gp-gs		Total		3-Point		F-Throws		Rebounds				Scoring							
	gp-gs	min/avg	fg-fga	pct	fg-fga	pct	ft-fa	pct	off	def	tot	avg	pf	fo	ast	to	blk	stl	pts	avg
2014-15	29-0	390/13.4	54-157	.344	4-18	.222	19-29	.655	20	31	51	1.8	44	1	37	44	11	17	131	4.5
2015-16	28-4	585/20.9	103-226	.456	1-11	.091	36-53	.679	32	60	92	3.3	78	3	43	66	12	42	243	8.7
2016-17	30-20	875/29.2	114-253	.451	0-3	.000	26-41	.634	39	97	136	4.5	84	3	87	86	15	54	254	8.5
TOTAL	87-24	1850/21.3	271-636	.426	5-32	.156	81-123	.659	91	188	279	3.2	206	7	167	196	38	113	628	7.2





Sophomore

Guard

5-9

Burlington, N.C.

The Burlington School



# Deja 13 COUSIN

**Freshman (2016-17):** Appeared in 15 games off the bench ... saw first action of the campaign against Angelo State (Nov.2)...totaled a season-high five points against Charlotte (March 2)...averaged 0.7 points and 0.3 rebounds, while shooting 66.7 percent from the floor... named to the Conference USA Commissioner's Honor Roll.

**High School:** Two-sport (volleyball and basketball) athlete at The Burlington School ... two-year starter for the Spartans and averaged 2.3 points per game during senior campaign ... scored 973 career points at The Burlington School ... two-time all-state and all-region honoree ... garnered conference player of the year accolades in 2015-16 ... in final season, led the Spartans to a 22-4 overall record and to an appearance at the final four in the playoffs.

**Personal:** Born June 2, 1998 in Weissenfels, Germany ... daughter of Rod and Nicole Cousin ... three brothers, Justin, Trey and Xavier ... father, Rod, played basketball at Radford from 1984-88 ... mother, Nicole, played basketball at Radford... majoring in psychology.

### Career Stats

Season	gp-gs	min/avg	Total		3-Point		F-Throws			Rebounds				Scoring						
			fg-fga	pct	fg-fga	pct	ft-fa	pct	off	def	tot	avg	pf	fo	ast	to	blk	stl	pts	avg
2016-17	15-0	36/2.4	3-15	.200	1-11	.091	4-6	.667	1	3	4	0.3	6	0	0	4	0	0	11	0.7
TOTAL	15-0	36/2.4	3-15	.200	1-11	.091	4-6	.667	1	3	4	0.3	6	0	0	4	0	0	11	0.7





Sophomore

Forward

6-1

Dunakeszi, Hungary

Dunakeszi Radnoti M.G.



Timea  
15 TOTH

**Freshman (2016-17):** Appeared in 29 games with 14 starts, totaling 380 minutes of action...averaged 1.6 points and 2.6 rebounds per outing...made collegiate debut against Angelo State (Nov.11) where she grabbed 10 rebounds (4 offensive/6 defensive)...totalled a season-high six points at Charlotte (March 2)...posted 10 rebounds against Liberty (Dec. 20)...also earned the Conference USA Academic Medal, which recognizes student-athletes with at least a 3.75 GPA, and made the C-USA Commissioner's Honor Roll.

**High School:** Attended Dunakeszi Radnoti Miklos Gimnaziuma for prep career ... earned a spot in the Hungarian Championship All-Star team in 2016.

**Personal:** Born Feb. 14, 1997 in Budapest, Hungary ... daughter of Istvan Toth and Judit Czimmermann ... one brother, A'kos ... yet to declare major.

**Career Stats**

Season	gp-gs	min/avg	Total		3-Point		F-Throws		Rebounds				Scoring							
			fg-fga	pct	fg-fga	pct	ft-fta	pct	off	def	tot	avg	pf	fo	ast	to	blk	stl	pts	avg
2016-17	29-14	380/13.1	20-51	.392	0-0	.000	7-12	.583	41	34	75	2.6	42	0	7	23	9	11	47	1.6
TOTAL	29-14	380/13.1	20-51	.392	0-0	.000	7-12	.583	41	34	75	2.6	42	0	7	23	9	11	47	1.6





Junior

Forward

5-10

Bonne Terre, Mo.

North County HS



# 20 Kourtney KEKEC

**Sophomore (2016-17):** Appeared in 19 games off the bench...recorded 99 minutes of action on the season including a season-high 11 minutes against Texas A&M-Kingsville...finished the season with 15 points, 12 rebounds, five steals, four assists and a .643 free-throw percentage... named to the Conference USA Commissioner's Honor Roll.

**Prior to UTSA (Mineral Area College):** Played one season at Mineral Area College in Missouri and helped team to a 23-6 overall record and a second place finish in the region ... averaged 8.7 points, 4.9 rebounds and 2.1 assists per game ... shot 41.1 percent (81-of-197) from the floor and was 63-of-91 from the free throw line ... recipient of the NJCAA Exemplary Academic Achievement Award ... earned all-conference and all-region honors.

**Personal:** Born Aug. 13, 1996 in Bonne Terre, Mo. ... daughter of Larry and Dawn Kekec ... three brothers, Karson, Karter and Kooper ... majoring in public health.

### Career Stats

Season	gp-gs		Total		3-Point		F-Throws		Rebounds				Scoring							
	gp-gs	min/avg	fg-fga	pct	fg-fga	pct	ft-fta	pct	off	def	tot	avg	pf	fo	ast	to	blk	stl	pts	avg
2016-17	21-0	99/4.7	2-20	.100	2-16	.125	9-14	.643	5	7	12	0.6	17	0	4	13	0	5	15	0.7
TOTAL	21-0	99/4.7	2-20	.100	2-16	.125	9-14	.643	5	7	12	0.6	17	0	4	13	0	5	15	0.7





Sophomore

Forward

6-1

Waco, Texas

Midway HS



# 21 Marie BENSON

**Freshman (2016-17):** Appeared in 27 games with 14 starts, totaling 508 minutes of action...averaged 6.7 points and 5.3 rebounds per outing...made collegiate debut against Angelo State (Nov.11) where she recorded seven rebounds (3 offensive/4 defensive)...totaled a career-high 15 points against Marshall (Jan. 26) and at Charlotte (March 2)...was honored at the Conference USA Freshman of the Week after registering double-doubles versus Charlotte (15 points/10 rebounds) and Old Dominion (11 points/11 rebounds)...Earned her first C-USA Freshman of the Week recognition after posting 10 points and four blocks against Abilene Christian (Nov. 29) and six points and six rebounds against Texas State (Dec. 1)...scored points against UAB (Feb. 4)...posted 11 rebounds against North Texas (Feb.18)... finished the season with a .673 free-throw percentage that was by four games with a 1.000 free-throw percentage.

**High School:** Four-year letter winner at Midway High School in Waco, Texas ... averaged 17 points, four rebounds, two assists and two blocks during her senior campaign ... garnered Texas Association of Basketball Coaches (TABC) All-State 12-6A honors in 2016 ... earned academic all-district honors as a junior and was named Newcomer of the Year in 2014 ... named to the Good Grades, Good Hoops All-Star roster in 2016 ... helped her team to a second place finish in district and the semi finals round in the playoffs.

**Personal:** Born Marie Elise Benson on Oct. 22, 1997 in Amarillo, Texas ... daughter of Les Benson and Sheris Clark ... father, Les, played college football at Baylor and was drafted by the Buffalo Bills ... majoring in pre-education and human development.

### Career Stats

Season	gp-gs	min/avg	Total		3-Point		F-Throws			Rebounds				Scoring						
			fg-fga	pct	fg-fga	pct	ft-fa	pct	off	def	tot	avg	pf	fo	ast	to	blk	stl	pts	avg
2016-17	27-14	508/18.8	73-161	.453	1-4	.250	33-49	.673	46	96	142	5.3	72	1	5	28	26	22	180	6.7
TOTAL	27-14	508/18.8	73-161	.453	1-4	.250	33-49	.673	46	96	142	5.3	72	1	5	28	26	22	180	6.7





Sophomore

Forward

6-1

Killeen, Texas

Shoemaker HS



# Tija 23 HAWKINS

**Freshman (2016-17):** Appeared in 25 games off the bench, totaling 125 minutes of action ... averaged 0.8 points and 1.3 rebounds per outing ... made collegiate debut against Angelo State (Nov. 11) ... totaled a season-high five rebounds against Texas A&M-Kingsville (Nov. 16), Rice (Feb. 16), FIU (Feb. 23) and Florida Atlantic (Feb. 25)...scored a season-high four points versus Texas A&M (Nov.11) for her first points as a Roadrunner and matched it with four points at UTEP (Jan.1)...chipped in three rebounds against Rice in the Conference USA Championship.

**High School:** Played prep career at Robert M. Shoemaker High School in Killeen, Texas ... two-year letter winner and starter at center for the Greywolves ... earned offensive player all-district and first team all-district honors in her final season at Shoemaker HS ... helped the Greywolves to a 13-11 record as a senior for a third place finish in district en route to an appearance at area in the playoffs.

**Personal:** Full name Tija Asante Hawkins ... born March 24, 1998 in Bedford, Texas ... daughter of James Hawkins and Tiffany Thomas ... one brother, Isaiah ... yet to declare a major.

### Career Stats

Season	gp-gs	min/avg	Total		3-Point		F-Throws		Rebounds				Scoring							
			fg-fga	pct	fg-fga	pct	ft-fta	pct	off	def	tot	avg	pf	fo	ast	to	blk	stl	pts	avg
2016-17	25-0	125/5.0	9-31	.290	0-0	.000	2-6	.333	11	22	33	1.3	11	0	2	11	3	1	20	0.8
TOTAL	25-0	125/5.0	9-31	.290	0-0	.000	2-6	.333	11	22	33	1.3	11	0	2	11	3	1	20	0.8





Senior

Guard

6-0

San Antonio, Texas

Brennan High School



# 31 Carlie HEINEMAN

**Junior (2016-17):** Appeared in all 30 games on the season and each of UTSA's last 57 contests...averaged 9.2 points and 2.6 rebounds, while shooting 36.0 percent from the floor...shot 50 percent or better from the field in six games...totaled a career-best 276 points on the season and registered 13 double-figure scoring games...scored a career-high 20 points on 6-of-13 from deep and two from the charity stripe at Louisiana Tech (Feb.11)...scored 18 points against Marshall (Jan. 26) and 17 points in UTSA's season opener against Angelo State (Nov. 11)...ranked 5th in Conference USA in 3-point field goals per game with 2.3...recorded seven games with a 1.000 free-throw percentage to finish with an overall .679 free-throw percentage...named to the Conference USA Commissioner's Honor Roll and earned the league's academic medal.

**Sophomore (2015-16):** Saw her time on the floor increase as she averaged 15.3 minutes per game and put up five points a night...shot a Conference USA fifth-best 38 percent (35-of-92) from beyond the arc and was 16-of-26 from the charity stripe...scored in double figures six times and surpassed her previous high with 16 points at North Texas (Jan. 1) on 5-of-11 shooting from 3-point range...scored half the team's points in the first half against Oklahoma (Dec. 13) with 11 points off 3-of-4 shooting from long range...appeared in all but one game as a sophomore, 28 appearances, and earned a spot in the starting lineup on nine occasions...grabbed seven rebounds against Howard Payne (Dec. 15) for a career high...named to the Conference USA Commissioner's Honor Roll and earned the league's academic medal.

**Freshman (2014-15):** Appeared in 20 contests and made one start (Texas, Nov. 15) in first season at UTSA...a three-point range shooter, Heineman led the Roadrunners with 33.8 percent (22-for-65) shooting from long range...averaged 11.0 minutes per night with 3.7 points per game...netted career-best 15 points in start against Texas on 5-of-10 shooting from behind the arc...at the UTSA Thanksgiving Tournament, grabbed a career-best three rebounds and scored nine points against Incarnate Word (Nov. 30)...in the Roadrunners' upset of No. 24 WKU (Jan. 24), only points of the game came on a pair of free throws...concluded the season with 74 points, 12 rebounds, nine assists, six steals and one block...earned the Conference USA Academic Medal and was recognized on the C-USA Commissioner's Honor Roll.

**High School:** Four-year letter winner at Brennan High School in San Antonio where she played under former UTSA assistant coach Koty Cowgill...tabbed 2011 Newcomer of the Year...voted a first team all-district selection in back-to-back season (2012-14)...named to the all-region and all-state team in 2014...selected to the San Antonio Express News Super Team as a senior...member of the National Honor Society...garnered first team all-academic honors...in final season at Brennan, Heineman helped lead the team to a 34-2 overall record while capturing the district and region title; team reached the state semifinals that year...concluded her career at Brennan averaging 12.4 points, 2.9 assists, 3.2 rebounds, 1.5 steals and 0.5 blocks per game.

**Personal:** Full name is Carlie Heineman...born Jan. 22, 1996 in San Antonio...daughter of Mike and Theresa Heineman...one sister, Kinzie...majoring in English.

### Career Stats

Season	gp-gs	min/avg	Total		3-Point		F-Throws			Rebounds				Scoring						
			fg-fga	pct	fg-fga	pct	ft-fa	pct	off	def	tot	avg	pf	fo	ast	to	blk	stl	pts	avg
2014-15	20-1	220/11.0	25-78	.321	22-65	.338	2-2	1.000	5	7	12	0.6	15	0	9	10	1	6	74	3.7
2015-16	27-9	412/15.3	42-124	.339	32-85	.376	15-24	.625	10	30	40	1.5	20	0	16	13	4	8	131	4.9
2016-17	30-30	1027/34.2	94-262	.359	69-189	.365	19-28	.679	11	67	78	2.6	55	0	48	46	6	18	276	9.2
TOTAL	77-40	1659/21.5	161-464	.347	123-339	.363	36-54	.667	26	104	130	1.7	90	0	73	69	11	32	481	6.2





Senior

Center

6-3

Copenhagen, Denmark

Falcon HS



# 40 Billie MARLOW

**Junior (2016-17):** Appeared in 26 games with three starts, totaling 196 minutes of play...averaged 1.0 point and 1.7 rebounds per outing, while shooting 80 percent from the line...finished with a season-high six points while chipping in five rebounds against Texas A&M-Kingsville (Nov. 16)... scored four points at FIU (Feb. 23)...recorded a season-best six rebounds against then No. 16 Texas... also earned the Conference USA Academic Medal, which recognizes student-athletes with at least a 3.75 GPA, and made the C-USA Commissioner's Honor Roll.

**Prior to UTSA (Collin County College):** Played two seasons at Collin College in Plano, Texas ... named an academic All-American ... led the Lady Cougars to a conference title in her two seasons and helped the team to a 26-6 mark as a sophomore ... averaged 4.1 points and 4.6 rebounds per game during the 2015-16 season and fired 39.4 percent (52-of-132) from the floor ... was 22-of-30 from the charity stripe and added 19 steals and 17 blocks ... as a freshman, appeared in all 29 games and earned a start twice ... averaged 2.5 points and 3.8 boards per game and added 23 steals and 14 blocks.

**Personal:** Born March 2, 1994 in Copenhagen, Denmark ... daughter of Jacob Marlow and Eva Bisballe ... three sisters, Carla, Anna, and Vera ... one brother, Alexander ... majoring in biochemistry.

### Career Stats

Season	gp-gs	min/avg	Total		3-Point		F-Throws			Rebounds				Scoring						
			fg-fga	pct	fg-fga	pct	ft-fa	pct	off	def	tot	avg	pf	fo	ast	to	blk	stl	pts	avg
2016-17	26-3	196/7.5	10-39	.256	3-10	.300	4-5	.800	18	26	44	1.7	23	0	4	13	0	2	27	1.0
TOTAL	26-3	196/7.5	10-39	.256	3-10	.300	4-5	.800	18	26	44	1.7	23	0	4	13	0	2	27	1.0





## Evelyn OMEMMAH

1

Junior • F • 6-1

Kakuri Kaduna, Nigeria • Long Lutheran HS

**Prior to UTSA:** Played two seasons at Paris Junior College in Paris, Texas...averaged 6.1 points and 5.0 rebounds per game during the 2016-2017 season and fired 38.8 percent (47 of 121) from the floor...appeared in 16 games as a sophomore.

**High School:** Attended Long Island Lutheran Middle and High Schools in Long Island, New York... led team to state title in four consecutive years.

**Personal:** Daughter of Alex and Christina ... has one brother, Chibueze, and one sister, Judith... business major.



## Tasharian ROBINSON

10

Freshman • G • 5-10

Waxahachie, Texas • Clear Springs HS

**High School:** Four-year letter winner at Clear Springs High School in League City...helped team to a regional final appearance in senior campaign...named first-team all-region and first-team all-district as a senior...also voted team's defensive MVP in final season...tabbed district MVP as a junior, while also earning first-team All-Galveston County, first-team all-region and first-team all-district laurels...as a sophomore, she was named first-team All-Greater Houston, first-team all-region and first-team all-district...garnered newcomer of the year honors as a freshman.

**Personal:** Daughter of Tyrone and Christie Robinson...has one sister, Tia...majoring in business management.



## Barbara BENSON

33

Freshman • G • 5-11

Amarillo, Texas • Midway HS

**High School:** Three-year letter winner at Midway High School in Waco... averaged 10.9 points, 3.8 rebounds, and 3 steals during her junior year...received Texas Association of Basketball Coaches (TABC) All-State honors in 2017...was a McDonald's All-American nominee...earned academic all-district honors as a senior...was a regional-finalist in the triple jump.

**Personal:** Daughter of Dr. Les Benson and Sheris Clark...has 13 siblings (seven sisters and six brothers)... older sister, Marie, is also a member of the UTSA basketball team...father, Les, played college football at Baylor and was drafted by the Buffalo Bills...majoring in business entertainment.



## Karrington DONALD

34

Freshman • G • 5-7

Humble, Texas • Humble HS

**High School:** Four-year letter winner at Humble High School in Humble...recognized as the District 19-4A and Area Newcomer of the Year as a freshman after putting up 22.3 points per game...tabbed District 21-5A Offensive Most Valuable Player as a sophomore...named to TABC All-Region Class 5A Region 3 Team both junior and senior years, in addition to receiving first-team all-district honors... led team to playoffs in sophomore and junior seasons...member of the National Honors Society.

**Personal:** Daughter of John Donald and Kim Perry...computer science major.



# MEET THE COACHING STAFF







## HEAD COACH Kristen Holt

(Ohio, 1992 • First Season)

Record at UTSA: 0-0 • Career record: 63-87 (.420), 5 years



### Education

Ohio, 1992- B.S. physical education  
Ohio, 1993 - M.S. athletic administration

### Coaching Background

Head coach, UTSA (2017-Present)  
Associate head coach, UTSA (2013-17)  
Head coach, Colorado State (2008-12)  
Assistant coach, Colorado State (2007-08)  
Assistant coach, Wichita State (2003-07)  
Assistant coach, Radford (1995-01)  
Assistant coach, Xavier (1993-94)

### Year-by-Year Record

Radford (Interim) (2001-02)  
2001-02..... 11-16  
**Record.....11-16 (.407)**

Colorado State (2008-12)  
2008-09..... 10-21  
2009-10..... 13-17  
2010-11..... 14-16  
2011-12..... 15-17  
**Record.....52-71 (.423)**

UTSA (2017-Present)  
2017-18..... First Season  
**Record.....0-0**

Kristen Holt was appointed the ninth head coach in UTSA women's basketball history on August 12, 2017.

She moves into the position after serving as the program's associate head coach for the past four seasons.

As associate head coach, Holt oversaw all aspects of the UTSA program from recruiting, scheduling opponents, film breakdown, scouting reports and guard development.

In 2016-17, she helped guide the Roadrunners to a league-leading defensive field-goal percentage of .385. UTSA also ranked second in C-USA in fewest turnovers and third in steals.

Holt was instrumental in leading the Roadrunners to the program's only two wins over nationally ranked opponents. The feat first happened during the 2014-15 campaign when UTSA edged No. 24 WKU by a score of 64-63. The Roadrunners upset No. 25 UTEP, 69-64, to end the 2015-16 regular season.

Holt has mentored several notable players during her tenure at UTSA, including Kamra King, who holds the program record for most starts at 118 and also ranks second with 240 steals and third with 1,367 career points.

The Roadrunners also have found success in the classroom, as the team has earned two consecutive C-USA Sport Academic Awards for the best team GPA in the league in 2016 and 2017.

Prior to her time at UTSA, Holt was the head coach at Colorado State from 2008-12. The Rams consistently moved up the Mountain West Conference (MWC) standings, including a 9-5 record and third-place finish in 2011-12, the highest MWC finish for CSU since 2003-04. Holt took over the head-coaching role at Colorado State following the 2007-08 season on an interim basis before having the interim tag removed following the 2008-09 season. Prior to being promoted to the interim head coach position, Holt spent the 2007-08 season as an assistant coach and recruiting coordinator for the Rams.

Kim Mestdagh (first team), Sam Marting (second team) and Meghan Heimstra (Sixth Woman of the Year) each earned All-MWC recognition during Holt's final season in Fort Collins. In addition to her coaching duties, she organized Colorado State's High Hoops Club, a 90-member women's basketball booster club.

Prior to her tenure at Colorado State, Holt served on Jane Albright's staff at Wichita State from 2003-07. Holt assisted in all aspects of recruiting, scouting, film breakdown and the planning of summer basketball camps for the Shockers. Holt also coordinated the Shockers High Hoops Club and the Jane's Gems Kids Club.

Before her time in Wichita, Holt was an assistant coach at Radford from 1995-2001. In her first two seasons as an assistant, Radford won the Big South Conference Tournament and advanced to the NCAA Tournament. The Highlanders also placed second in the nation for team GPA in 2000-01. She was promoted to interim head coach during the 2001-02 season and earned 2002 Big South Conference Coach of the Year honors.

Holt began her coaching career at Xavier in 1993-94 and helped guide the Musketeers to a Midwestern Collegiate Conference Championship.

Holt entered the coaching ranks following a distinguished playing career at Ohio, where she was a four-year letterwinner, two-year captain and part of the 1988 Mid-American Conference All-Freshman Team.

As a senior at Bath High School in Lima, Ohio, Holt was named first-team All-Ohio and the Class AA State Tournament MVP in 1987 after leading the Wildcats to the state title. Holt also was a 1987 AAU All-American.

She graduated from Ohio with a bachelor's degree in physical education in 1992 and completed her master's degree in athletic administration a year later.



## ASSISTANT COACH Adam Esses

(Bethany, 2008 • First Season)

Adam Esses was tabbed an assistant coach for UTSA on August 16, 2017.

Esses comes to the Alamo City from Bethel College in North Newton, Kan., where he spent the last season as the Thresher's head women's basketball coach.

During his tenure at Bethel College, Esses helped the Thresher's finish ahead of preseason predictions, had seven student-athletes named Kansas Collegiate Athletic Conference (KCAC) Scholar-Athletes and two selected as National Association of Intercollegiate Athletics (NAIA) Scholar-Athletes.

Prior to Bethel, Esses served as the head women's basketball coach and athletic director at Kaskaskia College (Ill.) for two years. He led Kaskaskia to two NJCAA District P (Division I) Tournament semifinal appearances and coached four all-region student-athletes and one All-American.

Esses also spent four years at Upper Iowa as an assistant women's basketball coach and recruiting coordinator. During his time with the Peacocks, Esses mentored two Northern Sun Intercollegiate (NSIC) all-conference selections and a NSIC Freshman of the Year. He also helped Upper Iowa garner success in the classroom with a 3.801 team GPA in 2014, which was best in the nation and honored by the Women's Basketball Coaches Association.

A native of Littleton, Colo., Esses holds a master's degree in education with emphasis in mathematics/science teaching from the Nebraska-Kearney, where he also served two years as a graduate assistant on the women's basketball team. Previously, Esses graduated from Bethany, where he earned a bachelor's degree in secondary math education and had his start with collegiate basketball.

Esses and his wife, Brittany reside in San Antonio.



## ASSISTANT COACH Ela Mukosiej

(Seton Hall, 2008 • Third Season)

Former Seton Hall Pirate Ela Mukosiej enters her third season as an assistant coach for the UTSA women's basketball program. Mukosiej oversees international recruiting and alumni relations for the Roadrunners while developing guard players.

Last season, Mukosiej directed the post players for UTSA. Under her direction the Roadrunners earned the top spot in Conference USA in defensive rebounds with UTSA collecting 478 (26.6 per game). She also helped former Roadrunner Tesha Smith rank fifth in the conference for rebounds with a total of 139.

In 2015, Mukosiej assisted Smith in emerging as one of the top post players in C-USA averaging a league seventh-best 8.3 rebounds per game, along with 0.8 blocks per game, which was best for 12th.

The Poland native came to the Alamo City having spent the past six years playing professionally overseas. The Poland native concluded her career with the MKK Siedlce Team as she led the club to a 22-2 overall record and was an instrumental part of the team's success in becoming the top Polish League.

Her professional playing career landed her a spot on the Polish National Team in the summer of 2014. Prior to that, she played for AZS OPTeam Rzeszow, Tecza Leszno and Lotos Gdynia in Poland, Eskilstuna Basket in Sweden and C.R.E.F. Hola Madrid in Spain.

Before playing professionally, Mukosiej played two seasons at Seton Hall where she was an honorable mention All-Big East selection during the 2006-07 season. That same year, she was tabbed to the Big East Honor Roll four times and was selected as the Junior Female Athlete of the Year and A Clutch Player by the program's coaching staff.

Mukosiej attended Jefferson College the two years prior to that and was named an NJCAA honorable mention All-American. She earned honorable mention all-region and all-region academic team accolades as a freshman.







## **DIRECTOR OF OPERATIONS Courtney Cremer** (Portland State University, 2012 • Second Season)

Courtney Cremer is in her second season as UTSA's director of operations, where she is responsible for the oversight of travel arrangements, practice scheduling, team managers, film exchange, academics and camp administration.

Cremer joined the Roadrunners coaching staff after a stint at Willamette University where she was an assistant coach for the women's basketball team and the business operations assistant for the athletics department.

In her time in Salem, Ore., Cremer was a Jack-of-all-trades as she was in charge of team travel, film exchange, summer camps, film breakdown, while her on-court duties consisted of in-game player coaching and statistical tracking.

When she wasn't coaching, she spent her time in the business office overseeing department budgets and purchase orders. Cremer was also the department liaison for all athletics gear. She also spent the last five years as a coach with Grant Youth Basketball.

Before joining the coaching ranks, Cremer played four seasons at Portland State University for current Willamette University head coach Peg Swadener. During her senior campaign, Cremer's defensive skillset helped PSU capture its first-ever Big Sky regular season title.

Cremer earned her Bachelor of Science degree in human resource management from Portland State University in 2012.



## **ASSOCIATE ATHLETIC TRAINER Brenna Ellis** (Indiana State, '98 • Arkansas, '00 • 11<sup>th</sup> Season, 17<sup>th</sup> overall)

A 17-year veteran of the UTSA Athletics Department, Brenna Ellis, MS, LAT, ATC, enters her 11th year as associate head athletic trainer. She coordinates and provides medical services for the women's basketball, women's tennis and women's golf programs.

Ellis was hired in August 2001 as an assistant athletic trainer and was promoted to associate head athletic trainer in 2006. While supervising five full-time assistant athletic trainers and 30 student trainers, she has implemented various programs and policies to better the student-athlete.

She head up the UTSA Female Athlete Performance Team, which introduces prevention strategies specific to the needs of female student-athletes and protocols for addressing issues in female student-athlete health and wellness. She has also developed a mental health policy for UTSA Athletics consisting of resources, education and prevention, and policies and procedures; and coordinates a nutrition program for student-athletes with the help of a contracted registered sports dietitian, that includes individual consultations, team presentations, educational opportunities and grocery store tours.

When UTSA was member of the Southland Conference, she represented the conference as a member of the NCAA Committee on Competitive Safeguards and Medical Aspects of Sport from 2008-12. In addition, she served on the Sport Science sub-committee and was invited and attended the 2010 NCAA Concussion Summit.

Prior to her arrival in the Alamo City, Ellis spent a year as an assistant athletic trainer at Towson University where she oversaw volleyball, women's basketball, women's tennis, softball and field hockey.

Ellis received her bachelor's degree in athletic training from Indiana State in 1998 and earned her master's in exercise science and biomechanics from Arkansas in 2000.





## ASST. DIR. OF STRENGTH & CONDITIONING Lexi Beeson (Austin College, 2013 • Third Season)



Lexi Beeson is an assistant director of strength & conditioning and she works with the Roadrunners' women's basketball, soccer, softball and men's and women's tennis programs.

Beeson previously worked as a graduate assistant at Northwestern State, where she directly assisted with women's basketball, football and volleyball, as well as being responsible for designing, overseeing and administering a year-round strength & conditioning program for the 2015 Southland Conference Champion softball team. She also worked with NCAA Tournament teams in women's basketball and volleyball during her first year in Natchitoches.

In her first football season with the Demons, Beeson worked with NFL draftee Deon Simon, free-agent signee Imoan Claiborne and CFL free-agent signee Bryant Mitchell.

Prior to that, she interned with Kentucky's strength & conditioning department, working with basketball, women's soccer, softball and volleyball.

Beeson was a four-year letterwinner and captain of the Austin College women's basketball team in addition to being a four-time academic All-Southern Collegiate Athletic Conference (SCAC) selection. She received the 2013 SCAC Character and Community Female Student Athlete Award and was part of the 2011 SCAC All-Sportsmanship Team.

Beeson began her career as the Austin College women's basketball assistant strength & conditioning coach in December 2013 and she graduated summa cum laude from Austin College with a dual major in business administration and Spanish and a minor in exercise sports science. Beeson is pursuing her master's degree in health & human performance with an expected completion in December 2015.

Beeson is CSCS certified by the NSCA and USA Weightlifting in addition to being First Aid, CPR and AED certified.





2016 - 2017

# SEASON REVIEW







# 2016-17 UTSA Roadrunners Basketball Season Schedule and Results

<b>RECORD:</b>	<b>OVERALL</b>	<b>HOME</b>	<b>AWAY</b>	<b>NEUTRAL</b>
ALL GAMES	14-16	9-8	5-7	0-1
CONFERENCE	10-8	5-4	5-4	0-0
NON-CONFERENCE	4-8	4-4	0-3	0-1

CONFERENCE	10-8	5-4	5-4	0-0
NON-CONFERENCE	4-8	4-4	0-3	0-1

<b>Date</b>	<b>Opponent</b>	<b>Score</b>	<b>Att.</b>	<b>High Points</b>	<b>High Rebounds</b>
11/11/16	ANGELO STATE	77-85 L	395	(37)GOODWIN, Loryn	(10)TOTH, Timea
11/13/16	at UT Arlington	54-75 L	592	(14)GOODWIN, Loryn	(10)KIEJDROWSKA, Kasia
11/16/16	TEXAS A&M-KINGSVILLE	W 70-44	256	(22)GOODWIN, Loryn	(7)CHIDOMERE, Crystal (7)SMITH, Tesha
11/20/16	at Oregon	63-77 L	1917	(18)GOODWIN, Loryn	(7)BENSON, Marie
11/25/16	NORTHERN COLORADO	66-73 L	300	(19)SMITH, Tesha	(11)SMITH, Tesha
11/27/16	TULANE	66-75 L	544	(16)GOODWIN, Loryn	(9)SMITH, Tesha
11/29/16	ABILENE CHRISTIAN	W 71-68	392	(17)SMITH, Tesha	(9)SMITH, Tesha
12/1/16	TEXAS STATE	W 72-47	345	(20)GOODWIN, Loryn	(7)GOODWIN, Loryn
12/17/16	at Texas	43-76 L	2962	(13)CHIDOMERE, Crystal	(8)GOODWIN, Loryn
12/19/16	HOUSTON	49-56 L	200	(21)GOODWIN, Loryn	(8)SMITH, Tesha
12/20/16	LIBERTY	W 80-64	341	(26)GOODWIN, Loryn	(10)TOTH, Timea
1/1/17	**at UTEP	Wot 83-81	1316	(26)GOODWIN, Loryn	(13)GOODWIN, Loryn
1/5/17	*SOUTHERN MISS	68-69 L	203	(19)SMITH, Tesha	(10)CHIDOMERE, Crystal
1/7/17	*LOUISIANA TECH	W 63-61	252	(24)GOODWIN, Loryn	(6)BENSON, Marie
01/12/17	*at Florida Atlantic	W 72-62	665	(25)CHIDOMERE, Crystal	(10)SMITH, Tesha
01/14/17	*at FIU	W 70-61	408	(17)SMITH, Tesha	(10)SMITH, Tesha
1/21/17	*UTEP	W 97-76	309	(38)SMITH, Tesha	(9)SMITH, Tesha
1/26/17	*MARSHALL	81-88 L	324	(21)GOODWIN, Loryn	(10)GOODWIN, Loryn
1/28/17	*WKU	W 80-77	359	(21)SMITH, Tesha	(8)SMITH, Tesha
02/02/17	*at Middle Tennessee	63-77 L	3152	(21)GOODWIN, Loryn	(12)GOODWIN, Loryn
02/04/17	*at UAB	W 82-67	338	(20)SMITH, Tesha	(8)SMITH, Tesha
2/9/17	*at Southern Miss	71-74 L	1360	(22)SMITH, Tesha	(13)SMITH, Tesha
02/11/17	*at Louisiana Tech	71-77 L	1934	(20)HEINEMAN, Carlie	(8)CHIDOMERE, Crystal
2/16/17	*RICE	61-66 L	386	(19)SMITH, Tesha	(7)SMITH, Tesha
2/18/17	*NORTH TEXAS	55-58 Lot	606	(15)GOODWIN, Loryn	(11)BENSON, Marie
2/23/17	*FIU	W 69-55	655	(17)GOODWIN, Loryn	(10)SMITH, Tesha
2/25/17	*FLORIDA ATLANTIC	W 97-66	507	(41)SMITH, Tesha	(8)SMITH, Tesha
03/02/17	*at Charlotte	67-78 L	754	(24)GOODWIN, Loryn	(11)SMITH, Tesha
03/04/17	*at Old Dominion	W 81-68	2535	(19)GOODWIN, Loryn	(11)BENSON, Marie
03/08/17	vs Rice	63-75 L		(23)CHIDOMERE, Crystal	(10)SMITH, Tesha

\* - Conference game

<b>Attendance Summary</b>	<b>Games</b>	<b>Attend</b>	<b>Avg/Game</b>
Home	17	6374	375
Away	12	17933	1494
Neutral	1	0	0
Total	30	24307	810



# 2016-17 UTSA Roadrunners Basketball

## Final Statistics

RECORD:	OVERALL	HOME	AWAY	NEUTRAL
ALL GAMES	14-16	9-8	5-7	0-1
CONFERENCE	10-8	5-4	5-4	0-0
NON-CONFERENCE	4-8	4-4	0-3	0-1

#	Player	gp-gs	Total					3-Point		F-Throw		Rebounds				pf	dq	a	to	blk	stl	pts	avg
			min	avg	fg-fga	fg%	3fg-fga	3fg%	ft-fga	ft%	off	def	tot	avg									
32	GOODWIN, Loryn	30-29	1094	36.5	165-434	.380	32-117	.274	163-236	.691	28	148	176	5.9	65	2	134	81	8	94	525	17.5	
30	SMITH, Tesha	29-15	692	23.9	166-305	.544	0-0	.000	116-166	.699	85	144	229	7.9	78	1	19	62	17	43	448	15.4	
31	HEINEMAN, Carlie	30-30	1027	34.2	94-262	.359	69-189	.365	19-28	.679	11	67	78	2.6	55	0	48	46	6	18	276	9.2	
04	CHIDOMERE, Crystal	30-20	875	29.2	114-253	.451	0-3	.000	26-41	.634	39	97	136	4.5	84	3	87	86	15	54	254	8.5	
01	KIEJDROWSKA, Kasia	30-24	792	26.4	86-246	.350	45-138	.326	32-38	.842	28	70	98	3.3	52	1	32	36	4	24	249	8.3	
21	BENSON, Marie	27-14	508	18.8	73-161	.453	1-4	.250	33-49	.673	46	96	142	5.3	72	1	5	28	26	22	180	6.7	
03	DUKES, Alexus	14-1	227	16.2	18-51	.353	4-12	.333	13-20	.650	4	16	20	1.4	20	0	24	29	1	9	53	3.8	
15	TOTH, Timea	29-14	380	13.1	20-51	.392	0-0	.000	7-12	.583	41	34	75	2.6	42	0	7	23	9	11	47	1.6	
40	MARLOW, Billie	26-3	196	7.5	10-39	.256	3-10	.300	4-5	.800	18	26	44	1.7	23	0	4	13	0	2	27	1.0	
23	HAWKINS, Tija	25-0	125	5.0	9-31	.290	0-0	.000	2-6	.333	11	22	33	1.3	11	0	2	11	3	1	20	0.8	
13	COUSIN, Deja	15-0	36	2.4	3-15	.200	1-11	.091	4-6	.667	1	3	4	0.3	6	0	0	4	0	0	11	0.7	
20	KEKEC, Kourtney	21-0	99	4.7	2-20	.100	2-16	.125	9-14	.643	5	7	12	0.6	17	0	4	13	0	5	15	0.7	
Team											61	65	126		1		9						
Total.....		30	6051		760-1868	.407	157-500	.314	428-621	.689	378	795	1173	39.1	526	8	366	441	89	283	2105	70.2	
Opponents.....		30	6051		780-1891	.412	190-585	.325	326-501	.651	388	801	1189	39.6	567	22	442	480	91	219	2076	69.2	

TEAM STATISTICS	UTSA	OPP	Date	Opponent	Score	Att.
SCORING	2105	2076	11/11/16	ANGELO STATE	L 77-85	395
Points per game	70.2	69.2	11/13/16	at UT Arlington	L 54-75	592
Scoring margin	+1.0	-	11/16/16	TEXAS A&M-KINGSVILLE	w 70-44	256
FIELD GOALS-ATT	760-1868	780-1891	11/20/16	at Oregon	L 63-77	1917
Field goal pct	.407	.412	11/25/16	NORTHERN COLORADO	L 66-73	300
3 POINT FG-ATT	157-500	190-585	11/27/16	TULANE	L 66-75	544
3-point FG pct	.314	.325	11/29/16	ABILENE CHRISTIAN	w 71-68	392
3-pt FG made per game	5.2	6.3	12/1/16	TEXAS STATE	w 72-47	345
FREE THROWS-ATT	428-621	326-501	12/17/16	at Texas	L 43-76	2962
Free throw pct	.689	.651	12/19/16	HOUSTON	L 49-56	200
F-Throws made per game	14.3	10.9	12/20/16	LIBERTY	w 80-64	341
REBOUNDS	1173	1189	** 1/1/17	at UTEP	Wot 83-81	1316
Rebounds per game	39.1	39.6	* 1/5/17	SOUTHERN MISS	L 68-69	203
Rebounding margin	-0.5	-	* 1/7/17	LOUISIANA TECH	w 63-61	252
ASSISTS	366	442	* 01/12/17	at Florida Atlantic	w 72-62	665
Assists per game	12.2	14.7	* 01/14/17	at FIU	w 70-61	408
TURNOVERS	441	480	* 1/21/17	UTEP	w 97-76	309
Turnovers per game	14.7	16.0	* 1/26/17	MARSHALL	L 81-88	324
Turnover margin	+1.3	-	* 1/28/17	WKU	w 80-77	359
Assist/turnover ratio	0.8	0.9	* 02/02/17	at Middle Tennessee	L 63-77	3152
STEALS	283	219	* 02/04/17	at UAB	w 82-67	338
Steals per game	9.4	7.3	* 2/9/17	at Southern Miss	L 71-74	1360
BLOCKS	89	91	* 02/11/17	at Louisiana Tech	L 71-77	1934
Blocks per game	3.0	3.0	* 2/16/16	RICE	L 61-66	386
ATTENDANCE	6374	17933	* 2/18/17	NORTH TEXAS	Lot 55-58	606
Home games-Avg/Game	17-375	12-1494	* 2/23/17	FIU	w 69-55	655
Neutral site-Avg/Game	-	1-0	* 2/25/17	FLORIDA ATLANTIC	w 97-66	507
			* 03/02/17	at Charlotte	L 67-78	754
			* 03/04/17	at Old Dominion	w 81-68	2535
			03/08/17	vs Rice	L 63-75	0

\* - Conference game





# 2016-17 UTSA Roadrunners Basketball

## Conference-Only Statistics

<b>RECORD:</b>	<b>OVERALL</b>	<b>HOME</b>	<b>AWAY</b>	<b>NEUTRAL</b>
ALL GAMES	10-8	5-4	5-4	0-0
CONFERENCE	10-8	5-4	5-4	0-0
NON-CONFERENCE	0-0	0-0	0-0	0-0

#	Player	gp-gs	min	avg	Total			3-Point		F-Throw		Rebounds				pf	dq	a	to	blk	stl	pts	avg									
					fg-fga	fg%	3fg-fga	3fg%	ft-fa	ft%	off	def	tot	avg																		
30	SMITH, Tesha	17-14	441	25.9	122-208	.587	0-0	.000	77-111	.694	53	86	139	8.2	45	1	18	36	9	25	321	18.9										
32	GOODWIN, Loryn	18-18	672	37.3	95-252	.377	19-72	.264	99-131	.756	15	91	106	5.9	37	1	87	52	4	55	308	17.1										
31	HEINEMAN, Carlie	18-18	623	34.6	58-153	.379	48-121	.397	9-13	.692	4	42	46	2.6	31	0	38	23	5	10	173	9.6										
01	KIEJDROWSKA, Kasia	18-13	497	27.6	54-147	.367	32-88	.364	21-25	.840	20	40	60	3.3	31	0	29	23	3	12	161	8.9										
04	CHIDOMERE, Crystal	18-18	551	30.6	68-154	.442	0-1	.000	14-20	.700	26	62	88	4.9	53	1	56	54	8	31	150	8.3										
21	BENSON, Marie	17-4	316	18.6	50-106	.472	0-2	.000	22-32	.688	26	63	89	5.2	49	0	4	14	18	12	122	7.2										
03	DUKES, Alexus	6-0	105	17.5	8-21	.381	3-6	.500	6-10	.600	2	8	10	1.7	6	0	12	14	1	5	25	4.2										
15	TOTH, Timea	17-3	181	10.6	9-20	.450	0-0	.000	6-10	.600	11	15	26	1.5	22	0	5	9	6	2	24	1.4										
13	COUSIN, Deja	8-0	18	2.3	3-11	.273	1-8	.125	3-4	.750	1	2	3	0.4	5	0	0	4	0	0	10	1.3										
40	MARLOW, Billie	15-2	124	8.3	5-20	.250	1-3	.333	3-4	.750	11	14	25	1.7	14	0	3	8	0	1	14	0.9										
23	HAWKINS, Tija	16-0	76	4.8	6-16	.375	0-0	.000	2-4	.500	8	13	21	1.3	6	0	2	6	2	1	14	0.9										
20	KEKEC, Kourtney	11-0	47	4.3	2-10	.200	2-9	.222	3-6	.500	2	2	4	0.4	9	0	3	7	0	4	9	0.8										
Team											38	40	78		1		4															
Total.....		18	3651		480-1118	.429	106-310	.342	265-370	.716	217	478	695	38.6	309	3	257	254	56	158	1331	73.9										
Opponents.....		18	3651		473-1139	.415	116-345	.336	199-298	.668	232	460	692	38.4	327	13	264	273	60	130	1261	70.1										

### TEAM STATISTICS

	UTSA	OPP	Date	Opponent	Score	Att.
SCORING	1331	1261	** 1/1/17	at UTEP	Wot 83-81	1316
Points per game	73.9	70.1	* 1/5/17	SOUTHERN MISS	L 68-69	203
Scoring margin	+3.9	-	* 1/7/17	LOUISIANA TECH	w 63-61	252
FIELD GOALS-ATT	480-1118	473-1139	* 01/12/17	at Florida Atlantic	w 72-62	665
Field goal pct	.429	.415	* 01/14/17	at FIU	w 70-61	408
3 POINT FG-ATT	106-310	116-345	* 1/21/17	UTEP	w 97-76	309
3-point FG pct	.342	.336	* 1/26/17	MARSHALL	L 81-88	324
3-pt FG made per game	5.9	6.4	* 1/28/17	WKU	w 80-77	359
FREE THROWS-ATT	265-370	199-298	* 02/02/17	at Middle Tennessee	L 63-77	3152
Free throw pct	.716	.668	* 02/04/17	at UAB	w 82-67	338
F-Throws made per game	14.7	11.1	* 2/9/17	at Southern Miss	L 71-74	1360
REBOUNDS	695	692	* 02/11/17	at Louisiana Tech	L 71-77	1934
Rebounds per game	38.6	38.4	* 2/16/16	RICE	L 61-66	386
Rebounding margin	+0.2	-	* 2/18/17	NORTH TEXAS	Lot 55-58	606
ASSISTS	257	264	* 2/23/17	FIU	w 69-55	655
Assists per game	14.3	14.7	* 2/25/17	FLORIDA ATLANTIC	w 97-66	507
TURNOVERS	254	273	* 03/02/17	at Charlotte	L 67-78	754
Turnovers per game	14.1	15.2	* 03/04/17	at Old Dominion	w 81-68	2535
Turnover margin	+1.1	-	* - Conference game			
Assist/turnover ratio	1.0	1.0				
STEALS	158	130				
Steals per game	8.8	7.2				
BLOCKS	56	60				
Blocks per game	3.1	3.3				
ATTENDANCE	3601	12462				
Home games-Avg/Game	9-400	9-1385				
Neutral site-Avg/Game	-	0-0				

Score by Periods	1st	2nd	3rd	4th	OT	Totals
UTSA	311	323	364	319	14	1331
OPP	375	388	358	348	15	1484





# 2016-17 UTSA Roadrunners Basketball

## Points-Rebounds-Assists

Opponent	Date	Score	01	03	04	13	15	20	21	
			KIEJDROWSK	DUKES,ALEX	CHIDOMERE,	COUSIN,DEJ	TOTH,TIMEA	KEKEC,KOUR	BENSON,MAR	
ANGELO STATE	11/11/16	77-85	L	2-0-0	DNP	8-3-2	0-0-0	2-10-0	0-0-0	0-7-0
at UT Arlington	11/13/16	54-75	L	7-10-0	DNP	6-3-3	DNP	0-1-0	0-0-0	6-4-0
TEXAS A&M-KINGSVILLE	11/16/16	70-44	w	6-6-0	DNP	8-7-4	0-0-0	4-4-0	0-1-1	6-5-0
at Oregon	11/20/16	63-77	L	11-0-1	2-3-2	4-0-0	0-0-0	1-3-1	0-1-0	7-7-0
NORTHERN COLORADO	11/25/16	66-73	L	17-6-0	2-2-3	2-3-3	DNP	2-1-0	0-0-0	8-7-0
TULANE	11/27/16	66-75	L	10-3-0	0-0-0	10-2-2	DNP	4-5-0	DNP	8-7-0
ABILENE CHRISTIAN	11/29/16	71-68	w	4-3-1	4-0-2	10-4-1	DNP	2-3-1	DNP	10-5-1
TEXAS STATE	12/1/16	72-47	w	12-2-1	7-0-1	4-5-2	1-1-0	2-5-0	2-2-0	6-6-0
at Texas	12/17/16	43-76	L	1-1-0	2-0-0	13-4-1	DNP	0-1-0	2-2-0	7-3-0
HOUSTON	12/19/16	49-56	L	0-2-0	4-2-1	6-5-3	0-0-0	2-6-0	0-1-0	DNP
LIBERTY	12/20/16	80-64	w	8-3-0	7-3-3	10-6-5	0-0-0	4-10-0	2-1-0	DNP
at UTEP	1/1/17	83-81	w	12-6-2	10-2-3	2-5-3	DNP	0-2-0	DNP	DNP
SOUTHERN MISS	1/5/17	68-69	L	8-2-2	0-0-0	12-10-6	DNP	0-1-1	DNP	2-2-0
LOUISIANA TECH	1/7/17	63-61	w	7-4-4	DNP	0-2-3	DNP	1-1-0	DNP	4-6-0
at Florida Atlantic	01/12/17	72-62	w	14-3-1	4-3-4	25-6-3	DNP	0-0-0	DNP	2-3-0
at FIU	01/14/17	70-61	w	5-4-0	8-1-0	8-6-2	DNP	0-0-0	DNP	9-4-1
UTEP	1/21/17	97-76	w	8-5-0	3-3-4	6-1-5	3-0-0	1-2-0	0-1-1	9-5-0
MARSHALL	1/26/17	81-88	L	3-4-2	0-1-1	6-7-2	DNP	2-1-0	DNP	15-6-0
WKU	1/28/17	80-77	w	20-4-1	DNP	8-5-4	DNP	0-0-1	0-0-0	9-3-1
at Middle Tennessee	02/02/17	63-77	L	11-1-1	DNP	2-3-5	0-0-0	0-0-0	0-0-0	6-3-0
at UAB	02/04/17	82-67	w	9-4-1	DNP	8-5-4	0-1-0	0-0-0	0-0-2	11-7-0
at Southern Miss	2/9/17	71-74	L	12-2-4	DNP	11-6-3	DNP	DNP	0-0-0	6-4-0
at Louisiana Tech	02/11/17	71-77	L	10-0-0	DNP	8-8-1	0-0-0	4-2-0	0-0-0	2-3-0
RICE	2/16/16	61-66	L	11-4-1	DNP	10-1-1	0-0-0	1-0-0	DNP	0-1-0
NORTH TEXAS	2/18/17	55-58	L	8-6-1	DNP	13-3-1	DNP	4-5-0	0-0-0	6-11-0
FIU	2/23/17	69-55	w	3-1-3	DNP	8-8-1	0-0-0	1-3-2	3-0-0	7-7-0
FLORIDA ATLANTIC	2/25/17	97-66	w	8-5-2	DNP	5-3-2	2-1-0	2-3-0	4-1-0	8-3-2
at Charlotte	03/02/17	67-78	L	0-0-3	DNP	2-8-7	5-1-0	2-3-0	2-2-0	15-10-0
at Old Dominion	03/04/17	81-68	w	12-5-1	DNP	16-1-3	DNP	6-3-1	0-0-0	11-11-0
vs Rice	03/08/17	63-75	L	10-2-0	DNP	23-6-5	0-0-0	0-0-0	0-0-0	0-2-0

Opponent	Date	Score	23	30	31	32	40	
			HAWKINS,TI	SMITH,TESH	HEINEMAN,C	GOODWIN,LO	MARLOW,BIL	
ANGELO STATE	11/11/16	77-85	L	0-0-0	11-8-0	17-3-0	37-5-4	0-0-0
at UT Arlington	11/13/16	54-75	L	0-1-0	10-9-0	11-3-0	14-3-6	0-0-0
TEXAS A&M-KINGSVILLE	11/16/16	70-44	w	4-5-0	6-7-0	8-1-0	22-5-4	6-5-0
at Oregon	11/20/16	63-77	L	0-0-0	2-4-0	15-4-0	18-6-7	3-1-0
NORTHERN COLORADO	11/25/16	66-73	L	DNP	19-11-0	0-2-1	16-5-0	DNP
TULANE	11/27/16	66-75	L	2-2-0	8-9-0	8-6-3	16-6-5	0-0-0
ABILENE CHRISTIAN	11/29/16	71-68	w	DNP	17-9-0	8-1-1	16-5-6	0-0-0
TEXAS STATE	12/1/16	72-47	w	0-1-0	7-4-0	9-4-1	20-7-7	2-5-1
at Texas	12/17/16	43-76	L	0-0-0	9-5-0	3-1-0	4-8-0	2-6-0
HOUSTON	12/19/16	49-56	L	DNP	10-8-0	6-6-0	21-5-2	0-1-0
LIBERTY	12/20/16	80-64	w	0-0-0	8-6-0	15-0-1	26-7-3	0-1-0
at UTEP	1/1/17	83-81	w	4-1-0	18-11-0	11-2-2	26-13-7	0-1-0
SOUTHERN MISS	1/5/17	68-69	L	0-0-0	19-7-3	12-3-1	15-3-4	DNP
LOUISIANA TECH	1/7/17	63-61	w	0-1-0	16-5-1	11-5-3	24-5-2	0-2-0
at Florida Atlantic	01/12/17	72-62	w	DNP	20-10-0	0-1-2	7-5-1	DNP
at FIU	01/14/17	70-61	w	DNP	17-10-2	15-5-2	8-2-3	0-3-0
UTEP	1/21/17	97-76	w	2-1-0	38-9-1	5-1-1	20-6-5	2-4-0
MARSHALL	1/26/17	81-88	L	2-1-0	14-5-0	18-5-3	21-10-6	0-0-0
WKU	1/28/17	80-77	w	2-0-0	21-8-0	3-1-2	17-5-10	DNP
at Middle Tennessee	02/02/17	63-77	L	0-0-0	14-8-1	6-0-1	21-12-1	3-2-3
at UAB	02/04/17	82-67	w	0-0-0	20-8-2	18-4-4	16-2-2	0-1-0
at Southern Miss	2/9/17	71-74	L	0-0-0	22-13-3	6-2-5	14-4-4	0-1-0
at Louisiana Tech	02/11/17	71-77	L	0-0-0	15-7-0	20-2-2	10-4-12	2-3-0
RICE	2/16/16	61-66	L	0-5-0	19-7-2	8-4-1	12-5-7	0-0-0
NORTH TEXAS	2/18/17	55-58	L	0-2-0	DNP	7-5-0	15-4-3	2-1-0
FIU	2/23/17	69-55	w	2-5-2	12-10-3	12-1-3	17-5-3	4-4-0
FLORIDA ATLANTIC	2/25/17	97-66	w	2-5-0	41-8-0	3-1-3	22-5-5	0-1-0
at Charlotte	03/02/17	67-78	L	0-0-0	11-11-0	6-2-1	24-7-3	0-0-0
at Old Dominion	03/04/17	81-68	w	0-0-0	4-2-0	12-2-2	19-9-9	1-2-0
vs Rice	03/08/17	63-75	L	0-3-0	20-10-1	3-1-3	7-8-3	0-0-0



## 2017-18 Conference USA Basketball Preseason Team & Poll

Name	School	Preseason Poll
Rachael Childress	UAB	1. Middle Tennessee (6)
Nyilah Jamison-Myers	Charlotte	2. WKU (8)
Terriell Bradley	North Texas	3. Louisiana Tech
Shayna Gore	Marshall	4. Charlotte
Kierra Anthony	Louisiana Tech	5. Rice
Ivy Brown	WKU	6. Southern Miss
Tashia Brown	WKU	7. UAB
Alex Johnson	Middle Tennessee	8. North Texas
		9. Marshall
		10. Old Dominion
		11. UTEP
		12. UTSA
		13. Florida Atlantic
		14. FIU

## 2016-17 Conference USA Standings

Team	Conference			Overall		
	W	L	Pct.	W	L	Pct.
& \$ #WKU	16	2	0.889	27	7	0.794
*Middle Tennessee	15	3	0.833	23	11	0.676
*Southern Miss	13	5	0.722	23	11	0.676
Charlotte	12	6	0.667	21	10	0.677
*Louisiana Tech	12	6	0.667	18	14	0.563
Old Dominion	11	7	0.611	17	14	0.548
UTSA	10	8	0.556	14	16	0.467
Rice	8	10	0.444	22	13	0.629
UAB	8	10	0.444	15	15	0.500
North Texas	8	10	0.444	12	19	0.387
Marshall	5	13	0.278	13	17	0.433
UTEP	5	13	0.278	8	23	0.258
FIU	3	15	0.167	5	24	0.172
Florida Atlantic	0	18	0.000	4	25	0.138

# NCAA participant | \* WNIT participant | \$ Won C-USA Championship | & Won C-USA regular season title

### 2016-17 All-Conference USA Teams

#### First Team

Grace Hunter, Charlotte | So.  
 \*Ty Petty, Middle Tennessee | Sr.  
 Alex Johnson, Middle Tennessee | So.  
 \*\*Jennie Simms, Old Dominion | R-Sr.  
 Brittany Dinkins, Southern Miss | Sr.  
 Loryn Goodwin, UTSA | Jr.  
 Ivy Brown, WKU | Jr.  
 \*\*Kendall Noble, WKU | R-Sr.,

#### Second Team

\*\*Lefty Webster, Charlotte | Sr.  
 Kierra Anthony, LA Tech | So.  
 Shayna Gore, Marshall | So.  
 Destinee Young, Old Dominion | Sr.  
 Jasmine Goodwine, Rice | Sr.  
 Sparkle Taylor, UTEP | Sr.  
 Tesha Smith, UTSA | Sr.  
 \*Tashia Brown, WKU | Jr.

#### All-Freshman Team

Alexis Gordon, FIU  
 Ashley Saintegene, Marshall  
 Shonte Hailes, Southern Miss  
 Miyah Barnes, UAB  
 Rachael Childress, UAB

#### All-Defensive Team

Nyilah Jamison-Myers, Charlotte | R-Jr.  
 Lefty Webster, Charlotte | Sr.  
 Abbey Sissom, Middle Tennessee | Jr.  
 Destinee Young, Old Dominion | R-Jr.,  
 Brittany Dinkins, Southern Miss | Sr.  
 \*\*Kendall Noble, WKU | R-Sr.

\*Repeat Selection

#### All-Academic Team

Nikolina Todorovic, FIU  
 Abbey Sissom, Middle Tennessee  
 Deanna Kuzmanic, UAB  
 Loryn Goodwin, UTSA  
 Kendall Noble, WKU  
 Micah Jones, WKU

#### C-USA Player of the Year

Jennie Simms, Old Dominion

#### Freshman of the Year

Rachael Childress, UAB

#### Sixth Player of the Year

Gabby Lyon, Middle Tennessee

#### Defensive Player of the Year

Brittany Dinkins, Southern Miss

#### Newcomer of the Year

Loryn Goodwin, UTSA

#### Coach of the Year

Joye Lee-McNelis, Southern Miss



### 2017 Conference USA Final Statistics (Overall)

Category	Finish/Stat	Leader
Scoring offense	6th (70.2 ppg)	WKU (75.1 ppg)
Scoring defense	9th (69.2 ppg)	WKU (61.9 ppg)
Scoring margin	10th (+1.0)	WKU (+13.1)
Free-throw pct.	8th (.689)	WKU (.768)
Field-goal pct.	10th (.407)	Middle Tennessee (.444)
FG pct. defense	8th (.412)	Louisiana Tech (.380)
3-point field goals made	10th (157)	Middle Tennessee (250)
3-point field-goal pct.	10th (.314)	UAB (.373)
3-point FG pct. defense	9th (.325)	Louisiana Tech (.304)
Rebounding offense	6th (39.1)	Old Dominion (41.4)
Rebounding defense	11th (39.6)	Middle Tennessee (33.0)
Rebounding margin	10th (-0.5)	Old Dominion (7.2)
Offensive rebounds	9th (12.6 pg)	WKU (14.6 pg)
Defensive rebounds	3rd (26.5 pg)	Old Dominion (26.9 pg)
Defensive rebound pct.	4th (.672)	UAB (.689)
Offensive rebound pct.	9th (.321)	Old Dominion (.402)
Blocked shots	7th (3.0 bpg)	Charlotte (5.9 bpg)
Assists	11th (12.2 apg)	Charlotte (16.7 apg)
Steals	3rd (9.4 spg)	Southern Miss (10.9 spg)
Turnover margin	5th (+1.3)	WKU (+6.2)
Assist/turnover ratio	10th (0.83)	WKU (1.31)



U T S A  
**RECORDS**







## Team Records

### Most Points

Game - 113 vs. Schreiner (11/24/90)  
Season - 2,392 vs. 30 games (1990-91)

### Fewest Points

Game - 30 at TCU (11/14/11)  
Half - 10 at UT Arlington (1/27/97)  
Quarter - 4 (2x) last at Southern Miss (2/20/16)  
Season - 1,455 in 28 games (2001-02)

### Highest Victory Margin

67 (105-38) vs. Prairie View A&M (12/7/93)  
67 (96-29) vs. Prairie View A&M (2/10/83)

### Highest Loss Margin

57 (39-96) at Texas Tech (12/2/98)

### Highest Scoring Average

Season - 79.7 in 30 games (1990-91)

### Lowest Scoring Average

Season - 51.9 in 28 games (2001-02)

### Most Field Goals Made

Game - 45 vs. Schreiner (11/24/90)  
Season - 872 (1983-84)

### Fewest Field Goals Made

Game - 8 at TCU (11/14/11)  
Season - 516 (2001-02)

### Most Field Goals Attempted

Game - 78 at Rice (1/4/10)  
Season - 2,069 (2008-09)

### Fewest Field Goals Attempted

Game - 36 at Baylor (12/16/96)  
36 vs. South Alabama (11/15/11)  
Season - 1,367 (1998-99)

### Highest Field Goal Percentage

Game - .706 vs. Texas Southern (12/5/96)  
Season - .478 (800-1,675); 1984-85

### Lowest Field Goal Percentage

Game - .133 (8-60) at TCU (11/14/11)  
Season - .344 (549-1,596); 2011-12

### Most Free Throws Made

Game - 33 vs. Oral Roberts (2/22/86)  
33 at Texas Tech (12/17/88)  
Season - 531 (1990-91)

### Fewest Free Throws Made

Game - 0 vs. St. Bonaventure (12/21/10)  
Season - 277 (2015-16)

### Most Free Throws Attempted

Game - 45 vs. Texas State (12/22/13)  
Season - 789 (1990-91)

### Fewest Free Throws Attempted

Game - 3 vs. St. Mary's (2/14/84)  
3 vs. St. Bonaventure (12/21/10)  
Season - 427 (1981-82)

### Highest Free Throw Percentage

Game - .944 (17-18) vs. UNT (1/22/96)  
Season - .726 (462-636); 2010-11

### Lowest Free Throw Percentage

Game - .000 (0-3) vs. St. Bonaventure (12/21/10)  
Season - .619 (289-467); 1993-94

### Most 3-point Field Goals Made

Game - 13 vs. Tulsa (1/5/09)  
13 vs. Tulsa (3/11/14)  
Season - 229 (2008-09)

### Fewest 3-point Field Goals Made

Game - 0 multiple times  
Season - 47 (1996-97)

### Most 3-point Field Goals Attempted

Game - 37 vs. UT-Arlington (2/14/09)  
Season - 698 (2008-09)

### Most Rebounds

Game - 64 vs. Prairie View A&M (2/8/90)  
Season - 1,441 (2008-09)

### Fewest Rebounds

Game - 21 at UT-Arlington (1/23/07)  
Season - 863 (1998-99)

### Most Assists

Game - 34 vs. Southwestern (11/22/83)  
34 vs. Oklahoma City (2/27/84)  
Season - 529 (1981-82)

### Fewest Assists

Game - 1 at Creighton (2/10/87)  
Season - 265 (2011-12)

### Most Steals

Game - 32 at Hardin-Simmons (2/6/84)  
Season - 373 (1986-87)

### Fewest Steals

Game - 0 multiple times  
Season - 163 (1998-99)

### Most Blocked Shots

Game - 16 vs. Texas Southern (12/28/15)  
Season - 138 (2010-11, 2011-12)

### Fewest Blocked Shots

Game - 0 multiple times  
Season - 22 (1996-97)

### Most Turnovers

Game - 38 vs. Sam Houston St. (1/12/95)  
Season - 679 (1991-92)

### Fewest Turnovers

Game - 5 vs. McNeese St. (2/5/12)  
Season - 420 (1997-98)

### Most Fouls

Game - 36 vs. Louisiana Tech (1/28/16)  
Season - 653 (1983-84)

### Fewest Fouls

Game - 8 vs. A&M-Corpus Christi (2/2/08)  
Season - 471 (2002-03)

### Most Disqualifications

Season - 31 (2011-12)





## Individual Records

### Points

Game - 41 by Tesha Smith vs. Florida Atlantic (2/25/17)  
Season - 583 by Tammy Rogers (1990-91)  
Career - 1,607 by Starlite Williams (1983-87)

### Scoring Average

Season - 20.7 by Starlite Williams (1986-87)  
Career - 16.6 by Starlite Williams (1983-87)

### Field Goals Made

Game - 18 by Tesha Smith vs. Florida Atlantic (2/25/17)  
Season - 229 by Starlite Williams (1986-87)  
Career - 674 by Starlite Williams (1983-87)

### Field Goals Attempted

Game - 33 by Tammy Rogers vs. Alaska Anchorage (2/23/91)  
Season - 482 by Tammy Rogers (1990-91)  
Career - 1,305 by Starlite Williams (1983-87)

### Field Goal Percentage (minimum attempts)

Game (10) - .928 (13-14) by Starlite Williams vs. Alabama (12/5/86)  
Season (200) - .657 (184-280) by Margaret Martinovich (1984-85)  
Career - .566 (589-1,039) by Margaret Martinovich (1981-85)

### Free Throws Made

Game - 17 by Amber Gregg vs. Texas State (2/26/11)\*  
17 by Monica Gibbs vs. Texas State (3/4/09)\*  
Season - 167 by Monica Gibbs (2008-09)  
167 by Tammy Rogers (1990-91)  
Career - 553 by Angel Singleton (1993-98)\*

### Free Throws Attempted

Game - 24 vs. Monica Gibbs vs. Texas State (3/4/09)\*  
Season - 282 by Angel Singleton (1996-97)  
Career - 811 by Angel Singleton (1993-98)

### Free Throw Percentage (minimum)

Game (10) - 1.000 (12-12) by Loryn Goodwin vs. Marshall (1/26/17)  
1.000 (12-12) by Whitney York vs. Central Arkanas (2/10/10)  
1.000 (11-11) by Starlite Williams vs. Nevada (11/29/86)  
Season (25) - .903 (28-31) by Rhonda Hoffman (1983-84)  
Career (100) - .822 (259-315) by Amber Gregg (2007-11)\*

### 3-point Field Goals Made

Game - 8 by Terrie Davis vs. Lamar (1/12/08)  
Season - 82 by Terrie Davis (2007-08)\*  
Career - 200 by Amber Gregg (2007-11)\*

### Consecutive 3-pointers Made

9 by Nicole Dunson (1 at UT Arlington (2/10/05); 3 vs. Texas State (2/12/05); 5 at Southeastern La. (2/17/05))

### 3-point Field Goals Attempted

Game - 16 by Jordan Stark vs. UT-Arlington (3/14/09)  
16 by Simone Young at TCU (12/5/12)  
Season - 224 by Terrie Davis (2007-08)  
Career - 633 by Amber Gregg (2007-11)

### 3-point Percentage (minimum)

Game (5) - .875 (7-8) by Rosie Smith vs. SFA (1/8/98)\*  
Season (75) - .441 (52-118) by Nicole Dunson (2005-06)  
Career (150) - .419 (98-234) by Nicole Dunson (2004-06)

### Rebounds

Game - 24 by Margaret Martinovich vs. A&M-Kingsville (11/27/81)  
Season - 351 by Onika Anderson (2008-09)  
Career - 990 by Monica Gibbs (2005-09)

### Rebound Average (minimum)

Season (25) - 10.6 (26 games) by Onika Anderson (2008-09)  
Career (50) - 9.8 (59 games) by Onika Anderson (2007-09)

### Assists

Game - 15 by Monica Gibbs vs. Huston-Tillotson (12/6/08)\*  
Season - 221 by Monica Gibbs (2008-09)\*  
Career - 693 by Monica Gibbs (2005-09)\*

### Steals

Game - 9 by Rhonda Hoffman vs. Sam Houston State (1/27/84)  
Season - 94 by Loryn Goodwin (2016-17)  
Career - 281 by Starlite Williams (1983-87)

### Blocked Shots

Game - 8 by Alysse Davis vs. Huston-Tillotson (11/14/10)  
8 by Kim Duncan vs. Texas State (1/24/85)  
Season - 78 by Alysse Davis (2010-11)\*  
Career - 105 by Whitney Wright (2009-13)

### Games Played

123 by Monica Gibbs (2005-09)

### Double-doubles

Season - 16 by Onika Anderson (2008-09)  
Career - 21 by Monica Gibbs (2005-09)

### Triple-doubles

Season - 3 by Monica Gibbs (2008-09)  
Career - 3 by Monica Gibbs (2005-09)

\*Indicates Southland Conference record



## Career Top-10

### Points

Name	Yr.	Points
1. Starlite Williams	1983-87	1,607
2. Angel Singleton	1994-98	1,565
3. Margaret Martinovich	1981-85	1,480
4. Monica Gibbs	2005-09	1,460
5. Tisha Boldt	1986-91	1,379
6. Kamra King	2011-15	1,367
7. Tammy Rogers	1987-91	1,343
8. Michelle Martin	1989-93	1,192
9. Sharon Wilson	1985-89	1,173
10. Tesha Smith	2013-17	1,169

### Scoring Average

Name	Games	Avg
1. Starlite Williams (83-87)	97	16.5
2. Rosie Smith (97-99)	54	16.3
3. Valerie Wells (82-84)	54	15.3
4. Angel Singleton (93-98)	105	14.9
5. Nikki Hendrix (01-04)	78	14.4
6. Vivian Ewalefo (05-07)	60	14.1
Denise Forestier (99-02)	38	14.1
Karen Gaskin (88-90)	54	14.1
9. Tammy Rogers (87-91)	96	14.0
10. Margaret Martinovich (81-85)	108	13.7

### Field Goals Made

Name	Games	FG
1. Starlite Williams (83-87)	97	674
2. Margaret Martinovich (81-85)	108	589
3. Tisha Boldt (86-91)	111	561
4. Angel Singleton (93-98)	105	506
5. Kim Maxwell (81-84)	81	502
6. Monica Gibbs (05-09)	123	490
7. Sharon Wilson (85-89)	102	460
8. Tesha Smith (13-17)	116	456
9. Tammy Rogers (87-91)	96	451
10. Michelle Martin (89-93)	103	444

### Field Goal Percentage (min. 200)

Name	Games	FG%
1. Margaret Martinovich (81-85)	108	.567
2. Onika Anderson (07-09)	59	.527
3. Tesha Smith (13-17)	116	.521
4. Starlite Williams (83-87)	97	.516
5. Valerie Wells (82-84)	54	.514
6. Angel Singleton (93-98)	105	.511
7. Karen Gaskin (88-90)	54	.509
8. Tisha Boldt (86-91)	111	.505
9. Akunna Elonu (2012-16)	110	.495
10. Kim Maxwell (81-84)	81	.479

### Rebounds

Name	Games	Reb
1. Monica Gibbs (05-09)	123	990
2. Tesha Smith (13-17)	116	800
3. Margaret Martinovich (81-85)	108	778
4. Angel Singleton (93-98)	105	730
5. Tisha Boldt (86-91)	111	675
6. Starlite Williams (83-87)	97	636
7. Akunna Elonu (2012-15)	110	607
8. Michelle Martin (89-93)	103	590
9. Onika Anderson (07-09)	59	579
10. Debbye Groves (84-88)	101	550

### Rebounding Average

Name	Games	Avg
1. Onika Anderson (07-09)	59	9.8
2. Ashleigh Franklin (09-11)	58	8.7
3. Monica Gibbs (05-09)	123	8.0
4. Vivian Ewalefo (05-07)	60	7.6
5. Valerie Wells (82-84)	54	7.4
6. Margaret Martinovich (81-85)	108	7.2
7. Angel Singleton (93-98)	105	7.0
8. Tesha Smith (13-17)	116	6.9
Keelah Williams (98-00)	52	6.6
Starlite Williams (83-87)	97	6.6
10. Mantha Emory (93-95)	52	6.4

### 3-point Field Goals Made

Name	Games	3-pt
1. Amber Gregg (07-11)	118	200
2. Terrie Davis (04-08)	118	195
3. Ashley Spaletta (11-15)	119	174
4. Kamra King (2011-15)	121	128
<b>5. Carlie Heineman (14-Pr.)</b>	<b>77</b>	<b>123</b>
6. Philicia Ross (90-94)	96	121
7. Jordan Stark (07-09)	53	111
8. Alysse Davis (08-11)	57	102
9. Nicole Dunson (04-06)	54	98
10. Rosie Smith (96-98)	54	94

### Assists

Name	Games	Ast
1. Monica Gibbs (05-09)	123	693
2. Tammy Rogers (87-91)	96	377
3. Rhonda Hoffman (83-87)	102	375
4. Sharon Wilson (85-89)	102	355
5. Joyce Howard (96-98)	53	333
6. Shelley Seale (81-83)	54	296
7. Kim Reed (01-05)	112	272
8. Karen Kroen (83-87)	73	263
9. Kim Maxwell (81-84)	81	259
10. Whitney York (2007-13)	96	249

### Steals

Name	Games	Steals
1. Starlite Williams (83-87)	97	281
2. Kamra King (2011-15)	121	240
3. Michelle Martin (89-93)	103	227
4. Sharon Wilson (85-89)	102	223
5. Rhonda Hoffman (83-87)	102	222
6. Monica Gibbs (05-09)	123	207
7. Terrie Davis (04-08)	118	173
8. Tammy Rogers (87-91)	96	165
9. Ashley Spaletta (2011-15)	119	153
10. Latifa Northern (98-02)	109	144

### Blocks

Name	Games	Bk
1. Whitney Wright (09-13)	114	105
2. Alysse Davis (08-11)	57	98
3. Kim Duncan (83-85)	55	93
4. Starlite Williams (83-87)	97	88
5. Mantha Emory (93-95)	52	81
6. Tesha Smith (13-17)	116	72
7. Lacy Mingee (01-06)	113	70
8. Monica Gibbs (05-09)	90	69
9. Katie Sandefur (02-06)	116	66
Ryba Pawlaczyk (07-09)	60	66

### Games Played

Name	Yrs.	Games
1. Monica Gibbs	2005-09	123
2. Kamra King	2011-15	121
3. Ashley Spaletta	2011-15	119
4. Terrie Davis	2004-08	118
Amber Gregg	2007-11	118
6. Katie Sandefur	2002-06	116
Tesha Smith	2013-17	116
8. Lacy Mingee	2001-06	115
9. Whitney Wright	2009-13	114
10. Kim Reed	2001-05	112

### Games Started

Name	Yrs.	Starts
1. Kamra King	2011-15	118
2. Monica Gibbs	2005-09	113
3. Angel Singleton	1994-98	101
4. Terrie Davis	2004-08	99
5. Starlite Williams	1983-87	92
6. Tammy Rogers	1987-91	90
Tisha Boldt	1986-91	87
8. Amber Gregg	2007-11	86
9. Latifa Northern	1998-02	84
Whitney York	2008-13	84





## Single-Season Top-10

### Points

Name	Games	Points
1. Tammy Rogers (90-91)	30	583
2. Starlite Williams (86-87)	26	538
3. Loryn Goodwin (16-17)	30	525
4. Monica Gibbs (08-09)	33	514
5. Starlite Williams (84-85)	28	493
6. Vivian Ewalefo (06-07)	30	480
7. Margaret Martinovich (82-83)	27	469
8. Valerie Wells (83-84)	27	452
9. Margaret Martinovich (84-85)	28	451
10. Onika Anderson (08-09)	33	448
Tessa Smith (16-17)	30	448

### Scoring Average

Name	Games	Avg
1. Starlite Williams (86-87)	26	20.7
2. Tammy Rogers (90-91)	30	19.4
3. Nikki Hendrix (03-04)	23	17.7
4. Starlite Williams (84-85)	28	17.6
5. Loryn Goodwin (16-17)	30	17.5
6. Margaret Martinovich (82-83)	27	17.4
7. Starlite Williams (84-85)	16	17.2
8. Rosie Smith (98-99)	26	17.0
9. Valerie Wells (83-84)	27	16.7
10. Angel Singleton (96-97)	26	16.2

### Field Goals Made

Name	Games	FG
1. Starlite Williams (86-87)	26	229
2. Starlite Williams (84-85)	28	204
3. Valerie Wells (83-84)	27	195
4. Onika Anderson (08-09)	33	192
5. Margaret Martinovich (82-83)	27	190
6. Kim Maxwell (83-84)	27	188
7. Tisha Boldt (84-85)	28	184
Margaret Martinovich (84-85)	28	184
9. Vivian Ewalefo (06-07)	30	183
10. Tammy Rogers (90-91)	30	180

### Field Goal Percentage (min. 200)

Name	Games	FG%
1. Margaret Martinovich (84-85)	184-280	.657
2. Starlite Williams (86-87)	229-390	.587
3. Margaret Martinovich (82-83)	190-332	.572
4. Karen Gaskin (88-89)	127-228	.557
5. Cindy Pavell (81-82)	177-324	.546
6. Tessa Smith (16-17)	166-305	.544
7. Kim Maxwell (83-84)	188-349	.539
8. Valerie Wells (83-84)	195-365	.534
9. Portia Matthews (90-91)	108-203	.532
Onika Anderson (08-09)	192-361	.532

### Rebounds

Name	Games	Reb
1. Onika Anderson (08-09)	33	351
2. Monica Gibbs (08-09)	33	309
3. Ryba Pawlaczyk (08-09)	33	297
4. Cindy Pavell (81-82)	27	271
5. Ashleigh Franklin (09-10)	30	268
6. Tisha Boldt (87-88)	30	262
7. Margaret Martinovich (82-83)	27	247
8. Monica Gibbs (07-08)	33	246
9. Keelah Wilson (99-00)	28	245
10. Ashleigh Franklin (10-11)	28	238

### Rebounding Average

Name	Games	Avg
1. Onika Anderson (08-09)	33	10.6
2. Cindy Pavell (81-82)	27	10.0
3. Monica Gibbs (08-09)	33	9.4
4. Margaret Martinovich (82-83)	27	9.1
Keelah Wilson (99-00)	28	9.1
6. Ryba Pawlaczyk (08-09)	33	9.0
7. Ashleigh Franklin (09-10)	30	8.9
8. Onika Anderson (07-08)	26	8.8
9. Tisha Boldt (90-91)	30	8.7
10. Ashleigh Franklin (10-11)	28	8.5

### 3-point Field Goals Made

Name	Games	3-pt
1. Terrie Davis (07-08)	32	82
2. Amber Gregg (08-09)	29	73
3. Carlie Heineman (16-17)	30	69
4. Alysse Davis (10-11)	31	61
5. Jordan Stark (07-08)	31	56
Tammy Rogers (90-91)	30	56
7. Jordan Stark (08-09)	22	55
8. Terrie Davis (06-07)	30	54
9. Rosie Smith (97-98)	28	53
10. Nicole Dunson (05-06)	29	52

### Free Throws Made

Name	Games	Made
1. Tammy Rogers (90-91)	30	167
Monica Gibbs (08-09)	33	167
3. Loryn Goodwin (16-17)	30	163
4. Kamra King (13-14)	31	160
5. Angel Singleton (94-95)	26	149
6. Angel Singleton (96-97)	27	145
7. Whitney York (09-10)	29	138
8. Monica Gibbs (06-07)	29	136
9. Angel Singleton (97-98)	28	131
10. Amber Gregg (10-11)	29	125

### Free Throw Percentage (min. 25)

Name	FT-FTA	FT%
1. Rhonda Hoffman (83-84)	28-31	.903
2. Ashley Gardner (11-12)	25-28	.893
Nicole Dunson (04-05)	25-28	.893
4. Kim Maxwell (81-82)	22-25	.880
5. Rhonda Hoffman (85-86)	49-56	.875
6. Rosie Smith (97-98)	65-76	.855
7. Kim Maxwell (82-83)	22-26	.846
8. Terrie Davis (06-07)	65-77	.844
Jordan Stark (08-09)	27-32	.844
10. Kasia Kiejrowska (16-17)	32-38	.842

### Assists

Name	Games	A
1. Monica Gibbs (08-09)	33	221
2. Joyce Howard (97-98)	28	201
3. Monica Gibbs (07-08)	33	195
4. Tammy Rogers (90-91)	30	188
5. Shelley Seale (82-83)	27	173
6. Monica Gibbs (06-07)	29	139
7. Monica Gibbs (07-08)	33	138
8. Loryn Goodwin (16-17)	30	134
9. Joyce Howard (96-97)	25	132
10. Amber Follis (98-99)	26	128

### Blocks

Name	Games	Blks
1. Alysse Davis (10-11)	31	78
2. Kim Duncan (84-85)	28	57
3. Ryba Pawlaczyk (08-09)	33	56
4. Mantha Emory (94-95)	26	50
5. Whitney Wright (11-12)	29	48
6. Keelah Wilson (99-00)	28	41
7. Whitney Wright (12-13)	30	39
8. Kim Duncan (83-84)	27	36
Starlite Williams (86-87)	26	36
10. Amanda Foster (07-08)	33	35

### Steals

Name	Games	Stl
1. Loryn Goodwin (16-17)	30	94
2. Starlite Williams (86-87)	26	92
3. Joyce Howard (97-98)	28	79
4. Michelle Martin (91-92)	26	76
Michelle Martin (92-93)	26	76
6. Tammy Rogers (90-91)	30	74
7. Sharon Wilson (88-89)	26	71
8. Starlite Williams (83-84)	27	70
9. Valerie Wells (83-84)	27	69
Amber Prose (00-01)	28	69



# 1,000-point Club



**Starlite Williams**  
Years Played: 1983-87  
Games: 97  
Average: 16.5  
Points: 1,607



**Angel Singleton**  
Years Played: 1994-98  
Games: 105  
Average: 14.9  
Points: 1,565



**Margaret Martinovich**  
Years Played: 1981-85  
Games: 108  
Average: 13.7  
Points: 1,480



**Monica Gibbs**  
Years Played: 2005-09  
Games: 123  
Average: 11.9  
Points: 1,460



**Tisha Boldt**  
Years Played: 1986-91  
Games: 111  
Average: 12.4  
Points: 1,379



**Kamra King**  
Years Played: 2011-15  
Games: 121  
Average: 11.3  
Points: 1,367



**Tammy Rogers**  
Years Played: 1987-91  
Games: 96  
Average: 13.9  
Points: 1,343



**Michelle Martin**  
Years Played: 1989-93  
Games: 103  
Average: 11.6  
Points: 1,192



**Sharon Wilson**  
Years Played: 1985-89  
Games: 102  
Average: 11.5  
Points: 1,173



**Tesha Smith**  
Years Played: 2013-17  
Games: 116  
Average: 10.1  
Points: 1,169



**Amber Gregg**  
Years Played: 2007-11  
Games: 118  
Average: 9.7  
Points: 1,143



**Nikki Hendrix**  
Years Played: 2001-04  
Games: 78  
Average: 14.4  
Points: 1,122



**Kim Maxwell**  
Years Played: 1981-84  
Games: 81  
Average: 13.3  
Points: 1,081




**Terrie Davis**  
Years Played: 2004-08  
Games: 118  
Average: 8.9  
Points: 1,052





## Top-50 Scorers

Rk	Player	Points	Games	Years
1.	Starlite Williams	1,607	97	1983-87
2.	Angel Singleton	1,565	105	1993-98
3.	Margaret Martinovich	1,480	108	1981-85
4.	Monica Gibbs	1,460	123	2005-09
5.	Tisha Boldt	1,379	111	1986-88, 89-91
6.	Kamra King	1,367	121	2011-15
7.	Tammy Rogers	1,343	96	1987-91
8.	Michelle Martin	1,192	103	1989-93
9.	Sharon Wilson	1,173	101	1985-89
10.	Tesha Smith	1,169	116	2013-17
11.	Amber Gregg	1,143	118	2007-11
12.	Nikki Hendrix	1,122	78	2001-04
13.	Kim Maxwell	1,081	81	1981-84
14.	Terrie Davis	1,052	118	2004-08
15.	Whitney York	931	96	2007-13
16.	Lacy Mingee	898	115	2001-06
17.	Rosie Smith	879	54	1997-99
18.	Debbie Groves	877	101	1984-88
19.	Vivian Ewalefo	846	60	2005-07
20.	Valerie Wells	828	54	1982-84
21.	Onika Anderson	800	59	2007-09
22.	Ashley Spaletta	788	119	2011-15
23.	Katie Sandefur	782	116	2002-06
24.	Karen Gaskin	764	54	1988-90
25.	Renda Churman	738	108	1997-01
26.	Latifa Northern	717	109	1998-02
27.	Ashleigh Franklin	682	58	2009-11
28.	Melinda Hausenfluke	680	108	1990-94
29.	Akunna Elonu	661	110	2012-16
	Rhonda Hoffman	661	102	1983-87
<b>31.</b>	<b>Crystal Chidomere</b>	<b>628</b>	<b>87</b>	<b>2014-Present</b>
32.	Tiffany Williams	623	102	1990-94
33.	Judy Jones	592	57	2009-12
34.	Dewella Holliday	589	55	2002-04
35.	Philcia Ross	578	96	1990-94
36.	Keelah Wilson	538	52	1998-00
37.	Denise Forestier	537	38	1990-92
38.	Tina Camacho	535	89	1981-83, 84-86
39.	Carmen Brockman	533	79	1989-92
40.	Loryn Goodwin	525	30	2016-17
41.	Whitney Wright	516	114	2009-13
42.	Ashley Gardner	506	51	2010-12
43.	Niaga Mitchell-Cole	504	95	2012-16
44.	Julie Rampley	503	58	2000-01, 02-03
45.	Jene Vanderbilt	501	97	1998-02
46.	Jordan Stark	497	53	2007-09
47.	Amy Alkek	490	53	1986-88
<b>48.</b>	<b>Carlie Heineman</b>	<b>481</b>	<b>77</b>	<b>2014-Present</b>
49.	Lisa Smith	480	47	1995-97
50.	Kim Reed	478	112	2001-05



*Starlite Williams is UTSA's all-time scoring leader with 1,607 points.*

### Top Single-Game Scoring Performance

- 41 by Tesha Smith vs. Florida Atlantic (2/25/17)
- 40 by Starlite Williams vs. St. Mary's (12/16/86)
- 36 by Angel Singleton vs. Northwestern State (2/1/97)
- 34 by Starlite Williams vs. Minnesota (12/31/84)
- 33 by Ashleigh Franklin vs. Sam Houston State (3/8/11)
- 32 by Rosie Smith vs. Stephen F. Austin (1/8/98)
- 32 by Tammy Rogers at Texas A&M (12/19/90)
- 32 by Amber Gregg vs. Jacksonville State (11/28/09)
- 31 by Tammy Rogers at UTPA (1/30/91)
- 31 by Starlite Williams vs. Baylor (12/6/86)
- 30 by Starlite Williams at Houston (12/3/86)
- 30 by Starlite Williams vs. Rice (12/3/85)
- 30 by Kim Maxwell vs. Oklahoma City (2/27/84)
- 30 by Rosie Smith vs. Lamar (2/20/99)



## 500-rebound Club



**Monica Gibbs**  
Yrs Played: 2005-09  
Games: 123  
Average: 8.0  
Rebounds: 990



**Tesha Smith**  
Yrs Played: 2013-17  
Games: 116  
Average: 6.9  
Rebounds: 800



**Margaret Martinovich**  
Yrs Played: 1981-85  
Games: 108  
Average: 7.2  
Rebounds: 778



**Angel Singleton**  
Yrs Played: 1994-98  
Games: 105  
Average: 6.9  
Rebounds: 730



**Tisha Boldt**  
Yrs Played: 1986-91  
Games: 111  
Average: 6.1  
Rebounds: 675



**Starlite Williams**  
Yrs Played: 1983-87  
Games: 97  
Average: 6.6  
Rebounds: 636



**Akunna Elonu**  
Yrs Played: 2012-16  
Games: 110  
Average: 5.5  
Rebounds: 607



**Michelle Martin**  
Yrs Played: 1989-93  
Games: 103  
Average: 5.7  
Rebounds: 590



**Onika Anderson**  
Yrs Played: 2007-09  
Games: 59  
Average: 9.8  
Rebounds: 579



**Debbye Groves**  
Yrs Played: 1984-88  
Games: 101  
Average: 5.5  
Rebounds: 550



**Tiffany Williams**  
Yrs Played: 1990-94  
Games: 102  
Average: 5.3  
Rebounds: 544



**Mannasha Bell**  
Yrs Played: 2011-15  
Games: 98  
Average: 5.5  
Rebounds: 543



**Tammy Rogers**  
Yrs Played: 1987-91  
Games: 96  
Average: 5.3  
Rebounds: 513



**Ashleigh Franklin**  
Yrs Played: 2009-11  
Games: 58  
Average: 8.7  
Rebounds: 506





# Top-50 Rebounders

Rk	Player	Rebounds	Games	Years
1.	Monica Gibbs	990	123	2005-09
2.	Tesha Smith	800	116	2013-17
3.	Margaret Martinovich	778	108	1981-85
4.	Angel Singleton	730	105	1993-98
5.	Tisha Boldt	675	111	1986-88, 89-91
6.	Starlite Williams	636	97	1983-87
7.	Akunna Elonu	607	110	2012-16
8.	Michelle Martin	590	103	1989-93
9.	Onika Anderson	579	59	2007-09
10.	Debbie Groves	550	101	1984-88
11.	Tiffany Williams	544	102	1990-94
12.	Mannasha Bell	543	98	2011-15
13.	Tammy Rogers	513	96	1987-91
14.	Ashleigh Franklin	506	58	2009-11
15.	Katie Sandefur	473	116	2002-06
16.	Vivian Ewalefo	454	60	2005-07
17.	Lacy Mingee	447	115	2001-06
18.	Nikki Hendrix	435	78	2001-04
19.	Whitney Wright	419	114	2009-13
20.	Sharon Wilson	411	101	1985-89
21.	Valerie Wells	401	54	1982-84
22.	Judy Jones	392	57	2009-12
23.	Carmen Brockman	390	79	1989-92
24.	Ashley Spaletta	389	119	2011-19
	Kim Reed	389	112	2001-05
26.	Terrie Davis	387	118	2004-08
27.	Latifa Northern	381	109	1998-02
28.	Ryba Pawlaczyk	375	60	2007-09
	Renda Churman	375	108	1997-01
30.	Keelah Wilson	342	52	1998-00
31.	Julie Rampley	335	58	2000-03
32.	Mantha Emory	334	52	1993-95
33.	Kim Maxwell	333	81	1981-84
34.	Annie Archambault	329	74	1991-94
35.	Melinda Hausenfluke	326	108	1990-94
36.	Denise Fritz	322	54	1981-83
37.	Karen Gaskin	311	54	1988-90
38.	Soonja Roberson	299	77	1995-98
39.	Dewella Holliday	290	55	2002-04
40.	Sonya Smith	289	49	1985-87
41.	Alysse Davis	283	57	2008-09, 10-11
42.	Lisa Smith	280	47	1995-97
<b>43.</b>	<b>Crystal Chidomere</b>	<b>279</b>	<b>81</b>	<b>2014-Present</b>
44.	Ashley Gardner	274	51	2010-12
45.	Jene Vanderbilt	273	97	1998-02
46.	Cindy Pavell	271	27	1981-82
47.	Whitney York	266	96	2007-13
48.	Cori Cooper	264	92	2008-09, 10-13
49.	Amber Gregg	253	118	2007-11
50.	Ankara King	251	46	1992-94



*Monica Gibbs is one of eight players in school history to record more than 1,000 points and 500 rebounds.*

## Top Single-Game Rebounding Performance

- 24 by Margaret Martinovich vs. TAMUK (11/27/81)
- 23 by Onika Anderson vs. Sam Houston State (2/21/09)
- 22 by Ashleigh Franklin vs. Sam Houston St. (2/20/10)
- 20 by Cindy Pavell vs. Texas Lutheran (12/1/81)
- 19 by Akunna Elonu at Florida Atlantic (1/23/16)
- 19 by Ashleigh Franklin at Sam Houston State (1/8/11)
- 19 by Onika Anderson vs. Texas State (1/26/08)
- 19 by Vivian Ewalefo vs. Lamar (1/6/07)
- 19 by Keelah Wilson vs. UT Arlington (12/30/99)
- 18 by Ashleigh Franklin vs. Houston (12/7/09)
- 18 by Tammy Tilghman vs. Iona (12/9/88)
- 17 by Judy Jones at Southeastern La. (02/08/12)
- 17 by Richelle Parks vs. UT-Martin (12/19/05)
- 17 by Margaret Martinovich vs. Texas Southern (1/6/83)
- 17 by Angel Singleton vs. North Texas (1/22/96)
- 17 by Vivian Ewalefo vs. Northwestern St. (3/3/06)
- 16 by Cori Cooper at Texas State (02/25/12)
- 16 by Mannasha Bell vs. Houston (12/04/11)
- 16 by Niki Foster vs. Sam Houston St. (2/22/01)
- 16 by Keelah Wilson vs. Northwestern St. (1/20/00)
- 16 by Angel Singleton vs. McNeese St. (1/11/96)
- 16 by Onika Anderson vs. Northwestern St. (1/19/08)
- 16 by Onika Anderson vs. Texas A&M-CC (2/2/08)
- 16 by Onika Anderson vs. McNeese St. (1/10/09)



## Opponent Records - Single Game

(against UTSA)

### Individual Opponent Records

#### Points Scored

45 by Kelia Shelton, Louisiana Tech (2/7/13)

#### Points Scored/Conference Game

45 by Kelia Shelton, Louisiana Tech (2/7/13)

#### Field Goals

16 by Lisa Foss, No. Illinois (2/22/91)

16 by Kelia Shelton, Louisiana Tech (2/7/13)

#### Field Goals/Conference Game

16 by Kelia Shelton, Louisiana Tech (2/7/13)

#### Free Throws

18 by Jennie Simms, Old Dominion (2/27/16)

#### Free Throws/Conference Game

18 by Jennie Simms, Old Dominion (2/27/16)

#### Free Throw Attempts

21 by Jennie Simms, Old Dominion (2/27/16)

21 by Katrina Price, SFA (3/5/98)

#### Free Throw Attempts/Conference

21 by Jennie Simms, Old Dominion (2/27/16)

21 by Katrina Price, SFA (3/5/98)

#### 3-Point FG

9 by Carin Stites, Oklahoma (1/21/91)

9 by Angela Branch, ULM (12/30/93)

#### 3-Point FG/Conference Game

9 by Angela Branch, ULM (12/30/93)

#### Rebounds

21 by Kris Veatch, New Mexico St., (1/23/88)

21 by Yolanda Wilkerson, Texas St.

(12/24/96)

#### Rebounds/Conference Game

21 by Yolanda Wilkerson, Texas St.

(12/24/96)

#### Assists

14 by Amy Sheiron, Sam Houston (2/18/99)

#### Turnovers

12 by Lakeita Richardson, Sam Houston

(2/10/94)

#### Blocked Shots

8 by Cheyenne Parker, Middle Tenn. (1/29/15)

8 by Kianna Vines, Texas Southern (12/28/15)

#### Steals

11 by Leslie Hale, Sam Houston (2/11/95)

#### Team Records

#### Points Scored

115 by Houston (12/18/89)

#### Points Scored/Conference Game

102 by Stephen F. Austin (2/3/96)

#### Points Scored in a Half

66 (1st half) by Houston (12/18/89)

60 (2nd half) by Houston (11/27/90)

#### Fewest Points Scored

26 by Prairie View A&M (1/29/83)

#### Fewest Points/Conference Game

37 by Texas A&M-Corpus Christi (2/17/10)

#### Fewest Points Scored in a Half/Quarter

8 (1st half) by Prairie View A&M (12/3/96)

3 (1st quarter) by Illinois State (11/27/15)

#### Most Field Goals Made

47 by Houston (11/27/90)

#### Fewest Field Goals Made

7 by Schreiner (11/15/09)

#### Fewest Field Goals/Conference Game

12 by Southeastern Louisiana (1/4/01)

#### Fewest Field Goals in a Half

1 by Prairie View A&M (12/3/96)

1 by Schreiner (11/15/09)

#### Most FG Attempts

90 by Houston (11/27/90)

#### Highest FG Percentage

67.8% (40-59) by Stephen F. Austin (1/8/00)

#### Highest FG Percentage in a Half

72% by Baylor (12/16/09)

#### Lowest FG Percentage

14% (7-50) by Schreiner (11/15/09)

#### Most Free Throws Made

33 by Oral Roberts (2/22/86)

33 by Texas Tech (12/17/88)

#### Fewest Free Throws Made

1 by 5 opponents, most recent by Texas St. (1/28/09)

#### Most 3-Point FG

14 by Middle Tennessee (2/2/17)

#### Most 3-Point FG Made/Conference Game

14 by Middle Tennessee (2/2/17)

#### Most 3-Point FG Attempts

40 by New Mexico St. (12/31/90)

#### Most 3-Point FG Attempts/Conference Game

34 by Nicholls (2/19/11)

#### Highest 3-Point FG Percentage

66.7% by four opponents, most recent by

UAB (6-of-9)(1/31/15)

#### Most Rebounds

64 by Prairie View A&M (2/8/90)

64 by Louisiana-Monroe (12/30/93)

#### Most Rebounds/Conference Game

64 by Louisiana-Monroe (12/30/93)

#### Most Assists

38 by Northwestern St. (2/20/93)

#### Most Assists/Conference Game

38 by Northwestern St. (2/20/93)

#### Most Turnovers

43 by A&M-Commerce (1/12/87)

#### Most Fouls

36 by Angelo St. (1/11/82)

#### Most Fouls/Conference Game

29 by UTEP (1/21/17)

#### Fewest Fouls

7 by McNeese St. (2/19/94)

#### Most Blocks

13 by Idaho (1/26/13); Southern Miss

(12/28/15)

#### Most Steals

31 by Houston (11/27/90)





## All-Time vs. Ranked Opponents

By Date		
Dec. 5, 1985	vs. No. 25 Houston	L, 52-63
Dec. 13, 1986	at No. 22 Texas Tech	L, 62-75
Jan. 9, 1988	at No. 25 Stephen F. Austin	L, 58-81
Dec. 19, 1988	vs. No. 19 Stephen F. Austin	L, 59-66
Nov. 22, 1997	vs. No. 19 Texas Tech	L, 44-57
Dec. 2, 1998	at No. 12 Texas Tech	L, 39-96
Dec. 30, 2001	vs. No. 19 Auburn	L, 50-73
Dec. 31, 2003	vs. No. 11 Kansas State	L, 45-75
Dec. 19, 2005	at No. 10 Arizona State	L, 64-78
Dec. 20, 2006	vs. No. 13 Purdue	L, 50-75
March 22, 2008	vs. No. 8 Texas A&M	L, 52-91
Nov. 16, 2008	at No. 24 TCU	L, 60-73
March 22, 2009	vs. No. 5 Baylor	L, 82-87 (OT)
Nov. 13, 2009	at No. 10 Texas	L, 60-71
Dec. 19, 2009	vs. No. 6 Florida State	L, 50-65
Nov. 19, 2010	vs. No. 23 TCU	L, 59-83
Nov. 15, 2014	vs. No. 9 Texas	L, 68-48
Jan. 24, 2015	vs. No. 24 WKU	W, 64-63
Nov. 14, 2015	at No. 11 Texas	L, 53-90
Dec. 13, 2015	at No. 17 Oklahoma	L, 80-41
March 3, 2016	vs. No. 25 UTEP	W, 69-64
Dec. 17, 2016	vs. No. 16 Texas	L, 43-76

By Rank		
March 22, 2009	vs. No. 5 Baylor	L, 82-87 (OT)
Dec. 19, 2009	vs. No. 6 Florida State	L, 50-65
March 22, 2008	vs. No. 8 Texas A&M	L, 52-91
Nov. 15, 2014	vs. No. 9 Texas	L, 68-48
Dec. 19, 2005	at No. 10 Arizona State	L, 64-78
Nov. 13, 2009	at No. 10 Texas	L, 60-71
Dec. 31, 2003	vs. No. 11 Kansas State	L, 45-75
Nov. 14, 2015	at No. 11 Texas	L, 53-90
Dec. 2, 1998	at No. 12 Texas Tech	L, 39-96
Dec. 20, 2006	vs. No. 13 Purdue	L, 50-75
Dec. 17, 2016	vs. No. 16 Texas	L, 43-76
Dec. 13, 2015	at No. 17 Oklahoma	L, 80-41
Dec. 19, 1988	vs. No. 19 Stephen F. Austin	L, 59-66
Nov. 22, 1997	vs. No. 19 Texas Tech	L, 44-57
Dec. 30, 2001	vs. No. 19 Auburn	L, 50-73
Dec. 13, 1986	at No. 22 Texas Tech	L, 62-75
Nov. 19, 2010	vs. No. 23 TCU	L, 59-83
Nov. 16, 2008	at No. 24 TCU	L, 60-73
Jan. 24, 2015	vs. No. 24 WKU	W, 64-63
Dec. 5, 1985	vs. No. 25 Houston	L, 52-63
Jan. 9, 1988	at No. 25 Stephen F. Austin	L, 58-81
March 3, 2016	vs. No. 25 UTEP	W, 69-64

2-20

2-20

### 100-point Games

Score	Opponent	Date
113-89	Schreiner	11/24/90
113-91	Oklahoma City	2/27/84
106-65	Howard Payne	12/15/15
105-38	Prairie View A&M	12/7/93
100-62	St. Mary's	1/24/89
100-46	Southwestern	11/28/83

### 90-point Games

Score	Opponent	Date
99-93 (OT)	at Tulane	2/16/91
99-65	UTEP	3/1/86
99-73	Texas State	1/3/84
98-84	New Mexico State	12/31/90
97-76	UTEP	1/21/17
97-66	Florida Atlantic	2/25/17
97-89 (OT)	at Central Arkansas	2/11/09
96-78	Sam Houston State	1/29/91
96-29	Prairie View A&M	2/10/83
93-62	at Texas A&M-Corpus Christi	2/23/11
93-55	Huston-Tillotson	12/6/08
93-77	SMU	2/9/91
93-48	Texas A&M-Commerce	1/12/87
92-52	Nicholls	2/17/94
92-79	UTEP	2/11/84
92-56	Huston-Tillotson	1/29/83
92-57	Texas Lutheran	12/2/82
91-30	Texas Southern	12/5/96
90-89	Tulsa	3/11/14
90-89 (2OT)	vs. Miami (Ohio)	12/29/07
90-53	Southeastern Louisiana	3/3/01
90-41	Hardin-Simmons	2/20/84

### Attendance Records

Date	Opponent	Results	Attendance
3/3/12	UT-Arlington	L, 75-65	2,611
2/7/04	McNeese State	W, 64-56 (OT)	2,311
1/27/96	Texas State	L, 78-57	2,021
2/9/91	SMU	W, 93-77	2,000
11/12/10	Our Lady of the Lake	W, 79-66	1,789
1/29/94	North Texas	L, 74-65	1,786
2/26/05	UT-Arlington	W, 48-46	1,736
2/24/07	A&M-Corpus Christi	W, 61-43	1,699
11/19/10	No. 23 TCU	L, 83-59	1,563
1/21/04	Texas State	L, 44-43	1,445



UTSA ROADRUNNERS

# HISTORY







## Annual Leaders

### 1981-82

Points - Cindy Pavell (15.4)  
Rebounds - Cindy Pavell (10.0)  
Assists - Shelley Seale (4.6)

### 1982-83

Points - Margaret Martinovich (17.4)  
Rebounds - Margaret Martinovich (9.1)  
Assists - Shelley Seale (6.4)

### 1983-84

Points - Valerie Wells (16.7)  
Rebounds - Valerie Wells (7.8)  
Assists - Rhonda Hoffman (3.9)

### 1984-85

Points - Starlite Williams (17.6)  
Rebounds - Starlite Williams (7.9)  
Assists - Karen Kroen (3.3)

### 1985-86

Points - Starlite Williams (17.1)  
Rebounds - Debbye Groves (7.1)  
Assists - Rhonda Hoffman (4.0)

### 1986-87

Points - Starlite Williams (20.6)  
Rebounds - Starlite Williams (7.0)  
Assists - Rhonda Hoffman (3.4)

### 1987-88

Points - Tisha Boldt (15.1)  
Rebounds - Debbye Groves (6.5)  
Assists - Sharon Wilson (4.1)

### 1988-89

Points - Sharon Wilson (15.2)  
Rebounds - Tammy Rogers (6.1)  
Assists - Sharon Wilson (4.8)

### 1989-90

Points - Karen Gaskin (15.8)  
Rebounds - Karen Gaskin (6.7)  
Assists - Tammy Rogers (3.9)

### 1990-91

Points - Tammy Rogers (19.4)  
Rebounds - Tisha Boldt (8.7)  
Assists - Tammy Rogers (7.2)

### 1991-92

Points - Denise Forestier (13.7)  
Rebounds - Michelle Martin & Carmen Brockman (7.5)  
Assists - Melinda Hausenfluke (2.9)

### 1992-93

Points - Tina Martin (14.0)  
Rebounds - Tiffany Williams (6.2)  
Assists - Michelle Carlucci (3.2)

### 1993-94

Points - Ankara King (11.1)  
Rebounds - Tiffany Williams (6.8)  
Assists - Melinda Hausenfluke (2.8)

### 1994-95

Points - Angel Singleton (14.8)  
Rebounds - Angel Singleton (7.2)  
Assists - Tracey Pepper (4.3)

### 1995-96

Points - Angel Singleton (14.2)  
Rebounds - Angel Singleton (7.5)  
Assists - Sherika Nelson (3.1)

### 1996-97

Points - Angel Singleton (16.0)  
Rebounds - Angel Singleton (6.9)  
Assists - Joyce Howard (5.3)

### 1997-98

Points - Rosie Smith (15.6)  
Rebounds - Angel Singleton (6.5)  
Assists - Joyce Howard (7.2)

### 1998-99

Points - Rosie Smith (17.0)  
Rebounds - Donelle Jones (6.4)  
Assists - Amber Follis (4.9)

### 1999-2000

Points - Keelah Wilson (14.8)  
Rebounds - Keelah Wilson (9.1)  
Assists - Jene Vanderbilt (2.5)

### 2000-01

Points - Renda Chruman (11.4)  
Rebounds - Julie Rampley (6.4)  
Assists - Julie Rampley (3.6)

### 2001-02

Points - Niki Foster (13.0)  
Rebounds - Kate Fitzgerald (6.0)  
Assists - Kate Fitzgerald (2.3)

### 2002-03

Points - Nikki Hendrix (13.9)  
Rebounds - Tanisha Jackson (6.5)  
Assists - Julie Rampley (3.9)

### 2003-04

Points - Nikki Hendrix (17.7)  
Rebounds - Nikki Hendrix (7.0)  
Assists - Kim Reed (3.0)

### 2004-05

Points - Richelle Parks (13.9)  
Rebounds - Richelle Parks (8.0)  
Assists - Kim Reed (3.5)

### 2005-06

Points - Vivian Ewalefo (12.2)  
Rebounds - Vivian Ewalefo (7.6)  
Assists - Monica Gibbs (4.9)

### 2006-07

Points - Vivian Ewalefo (16.0)  
Rebounds - Monica Gibbs (8.1)  
Assists - Monica Gibbs (4.8)

### 2007-08

Points - Onika Anderson (13.5)  
Rebounds - Onika Anderson (8.8)  
Assists - Monica Gibbs (5.9)

### 2008-09

Points - Monica Gibbs (15.6)  
Rebounds - Onika Anderson (10.6)  
Assists - Monica Gibbs (6.7)

### 2009-10

Points - Whitney York (15.0)  
Rebounds - Ashleigh Franklin (8.9)  
Assists - Whitney York (3.0)

### 2010-11

Points - Amber Gregg (13.7)  
Rebounds - Ashleigh Franklin (8.5)  
Assists - Amber Gregg (3.2)

### 2011-12

Points - Kamra King (10.4)  
Rebounds - Judy Jones (7.0)  
Assists - Simone Young (2.4)

### 2012-13

Points - Kamra King (9.3)  
Rebounds - Niaga Mitchell-Cole (4.3)  
Assists - Simone Young (2.2)

### 2013-14

Points - Kamra King (13.6)  
Rebounds - McKenzie Adams (5.7)  
Assists - Miki Turner (3.1)

### 2014-15

Points - Kamra King (11.7)  
Rebounds - Akunna Elonu (7.3)  
Assists - Kamra King, Ashley Spaletta (2.0)

### 2015-16

Points - Tesha Smith (10.2)  
Rebounds - Tesha Smith (8.3)  
Assists - Alana Heard (2.5)

### 2016-17

Points - Loryn Goodwin (17.5)  
Rebounds - Tesha Smith (7.9)  
Assists - Loryn Goodwin (4.5)



## Honor Roll

### Southland Conference Awards

<i>Coach of the Year</i>	
Rae Rippetoe-Blair	2001
Rae Rippetoe-Blair	2003
Rae Rippetoe-Blair	2009
<i>Player of the Year</i>	
Monica Gibbs	2009
<i>Defensive Player of the Year</i>	
Monica Gibbs	2009
<i>Freshman of the Year</i>	
Rosie Smith	1998
Richelle Parks	2005
Monica Gibbs	2006
<i>Newcomer of the Year</i>	
Nikki Hendrix	2002
Dewella Holliday	2003
Vivian Ewalefo	2006
Onika Anderson	2008
<i>Student-Athlete of the Year</i>	
Nicole Dunson	2004-05
Ryba Pawlaczyk	2008-09
<i>First Team</i>	
Nikki Hendrix	2003
Nikki Hendrix	2004
Vivian Ewalefo	2006
Vivian Ewalefo	2007
Monica Gibbs	2008
Onika Anderson	2009
Monica Gibbs	2009
<i>Second Team</i>	
Angel Singleton	1997
Joyce Howard	1998
Rosie Smith	1999
Keelah Wilson	2000
Renda Churman	2001
Julie Rampley	2001
Nikki Hendrix	2002
Dewella Holliday	2004

Richelle Parks	2005
Monica Gibbs	2007
Onika Anderson	2008
Whitney York	2010
Judy Jones	2010
Amber Gregg	2011
<i>Third Team</i>	
Julie Rampley	2003
Tanisha Jackson	2003
Nicole Dunson	2006
Terrie Davis	2008
Ashleigh Franklin	2010
Ashleigh Franklin	2011
<i>Honorable Mention</i>	
Nicole Dunson	2005
Ryba Pawlaczyk	2009
Judy Jones	2012
<i>Preseason All-Conference</i>	
Monica Gibbs (1st team)	2007-08
Amber Gregg (2nd team)	2009-10
<i>SLC Tournament MVP</i>	
Monica Gibbs	2008
Onika Anderson	2009
<i>SLC All-Tournament Team</i>	
Rose Smith	1998
Nikki Hendrix	2003
Nikki Hendrix	2004
Monica Gibbs	2006
Vivian Ewalefo	2006
Terrie Davis	2008
Onika Anderson	2008
Monica Gibbs	2008
Monica Gibbs	2009
Jordan Stark	2009
Onika Anderson	2009
Ashleigh Franklin	2011
<i>Player of the Week</i>	
2002-03	Dewella Holliday (12/8)
2005-06	Katie Sandefur (1/23)

2006-07	Monica Gibbs (2/5)
	Vivian Ewalefo (2/26)
	Monica Gibbs (3/5)
2007-08	Whitney York (11/13)
	Whitney York (11/20)
	Jordan Stark (12/3)
	Onika Anderson (1/28)
2008-09	Monica Gibbs (12/8)
	Amber Gregg (1/12)
	Monica Gibbs (2/2)
	Onika Anderson (2/9)
	Monica Gibbs (2/23)
	Monica Gibbs (3/2)
	Monica Gibbs (3/8)
2009-10	Ashleigh Franklin (1/4)
2010-11	Amber Gregg (12/13)
<i>SLC All-Academic</i>	
Nicole Dunson (1st team)	2004-05
Nicole Dunson (1st team)	2005-06
Ryba Pawlaczyk (1st team)	2008-09
Whitney York (2nd team)	2009-10
Alysse Davis (2nd team)	2010-11
<i>All-Decade Team</i>	
<i>2000s</i>	
Onika Anderson	2007-09
Monica Gibbs*	2005-09
Nikki Hendrix	2001-04
Rae Rippetoe-Blair*	2000s

\*indicates Player/Coach of the Decade

### Western Athletic Conference Awards

<i>Third Team</i>	
Kamra King	2013

### Conference USA Awards

<i>First Team</i>	
Loryn Goodwin	2017
<i>Second Team</i>	
Tesha Smith	2017
<i>Newcomer of the Year</i>	
Loryn Goodwin	2017





---

*Player of the Week*

2016-17 Tesha Smith (1/23)  
Loryn Goodwin (1/30)

*Freshman of the Week*

2013-14 Tesha Smith (2/24)  
2016-17 Marie Benson (12/5)  
Marie Benson (3/6)

*Conference USA All-Academic Team*

Dempsey Thornton 2015-16

*Spirit of Service Award*

Miki Turner 2013-14  
Niaga Mitchell-Cole 2014-15  
Niaga Mitchell-Cole 2015-16

*All-Academic Team Award*

Loryn Goodwin 2016-17

*C-USA Sport Academic Team Award*

2015-16  
2016-17

**National Awards**

*ESPN The Magazine/CoSIDA*

*Academic All-District IV*

Nicole Dunson 2005-06  
Ryba Pawlaczyk 2008-09

*Arthur Ashe Jr. Sports Scholar Award*

Nicole Dunson 2006

*Texas Basketball Association of Coaches*

*Coach of the Year*

Rae Rippetoe-Blair 2008-09

*Player of the Year*

Monica Gibbs 2008-09

*Academic All-Americans*

Margaret Martinovich (2nd team) 1983-84  
Margaret Martinovich (1st team) 1984-85



## Year-by-Year Records

Year	Coach	Record	Conference Record	NCAA
1981-82	Ginny DeHaven	16-11	—	—
1982-83	Ginny DeHaven	17-10	—	—
1983-84	Ginny DeHaven	21-6	9-1 (OCAC)	—
1984-85	Bill MacLeay	18-10	9-1 (OCAC)	—
1985-86	Bill MacLeay	18-9	—	—
1986-87	Bill MacLeay	18-8	—	—
1987-88	Bill MacLeay	10-18	—	—
1988-89	Bill MacLeay	9-17	—	—
1989-90	Mary Ann McLaughlin	12-16	—	—
1990-91	Mary Ann McLaughlin	18-12	—	—
1991-92	Mary Ann McLaughlin	4-23	—	—
1992-93	Mary Ann McLaughlin	11-15	6-12 (t-7th/SLC)	—
1993-94	Mary Ann McLaughlin	5-21	2-16 (9th/SLC)	—
1994-95	Jeff Spivey	7-19	2-16 (9th/SLC)	—
1995-96	Jeff Spivey	8-18	4-14 (9th/SLC)	—
1996-97	Terry Gray	14-13	7-9 (6th/SLC)	—
1997-98	Terry Gray	18-10	9-7 (t-4th/SLC)	—
1998-99	Terry Gray	6-20	3-15 (t-10th/SLC)	—
1999-2000	Jeff Dow	7-20	3-15 (t-10th/SLC)	—
2000-01	Rae Rippetoe-Blair	16-13	13-7 (4th/SLC)	—
2001-02	Rae Rippetoe-Blair	16-12	15-5 (3rd/SLC)	—
2002-03	Rae Rippetoe-Blair	18-11	17-3 (1st/SLC)	—
2003-04	Rae Rippetoe-Blair	15-14	10-6 (4th/SLC)	—
2004-05	Rae Rippetoe-Blair	16-12	10-6 (5th/SLC)	—
2005-06	Rae Rippetoe-Blair	18-12	11-5 (3rd/SLC)	—
2006-07	Rae Rippetoe-Blair	14-16	9-7 (t-4th, West/SLC)	—
2007-08	Rae Rippetoe-Blair	23-10	12-4 (3rd, West/SLC)	0-1
2008-09	Rae Rippetoe-Blair	24-9	14-2 (t-1st, West/SLC)	0-1
2009-10	Rae Rippetoe-Blair	16-14	10-6 (3rd, West/SLC)	—
2010-11	Rae Rippetoe-Blair	16-15	11-5 (t-1st, West/SLC)	—
2011-12	Rae Rippetoe-Blair	8-21	4-12 (t-4th, West/SLC)	—
2012-13	Rae Rippetoe-Blair	16-14	10-8 (4th/WAC)	—
2013-14	Lubomyr Lichonczak	14-17	4-12 (15th/C-USA)	—
2014-15	Lubomyr Lichonczak	16-15	11-7 (t-4th/C-USA)	—
2015-16	Lubomyr Lichonczak	10-19	6-12 (11th/C-USA)	—
2016-17	Lubomyr Lichonczak	14-16	10-8(7th/C-USA)	—
36 seasons		507-516(.496)	231-221 (.511)	0-2 (.000)

### Coaching History

	Years	Record
Ginny DeHaven	1981-84	54-27 (.666)
Bill MacLeay	1984-89	73-62 (.541)
Mary Ann McLaughlin	1989-94	50-87 (.364)
Jeff Spivey	1994-96	15-37 (.288)
Terry Gray	1996-99	38-43 (.469)
Jeff Dow	1999-00	7-20 (.259)
Rae Rippetoe-Blair	2000-13	216-173 (.555)
Lubomyr Lichonczak	2013-17	54-67 (.446)

### Winningest Coaches

	Years	Record
Rae Rippetoe-Blair	2000-13	216-173 (.555)
Bill MacLeay	1984-89	73-62 (.541)
Ginny DeHaven	1981-84	54-27 (.666)
Lubomyr Lichonczak	2013-17	54-67 (.446)
Mary Ann McLaughlin	1989-94	50-87 (.364)
Terry Gray	1996-99	38-43 (.469)
Jeff Spivey	1994-96	15-37 (.288)
Jeff Dow	1999-2000	7-20 (.259)





## Year-by-Year Results



**Ginny DeHaven**  
**1981-84**  
**54-27 (.666)**  
**three seasons**

### 1981-82 (16-11)

N 23	@ Texas St.	W	89-69
N 25	Houston	L	44-59
N 27	A&M-Kingsville #	W	82-69
N 28	UTEP #	W	72-62
N 29	UT-Pan American #	W	71-40
D 1	Texas Lutheran	W	80-62
D 3	@ Texas A&M	W	67-57
D 5	@ Baylor	L	65-69
D 11	Baylor	L	69-70
J 4	UT Arlington	W	56-55
J 9	Lamar	W	53-51
J 11	Angelo St.	W	73-50
J 14	@ Lamar	L	59-71
J 19	@ Texas Lutheran	W	72-62
J 21	Texas A&M	L	51-60
J 23	Texas Woman's	W	71-51
J 25	A&M-Kingsville	W	68-48
J 29	W. Texas A&M ^	L	61-67
J 30	Southwestern ^	W	58-53
J 30	A&M-Kingsville ^	W	75-62
F 4	@ Texas Woman's	W	60-48
F 5	@ North Texas %	L	67-77
F 6	Texas Woman's %	W	56-40
F 8	@ UT Arlington	L	50-75
F 16	@ SMU	L	57-76
F 19	@ Texas A&M	L	48-53
F 22	@ Houston	L	58-75

# - A&M-Kingsville Tournament  
^ - Angelo St. Tournament  
% - North Texas Tournament

### 1982-83 (17-10)

N 22	@ Southwestern	W	67-56
N 24	Sam Houston	W	67-52
N 29	@ Texas A&M	L	64-84
D 2	Texas Lutheran	W	92-57
D 6	Southwestern	W	62-43
D 10	Texas St.	L	53-55
D 11	Hardin-Simmons	W	74-58
J 4	UT Arlington	W	56-30
J 6	@ Texas Southern	L	55-65
J 8	North Texas	W	78-60
J 10	Rice	W	68-53
J 12	@ Sam Houston	W	59-29
J 17	@ Huston-Tillotson	W	89-51
J 19	@ Texas Lutheran	W	70-54
J 25	Houston (OT)	L	80-90

J 27	@ Prairie View A&M	W	72-26
J 29	Huston-Tillotson	W	92-56
F 2	SMU (OT)	W	67-66
F 5	@ Lamar	L	56-66
F 8	Texas	L	54-74
F 10	Prairie View A&M	W	96-29
F 14	@ Hardin-Simmons	W	81-66
F 15	@ Texas Tech	L	76-86
F 19	Texas Southern	L	73-80
F 22	@ Rice	W	75-65
F 23	@ Houston	L	67-75
F 26	Lamar	L	65-66

### 1983-84 (21-6, 7-1 OCAC)

N 22	@ Sam Houston	W	79-55
N 28	Southwestern	W	100-46
D 1	@ Texas St.	W	69-66
D 3	Texas Tech	L	64-72
D 5	Houston	L	66-68
D 7	@ Texas	L	45-90
D 12	@ Baylor	W	67-66
D 31	Missouri St.	W	82-79
J 3	Texas St.	W	99-73
J 5	Texas A&M	L	66-70
J 9	@ St. Mary's	W	75-58
J 17	@ Rice	W	76-55
J 18	@ Houston	L	73-80
J 21	@ Oral Roberts *	W	77-72
J 23	@ Okla. City *	W	85-78
J 27	Sam Houston	W	88-47
F 2	@ Southwestern	W	71-66
F 4	W. Texas A&M *	W	72-69
F 6	@ Hardin-Simmons *W	88-71	
F 11	UTEP *	W	92-79
F 14	St Mary's	W	79-49
F 18	@ W. Texas A&M *	L	54-69
F 20	Hardin-Simmons	W	90-41
F 25	Oral Roberts *	W	75-64
F 27	Okla. City *	W	113-91
F 29	Rice	W	73-72
M 3	@ UTEP *	W	72-68

\* Oil Country Athletic Conference game



**Bill MacLeay**  
**1984-89**  
**75-60 (.555)**  
**five seasons**

### 1984-85 (18-10, 9-1 OCAC)

N 22	Missouri ^	L	70-86
N 23	Minnesota ^	L	57-60
N 24	Mississippi St. ^	W	56-54
N 29	Texas St.	W	66-59
D 1	Texas Southern	W	84-57

D 3	@ Rice	W	77-67
D 4	@ Houston	L	59-80
D 8	Southwestern	W	84-54
D 14	Idaho #	L	67-68
D 15	La Tech #	L	39-80
D 31	Minnesota \$	L	72-86
J 4	UL-Monroe %	L	56-77
J 5	Hardin-Simmons %	W	83-64
J 8	@ Texas A&M	W	61-51
J 15	St. Mary's	W	72-64
J 19	Oral Roberts *	W	80-56
J 21	Okla. City *	W	76-67
J 24	@ Texas St.	L(OT)	69-71
F 2	@ W. Texas A&M *	L	67-83
F 4	@ Hardin-Simmons *W	88-68	
F 9	@ UTEP *	W	79-69
F 12	@ St. Mary's	W	68-47
F 16	W. Texas A&M*	W	73-54
F 18	Hardin-Simmons *	W	78-61
F 23	@ Oral Roberts *	W	68-57
F 25	@ Okla. City *	W	66-65
M 2	UTEP *	W	78-52
M 9	W. Texas A&M **	L	64-79

^ - Queen's Classic (Plainview)

# - Hilton Inn Classic (Dallas)

\$ - Kangaroo Classic (San Diego, Calif.)

\* - Oil Country Athletic Conference game

\*\* - OCAC Championship (Abilene)

### 1985-86 (18-9)

N 26	@ Texas Southern	W	69-68
N 30	Texas St.	W	72-58
D 3	Rice	W	81-67
D 5	(25) Houston	L	52-63
D 9	Baylor	W	62-58
D 16	@ A&M-Kingsville	W	71-38
D 18	Creighton	W	71-69
J 4	Texas Southern	W	68-54
J 6	Texas A&M	W	57-54
J 10	UT-Pan American ^	W	75-36
J 11	Sam Houston	W	58-57
J 13	St. Mary's	W	74-55
J 18	Oral Roberts	L	54-60
J 22	@ Prairie View A&M	L	54-71
J 25	Southwestern	W	86-53
J 28	UT-Pan American	W	69-58
F 1	@ W. Texas A&M	L	43-85
F 3	@ Hardin-Simmons	W	61-58
F 6	@ St. Mary's	W	73-67
F 8	@ UTEP	W	65-58
F 11	@ Texas St.	L	66-69
F 13	Prairie View A&M	L	61-64
F 15	W. Texas A&M	L	56-59
F 17	Hardin-Simmons	W	83-67
F 22	@ Oral Roberts	L	61-97
F 25	@ UT-Pan American	L	48-64



M 1 UTEP W 99-65  
 ^ at Huntsville

**1986-87 (18-8)**

N 28 Oklahoma ^ L 62-67  
 N 29 Nevada ^ W 78-67  
 D 3 @Houston L 74-75  
 D 5 Alabama # L 72-77  
 D 6 Baylor # W 75-67  
 D 8 Texas St. W 77-66  
 D 10 @ SMU L 61-66  
 D 13 @ (22) Texas Tech L 62-75  
 D 16 St. Mary's W 83-72  
 D 20 SFA W 76-67  
 J 8 UT Arlington W 67-43  
 J 10 Sam Houston W 66-38  
 J 12 A&M-Commerce W 93-48  
 J 15 North Texas W 82-62  
 J 17 A&M-Kingsville W 79-43  
 J 21 @ UT-Pan American W 66-41  
 J 26 St. Mary's W 75-52  
 J 31 @ Tulane W 69-66  
 F 2 @ New Orleans L 63-77  
 F 5 UTEP W 72-53  
 F 7 @ Sam Houston L 58-59  
 F 10 @ Creighton L 65-73  
 F 16 @ Texas St. W 81-75  
 F 21 UT-Pan American W 72-36  
 F 25 @ Baylor W 63-57  
 F 28 @ UTEP W 58-52

^ - L'eggs Tournament (Las Cruces, N.M.)  
 # - Ladyjack Dial Classic (Nacogdoches)

**1987-88 (12-16)**

N 28 @ Oklahoma St. ^ L 46-91  
 N 29 Prairie View A&M ^ W 85-52  
 D 1 Houston L 65-69  
 D 4 Texas A&M # L 58-69  
 D 5 UL-Lafayette # W 72-66  
 D 8 Texas Tech L 50-67  
 D 12 @ Arkansas L 73-84  
 D 15 Baylor W 50-46  
 D 19 St. Mary's W 79-61  
 D 31 Pepperdine W 57-51  
 J 7 @ A&M-Commerce W 64-50  
 J 9 @ (25) SFA L 58-81  
 J 11 @ North Texas L 59-74  
 J 14 UALR W 76-71  
 J 16 New Orleans L 55-83  
 J 20 Colorado St. % W 64-55  
 J 24 @ UW-Green Bay W 62-57  
 J 25 @ Creighton L 62-82  
 F 1 @ Texas St. L 62-84  
 F 3 @ SMU L 58-81  
 F 6 UTEP W 76-55  
 F 9 @ UALR L 69-75  
 F 10 @ UMKC L 62-79

F 15 @ UT Arlington L 67-75  
 F 21 @ UTEP W 59-58  
 F 23 @ New Mexico St. L 65-91  
 F 27 Oral Roberts L 78-92  
 M 1 Texas St. W 81-67

^ - OSU Cowgirl Classic (Stillwater, Okla.)  
 # - Converse-Hampton Inn Lady Aggie Classic (College Station, Texas)  
 % - Played at HemisFair Arena

**1988-89 (9-17)**

N 25 Lamar ^ L 76-78  
 N 26 Prairie View A&M ^ W 62-44  
 D 2 South Alabama # L 55-77  
 D 3 Arkansas # L 57-75  
 D 5 Texas St. L 64-78  
 D 9 Iona % W 88-58  
 D 10 @ Missouri % L 68-89  
 D 17 @ Texas Tech L 53-92  
 D 19 (19) SFA L 59-66  
 J 2 Houston L 63-71  
 J 6 @ UTEP L 63-76  
 J 9 Arkansas L 77-97  
 J 12 @ Wyoming L 67-70  
 J 14 @ Colorado St. L 57-71  
 J 19 New Mexico St. W 58-57  
 J 21 Southeastern La. L 59-70  
 J 24 St. Mary's W 100-62  
 J 28 @ Oral Roberts L 71-92  
 J 30 @ North Texas L 59-80  
 F 2 Nicholls W 59-54  
 F 4 UMKC L 57-61  
 F 8 UTEP W 64-60  
 F 18 @ Southeastern La. L 63-71  
 F 20 @ Nicholls W 72-64  
 F 27 @ Texas St. W 79-78  
 M 2 Creighton W 82-80

^ - Sam Houston Tourney (Huntsville)  
 # - SFA Dial Classic (Nacogdoches)  
 % - Mid-America Classic (Columbia, Mo.)



**Mary Ann McLaughlin**  
**1989-94**  
**50-87 (.364)**  
**five seasons**

**1989-90 (12-16)**

N 25 Schreiner W 83-60  
 N 27 @ Lamar L 68-90  
 D 2 Angelo St. W 77-74  
 D 3 @ Baylor W 75-66  
 D 11 Texas Lutheran W 88-54  
 D 16 Lamar L 63-79  
 D 18 @ Houston L 66-115  
 D 20 Texas Tech L 65-82

D 29 @ Pepperdine^ L 61-82  
 D 30 San Diego St.^ W 67-65  
 J 3 @ Texas St. L 61-75  
 J 8 @ UTEP L 59-65  
 J 10 @ New Mexico St. L 55-89  
 J 13 Wyoming L 59-68  
 J 17 Prairie View A&M W 75-59  
 J 20 Nicholls W 82-51  
 J 22 St. Mary's % W 68-62  
 J 29 UMKC L 54-57  
 F 1 Texas St. L 64-66  
 F 3 @ Southeastern La. L 75-84  
 F 5 @ Nicholls L 52-70  
 F 8 @ Prairie View A&M L 64-71  
 F 12 @ UMKC L 48-69  
 F 17 UTEP L 64-69  
 F 22 Southeastern La. W 86-84  
 F 24 UT-Pan American W 86-70  
 F 28 @UT-Pan American W 80-58  
 M 3 North Texas W 82-81

^ - Pepperdine Tournament (Malibu, Calif.)  
 % - Played at HemisFair Arena

**1990-91 (18-12)**

N 24 Schreiner W 113-89  
 N 27 @ Houston L 55-111  
 N 30 Wayland Baptist L 64-73  
 D 4 @ UTEP L 76-78  
 D 7 Duke^ L 68-71  
 D 8 Baylor^ L 76-91  
 D 17 @ Baylor L 80-87  
 D 19 @ Texas A&M L 69-84  
 D 31 New Mexico St. W 98-84  
 J 3 UT Arlington W 83-69  
 J 5 Prairie View A&M W 86-46  
 J 8 @ North Texas W 84-75  
 J 10 Lamar L 71-96  
 J 12 Nicholls W 83-73  
 J 14 @ Sam Houston W 76-63  
 J 21 @ Oklahoma L 86-93  
 J 26 Texas Southern W 80-68  
 J 29 Sam Houston W 96-78  
 J 30 @ UT-Pan American W 88-72  
 F 4 @ UT Arlington W 69-63  
 F 7 @ Texas Southern W 72-52  
 F 9 SMU W 93-77  
 F 12 UTEP W 86-61  
 F 16 @ Tulane (OT) W 98-93  
 F 18 @ Nicholls W 69-58  
 F 22 No. Illinois# L 73-103  
 F 23 @ Alaska Anchorage#L 89-97  
 F 24 No. Arizona# W 79-75  
 F 28 UT-Pan American W 70-51  
 M 2 Texas St. L 58-73

^ - SWT Jowers Jamboree (San Marcos)  
 # - Great Alaska Shootout (Anchorage, Alaska)





### 1991-92 (4-23)

N 22	Baylor	L	68-85
N 25	@ Oklahoma	L	70-102
N 30	@ UT-Pan American	L	57-80
D 6	SMU	L	56-59
D 11	Texas A&M	W	75-59
D 16	UT-Pan American	L	57-61
D 20	Pacific ^	L	57-75
D 21	Dartmouth ^	L	60-68
J 2	@ UT Arlington	L	71-76
J 4	@ North Texas	L	67-75
J 9	McNeese St.	L	66-76
J 11	Nicholls	W	72-63
J 16	@ UL-Monroe	L	81-94
J 18	@ Northwestern St.	L	69-81
J 23	Schreiner	W	84-63
J 25	@ Texas St.	L	54-56
J 30	SFA	L	50-77
F 1	Sam Houston	L	52-55
F 6	@ Nicholls	L	62-67
F 8	@ McNeese St.	L	66-93
F 10	UT Arlington	L	59-65
F 13	Northwestern St.	L	60-64
F 15	UL-Monroe	L	75-81
F 22	Texas St.	L	45-61
F 27	@ Sam Houston	L	45-58
F 29	@ SFA	L	54-78
M 2	North Texas	W	65-62

^ - Santa Clara Classic (Santa Clara, Calif.)

### 1992-93 (11-15, 6-12 SLC)

D 1	@ UT-Pan American	W	54-51
D 5	A&M-Kingsville	W	73-46
D 9	UT-Pan American	W	50-47
D 12	@ Texas Southern	L	62-78
D 15	Texas Southern	W	76-63
D 17	@ UTEP	L	47-75
J 2	@ McNeese St. *	L	61-72
J 4	@ Nicholls *	L	60-78
J 7	SFA *	L	63-96
J 9	Sam Houston*	W	66-64
J 11	UTEP	L	32-54
J 16	Texas St. *	L	48-78
J 21	@Northwestern St. *	L	52-80
J 23	@UL-Monroe *	L	58-65
J 28	UT Arlington *	W	70-63
J 30	North Texas *	W	65-64
F 2	Schreiner	W	60-49
F 4	@Sam Houston*	W	70-54
F 6	@ SFA *	L	60-76
F 8	McNeese St. *	W	63-59
F 13	@ Texas St. *	L	43-96
F 18	UL-Monroe *	L	50-74
F 20	Northwestern St. *	L	65-93
F 25	@ North Texas *	L	63-66
F 27	@ UT Arlington *	L	44-53
M 1	Nicholls *	W	58-42

\* - Southland Conference

### 1993-94 (5-21, 2-16 SLC)

N 27	Angelo St.	L	60-66
D 3	Kent St. ^	L	69-98
D 4	Eastern Illinois ^	L	51-59
D 7	Prairie View A&M	W	105-38
D 11	A&M-Kingsville	L	44-63
D 15	Tarleton St.	W	65-51
D 28	@ Northwestern St. * L(OT)		75-80
D 30	@ UL-Monroe *	L	47-84
J 5	@ No. Arizona	L	47-70
J 8	Texas St. *	L	48-72
J 14	SFA *	L	57-72
J 16	Sam Houston*	L	61-66
J 20	@ McNeese St. *	L	55-57
J 22	@ Nicholls *	W	64-48
J 27	UT Arlington *	L	52-70
J 29	North Texas *	L	65-74
F 3	Schreiner	W	74-49
F 5	@ Texas St. *	L	43-78
F 10	@Sam Houston*	L	63-78
F 12	@ SFA *	L	49-77
F 17	Nicholls *	W	92-52
F 19	McNeese St. *	L	68-72
F 24	@ North Texas *	L	53-66
F 26	@ UT Arlington *	L	69-76
F 28	Northwestern St. *	L	56-71
M 2	UL-Monroe *	L	67-78

^ - Rice Classic (Houston)

\* - Southland Conference



**Jeff Spivey**  
1994-96  
15-37 (.288)  
two seasons

### 1994-95 (7-19, 2-16 SLC)

N 26	Midwestern St.	L	54-76
N 30	@UT-Pan American	W	67-60
D 3	A&M-Kingsville	W	60-53
D 6	Schreiner	W	85-72
D 10	Baylor	L	55-71
D 17	Tarleton St. ^	W	59-56
D 22	@ Oral Roberts	L	52-62
J 2	Texas Southern	W	62-52
J 5	@ McNeese St. *	L	47-83
J 7	@ Nicholls *	L	66-72
J 12	Sam Houston*	L	72-88
J 14	SFA *	L	42-80
J 17	North Texas *	L	79-82
J 21	Texas St. *	L	51-68
J 26	@ Northwestern St. * L		67-87
J 28	@ UL-Monroe *	L	65-83
F 2	Nicholls *	W	79-63

F 4	McNeese St. *	L	63-75
F 9	@ SFA *	L	50-89
F 11	@ Sam Houston*	L	50-73
F 13	UT Arlington *	W	64-62
F 16	@ Texas St. *	L	44-72
F 23	UL-Monroe *	L	61-77
F 25	Northwestern St. *	L	57-76
M 2	@ UT Arlington *	L	61-86
M 4	@ North Texas *	L	58-76

^ - Game played at Trinity University

\* - Southland Conference

### 1995-96 (8-18, 4-14 SLC)

N 25	A&M-Kingsville	W	59-56
N 28	Prairie View A&M	W	66-34
D 1	Iowa St. ^	L	54-82
D 2	Air Force ^	L	69-71
D 5	@ TCU	L	58-78
D 9	UT-Pan American	L	70-72
D 20	Texas Southern	W	65-60
D 30	UL-Lafayette	W	67-53
J 4	@ SFA *	L	58-89
J 6	@ Sam Houston*	L	49-79
J 11	McNeese St. *	L	55-57
J 13	Nicholls *	W	71-62
J 18	@ Northwestern St. * L		73-81
J 20	@UL-Monroe *	L	65-82
J 22	North Texas *	L	77-84
J 27	Texas St.*	L	57-78
F 3	SFA *	L	63-102
F 8	@ Nicholls *	W	71-66
F 10	@ McNeese St. *	W	78-66
F 12	Sam Houston*	L	65-90
F 15	UL-Monroe *	W	72-68
F 27	Northwestern St. *	L	74-93
F 19	UT Arlington *	L	54-66
F 24	@ Texas St.	L	52-67
F 29	@ UT Arlington *	L	56-70
M 2	@ North Texas *	L	67-87

^ - New Mexico Tournament (Albuquerque)

\* - Southland Conference



**Terry Gray**  
1996-99  
38-43 (.469)  
three seasons

### 1996-97 (14-13, 7-10 SLC)

N 22	Schreiner	W	82-43
N 23	UT-Pan American	W	53-39
N 26	@ UL-Lafayette	W	63-38
D 3	Prairie View A&M	W	67-31
D 5	Texas Southern	W	91-30
D 7	Howard Payne	W	87-69
D 16	@ Baylor	L	50-77



D 19	@ Air Force	L(OT)	47-51
D 30	Tulsa	L	68-81
J 2	Nicholls *	W	52-43
J 4	McNeese St. *	L	60-62
J 9	@ Northwestern St. *	W	66-64
J 11	@ UL-Monroe *	W	60-51
J 16	Sam Houston*	L	47-51
J 18	SFA *	L	63-88
J 21	@ UT Arlington *	L	43-59
J 25	Texas St. *	L	55-64
J 27	@ UT-Pan American	W	62-44
J 30	UL-Monroe *	W	64-57
F 1	Northwestern St. *	W	74-64
F 6	@ McNeese St. *	L	45-61
F 8	@ Nicholls *	L	43-52
F 15	@ Texas St. *	L	50-57
F 17	@ SFA *	L	63-64
F 22	UT Arlington *	W	51-43
F 25	@Sam Houston*	W	66-57
M 5	UT Arlington**	L	41-70

\* - Southland Conference  
\*\* - Southland Tournament

### 1997-98 (18-10, 9-7 SLC)

N 15	UT-Pan American	W	69-46
N 22	(19) Texas Tech ^	L	44-57
N 23	Oklahoma ^	L	53-66
N 28	Hardin-Simmons	W	85-56
D 2	@ UT-Pan American	W	72-40
D 4	Schreiner	W	75-46
D 6	Louisiana-Lafayette	W	50-45
D 16	Texas Southern	W	80-37
D 19	Air Force #	W	70-47
D 20	UC Irvine #	W	54-48
J 3	@ Northwestern St. *W		88-76
J 5	@ UL-Monroe * L(OT)		70-80
J 8	SFA *	L	71-84
J 10	UT Arlington *	L	51-58
J 17	@ Nicholls *	L	36-44
J 19	@ McNeese St. *	L	44-49
J 24	Sam Houston*	W	67-40
J 29	@ Texas St. *	W	64-48
F 2	@ Sam Houston*	W	67-40
F 5	Southeastern La. *	W	75-52
F 7	McNeese St. *	W	68-55
F 12	@ SFA *	L	69-83
F 14	@ UT Arlington *	W	74-63
F 19	Northwestern St. *	L	51-54
F 21	UL-Monroe *	W	72-70
F 26	Texas St. *	W	71-58
M 4	Sam Houston**	W(OT)	73-72
M 5	SFA**	L	81-88

^ - UTSA Classic  
# - UTSA Holiday Tournament  
\* - Southland Conference  
\*\* - Southland Tournament

### 1998-99 (6-20, 3-15 SLC)

N 14	UT-Pan American	L	71-77
N 18	UNLV	L	60-65
N 21	@ Tulsa	W	69-63
N 23	@ Oklahoma	L	40-80
D 2	@ (12) Texas Tech	L	39-96
D 18	Denver	W	58-52
D 19	Belmont	W	73-60
D 28	Fordham	L	48-49
D 30	UL-Monroe *	L	41-63
J 2	@ Lamar *	W	65-54
J 4	@ McNeese St. *	L	45-47
J 7	UT Arlington *	L	47-61
J 9	SFA *	L	54-68
J 14	@ Nicholls *	L	56-70
J 16	@ Southeastern La. *L		58-55
J 23	@ Texas St.*	L	49-59
J 28	McNeese St. *	L	67-75
J 30	Northwestern St. *	L	51-65
F 4	@ UL-Monroe *	L	64-80
F 6	@ Northwestern St. *L		65-86
F 11	Southeastern La. * W		60-52
F 13	Nicholls *	L	54-67
F 18	@ Sam Houston*	L	58-70
F 20	Lamar*	L	65-70
F 25	@ UT Arlington *	L	52-53
F 28	Texas St. *	W	73-64

\* - Southland Conference



**Jeff Dow**  
**1999-2000**  
**7-20 (.259)**  
**one season**

### 1999-2000 (7-20, 3-15 SLC)

N 19	Texas Southern	W	68-62
N 20	Harvard	L(OT)	67-69
N 24	UT-Pan American	L	61-68
N 26	@ UC Irvine	L	44-92
N 30	Houston Baptist	W	66-56
D 3	@ Texas A&M	L	48-78
D 7	@ UT-Pan American	W	58-48
D 11	Schreiner	W	76-50
D 19	Arizona St.	L	35-70
D 28	@ Sam Houston* L(OT)		67-69
D 30	@ UT Arlington *	L	47-54
J 6	Southeastern La. *	W	83-60
J 8	@ SFA*	L	54-89
J 13	McNeese St. *	L	53-70
J 15	Lamar *	W	51-49
J 20	@ Northwestern St. *L		46-62
J 22	@ UL-Monroe *	L	49-61
J 27	SFA *	L	47-82
J 29	Texas St. *	W	66-65
F 3	UT Arlington *	L	42-60

F 5	Sam Houston*	L	55-62
F 10	@ Nicholls *	L	57-77
F 12	@ Southeastern La. *L		47-61
F 17	UL-Monroe *	L	56-70
F 19	Northwestern St. *	L	61-64
F 26	@ McNeese St. *	L	79-82
M 4	@ Texas St. *	L	61-84

\* - Southland Conference



**Rae Rippetoe-Blair**  
**2000-2013**  
**216-173 (.555)**  
**13 seasons**

### 2000-01 (16-13, 13-7 SLC)

N 18	@ Arizona St.	L	40-57
N 20	@ UNLV	L	41-57
N 24	UTEP ^	W	58-54
N 25	Idaho St. ^	W	61-60
N 29	Houston	L	57-71
D 1	@ Texas A&M	L	54-67
D 7	UT Arlington *	W	66-49
D 9	SFA *	L	53-67
D 19	@ Texas Southern	L	39-47
D 28	@ McNeese St.* W		69-61
J 4	@ Southeastern La. *W		56-41
J 6	@ Nicholls *	W	57-45
J 11	Lamar *	L	42-57
J 13	Sam Houston*	W	72-47
J 18	@ UL-Monroe *	L	52-57
J 20	@ Northwestern St. *L		43-45
J 27	Texas St. *	W	69-51
F 3	McNeese St. *	W	86-62
F 8	@ SFA *	L	49-58
F 10	@ UT Arlington *	W	64-42
F 15	Northwestern St. *	L	61-63
F 17	UL-Monroe *	W	65-42
F 19	@ Texas St. *	W	73-50
F 22	@ Sam Houston*	W	68-50
F 24	@ Lamar *	W	71-54
M 1	Nicholls *	L	63-69
M 3	Southeastern La.*	W	90-53
M 6	Lamar %	W	80-59
M 8	SFA %	L	32-49

^ - UTSA Classic  
\* - Southland Conference  
% - CenturyTel Southland Tournament

### 2001-02 (16-12, 15-5 SLC)

N 18	@ Houston	L	45-62
N 23	North Texas^	L	57-64
N 24	Butler^	W	67-48
D 2	@ Wichita St.	L	46-69
D 5	Sam Houston*	W	58-45
D 8	New Mexico	L	38-55





D 20	@ UT Arlington*	W	43-41
D 22	@ SFA*	L	44-58
D 28	San Diego &	L	42-91
D 30	(19) Auburn &	L	50-73
J 3	Lamar*	W	59-43
J 5	Nicholls*	W	53-40
J 7	Southeastern La.*	W	60-46
J 14	McNeese St. *	W	69-56
J 19	@ Northwestern St.*	L	44-56
J 21	@ UL-Monroe*	W	46-39
J 26	SFA *	L	47-62
J 28	UT Arlington*	W	51-48
F 2	@ Sam Houston*	W	42-40
F 4	@ Lamar *	L	39-52
F 9	Northwestern St. *	L	51-57
F 11	UL-Monroe *	W	63-37
F 14	@ McNeese St. *	W	54-51
F 18	Texas St.*	W	56-46
F 21	@ Southeastern La.*	W	64-57
F 23	@ Nicholls*	W	48-34
M 2	@ Texas St.*	W	56-41
M 5	Southeastern La.\$	L	63-66

^ - UTSA Classic  
 \$ - Southland Tournament  
 & Surf N' Slam Tournament (San Diego, Calif.)  
 \* - Southland Conference

**2002-03 (18-11, 17-3 SLC)**

N 22	@ North Texas	L	66-82
N 25	A&M-Corpus Christi	L	59-67
N 29	Alabama^	L	55-61
N 30	Wichita St.^	L	54-63
D 8	@ New Mexico	L	49-66
D 15	Oral Roberts&	L	43-47
D 16	Oklahoma St.&	L	47-53
D 30	@ UT Arlington*	L	47-56
J 2	@ Northwestern St.*	W	69-60
J 4	@ UL-Monroe*	L	53-62
J 9	Lamar*	W	57-42
J 11	Sam Houston*	W	65-53
J 18	McNeese St.*	W	65-54
J 22	SFA*	W	64-50
J 25	@ Texas St.*	W	67-56
J 30	@ Southeastern La.*	W	63-46
F 1	@ Nicholls*	W	68-50
F 6	Northwestern St.*	W	68-54
F 8	UL-Monroe*	W	69-59
F 13	@ Lamar*	W	56-50
F 15	@ Sam Houston*	W	59-48
F 20	@ McNeese St.*	W	45-41
F 22	Texas St.*	W	63-56
F 27	@ SFA*	L	42-54
M 1	UT Arlington*	W	55-39
M 5	Southeastern La.*	W	49-38
M 7	Nicholls*	W	73-39
M 13	UL-Monroe\$	W	60-56
M 15	Texas St.\$	L	56-68

^ - Hampton Inn Six Flags UTSA Classic  
 \* - Southland Conference  
 & - Fun in the Sun Shootout (Cancun, Mexico)  
 \$ - Southland Tournament

**2003-04 (15-14, 10-6 SLC)**

N 14	@ Texas Tech^	L	48-76
N 21	@A&M-Corpus Christi	L	48-57
N 23	@ Texas Southern	W	57-55
N 28	UTEP \$	W	52-49
N 29	Denver \$	L	55-58
D 5	@ Alabama	L	63-76
D 16	@ Southern Utah	L	73-82
D 19	@ UNLV	L	44-76
D 30	Alcorn St. #	W	74-50
D 31	(11) Kansas St. #	L	45-75
J 4	Santa Clara	W	59-47
J 10	@ UT Arlington*	L	47-55
J 15	@ Southeastern La.*	W	52-51
J 17	@ Nicholls*	W	56-42
J 21	Texas St.*	L	43-44
J 24	Northwestern St.*	L	64-71
J 29	@ Lamar*	W	61-46
J 31	Nicholls*	W	79-60
F 5	@ SFA*	L	59-64
F 7	McNeese St.*	W(OT)	64-56
F 12	UL-Monroe*	L	62-69
F 14	@ Sam Houston*	W	54-38
F 18	UT Arlington*	W	55-43
F 25	@ Texas St.*	W	71-46
F 28	@ Northwestern St.*	L	56-62
M 4	Lamar*	W	67-44
M 5	Southeastern La.*	W	60-41
M 9	McNeese St.!	W	61-42
M 11	@ Northwestern St.!	L	71-82

^ - Preseason WNIT  
 \$ - UTSA Thanksgiving Classic  
 # - Wells Fargo/UTSA New Year's Classic  
 \* - Southland Conference  
 ! - Southland Tournament

**2004-05 (16-12, 10-6 SLC)**

N 19	A&M-Corpus Christi	L	44-66
N 22	@Tulsa	L	62-80
N 26	Prairie View A&M#	W	88-44
N 27	Seton Hall#	L	59-60
N 30	@Texas A&M	L	48-74
D 4	@UTEP	W	54-50
D 12	Texas Southern	W	41-33
D 18	SMU%	L	46-66
D 19	UT-Martin%	W	75-59
D 30	Samford\$	W	52-48
D 31	Quinnipiac\$	W	73-55
J 6	@UL-Monroe*	L	72-75
J 8	@Northwestern St.*	L	49-54
J 14	Nicholls*	W	58-53
J 20	@McNeese St.*	W	67-49

J 22	Northwestern St.*	L	68-82
J 29	Southeastern La.*	W	75-64
F 3	Sam Houston*	W(OT)	73-65
F 5	@Lamar*	W	69-59
F 10	@UT Arlington*	L	43-57
F 12	Texas St.*	W	71-69
F 17	@Southeastern La.*	W	60-40
F 19	@Nicholls*	L	54-58
F 23	Lamar*	W	82-55
F 26	UT Arlington*	W	48-46
M 1	SFA*	W	56-44
M 3	@Texas St.*	L(OT)	58-61
M 7	@Northwestern St.^	L	48-51

# - Hampton Inn/UTSA Thanksgiving Classic  
 % - Denver Pioneer Classic (Denver, Colo.)  
 \$ - Wells Fargo/UTSA New Year's Classic  
 \* - Southland Conference  
 ^ - Southland Tournament

**2005-06 (18-12, 11-5 SLC)**

N 18	vs. West Virginia #	W	57-54
N 19	vs. Florida A&M #	W	71-61
N 22	Tulsa	L	41-63
N 25	UALR !	W	52-44
N 26	New Mexico St. !	W	61-38
N 29	A&M-Corpus Christi	L	44-56
D 2	vs. La Tech ^	L	67-75
D 3	vs. Davidson ^	W	75-69
D 19	@ (10) Arizona St.	L	64-78
D 30	Buffalo \$	L	62-73
D 31	Colorado St. \$	L	59-63
J 5	Southeastern La. *	W	75-56
J 7	McNeese St. *	W	70-58
J 14	@ UL-Monroe *	L	61-62
J 19	@ Sam Houston* W (OT)		75-71
J 21	SFA *	W	66-48
J 26	Northwestern St. *	W	73-65
J 28	UL-Monroe *	W	71-70
F 2	@ Nicholls *	W	67-57
F 4	@ Southeastern La. *L		63-66
F 9	@ McNeese St. *	L	57-62
F 11	@ Lamar *	W	53-50
F 16	UT Arlington * W (OT)		68-67
F 18	Texas St. * L (OT)		71-73
F 23	@ SFA *	L	68-77
F 25	Sam Houston*	W	72-52
M 3	@ Northwestern St. *W		69-58
M 6	Southeastern La. % W		61-46
M 8	@ UT Arlington % W (OT)		76-75
M 11	@ SFA % L		48-56

# - Golden Knight Classic (Orlando, Fla.)  
 ! - UTSA Thanksgiving Classic  
 ^ - Rice Invitational (Houston)  
 \$ - Wells Fargo/UTSA New Year's Classic  
 \* - Southland Conference  
 % - Southland Tournament



### 2006-07 (14-16, 9-7 SLC)

N 10	@ Texas Tech	L	58-66
N 12	@ SMU	L	49-78
N 17	@ UTEP	L	47-80
N 19	@ New Mexico St.	L	63-69
N 24	E. Washington !	W	77-67
N 25	Tulsa !	L	57-61
D 2	@ UALR	L	48-65
D 8	Cal St. Bakersfield	L	66-77
D 20	vs. (13) Purdue &	L	50-75
D 21	@ UNLV &	W	70-62
D 29	Memphis %	W	85-73
D 30	Kent St. %	W	69-62
J 6	@ Lamar *	L	46-60
J 11	Central Ark. *	W	66-59
J 13	Northwestern St. *	W	55-38
J 20	Texas St.*	L	64-76
J 23	@ UT Arlington *	L	38-67
J 27	@ A&M-Corpus Christi *	L	69-71
F 1	Sam Houston *	W	75-60
F 3	@ SFA *	W	61-55
F 8	@ Southeastern La. *L (OT)		64-73
F 10	@ Nicholls *	W	66-60
F 15	UT Arlington *	L	52-68
F 17	@ Texas St. *	L	60-63
F 22	McNeese St. *	W	87-46
F 24	A&M-Corpus Christi*	W	61-43
M 1	@ Sam Houston *	W	65-48
M 3	SFA *	W	59-44
M 7	vs. Southeastern La. ^W		62-57
M 9	vs. UT Arlington ^	L	52-70

! - UTSA Thanksgiving Classic  
 & - Duel in the Desert (Las Vegas, Nev.)  
 % - Wells Fargo New's Year Classic  
 \* - Southland Conference  
 ^ - Southland Tournament game (Katy)

### 2007-08 (23-10, 12-4 SLC)

N 9	Huston-Tillotson	W	89-50
N 11	Belmont	W	77-65
N 18	Wichita St.	W	68-60
N 23	New Orleans !	W	60-46
N 24	Georgia Southern !	W	72-52
N 29	@ Missouri St.	W	63-59
D 1	@ Tulsa	L	56-78
D 14	@ FIU	L	57-68
D 20	vs. Virginia Tech &	L	59-84
D 21	@ Tulane &	L	42-76
D 29	Miami (Ohio) %	W (2OT)	90-89
D 30	Weber St. %	W	73-45
J 2	SMU	L	72-74
J 12	Lamar *	L	74-75
J 17	@ Central Ark. *	W	76-49
J 19	Northwestern St. *	W	68-62
J 24	UT Arlington*	W	76-53
J 26	@ Texas St. *	W	81-68
F 2	A&M-Corpus Christi *W		65-56

F 7	@ Sam Houston *	W	72-48
F 9	SFA *	W	75-62
F 14	@ Southeastern La. *W		71-59
F 16	Nicholls *	W	82-41
F 21	@ UT Arlington *	W	63-46
F 23	Texas St. *	L	79-85
F 28	@ McNeese St. *	L	49-52
M 1	@ A&M-Corpus Christi*	W	60-47
M 6	Sam Houston *	W	76-51
M 8	@ SFA *	L	54-57
M 12	vs. Northwestern St. ^W		80-56
M 14	vs. UT Arlington ^	W	77-67
M 15	vs. Lamar ^	W	65-56
M 22	vs. (8) Texas A&M #	L	52-91

! - UTSA Thanksgiving Classic  
 & - DoubleTree Tulane Classic (New Orleans)  
 % - Wells Fargo New's Year Classic  
 \* - Southland Conference  
 ^ - Southland Tournament (Katy)  
 # - NCAA Tournament (Baton Rouge, La.)

### 2008-09 (24-9, 14-2 SLC)

N 14	A&M International	W	85-53
N 16	@ (24) TCU	L	60-73
N 21	@ Wichita St.	L	51-54
N 23	@ Kansas St.	L	51-80
N 28	North Texas ^	L	61-65
N 29	Arkansas St. ^	L	59-73
D 6	Huston-Tillotson	W	93-55
D 19	vs. Oakland #	L	57-70
D 20	vs. Oral Roberts #	W	74-62
D 29	Colorado St. %	W	67-58
D 30	High Point %	W	65-59
J 3	Rice	W	81-50
J 5	Tulsa	W	63-54
J 10	@ McNeese St. *	W	61-50
J 14	Nicholls*	W	86-33
J 17	@ UT Arlington*	L	59-76
J 24	A&M-Corpus Christi *W		69-63
J 28	@ Texas St.*	W	56-52
J 31	Lamar*	W	69-68
F 4	@ Sam Houston*	W	67-62
F 7	Southeastern La. *	W	58-57
F 11	@ Central Ark. * W (OT)		97-89
F 14	UT Arlington *	L	60-69
F 18	@ A&M-Corpus Christi*	W	72-54
F 21	Sam Houston *	W	85-54
F 25	Northwestern St. *	W	74-69
F 28	@ Lamar *	W	77-45
M 4	Texas St.*	W	80-70
M 7	@ SFA *	W	65-51
M 11	vs. McNeese St. +	W	71-52
M 13	vs. Northwestern St. +W		58-47
M 14	vs. UT Arlington +	W	74-63
M 22	vs. (5) Baylor & L (OT)		82-87

^ - Star Shuttle Thanksgiving Classic  
 # - Cozumel Cup (Cozumel, Mexico)

% - Wells Fargo New's Year Classic  
 \* - Southland Conference  
 + - Southland Tournament (Katy)  
 & - NCAA Tournament (Lubbock)

### 2009-10 (16-14, 10-6 SLC)

N 13	@ (10) Texas	L	60-71
N 15	Schreiner	W	86-32
N 20	@Charleston Southern^	W	75-73
N 21	@ C. of Charleston^	L	45-62
N 27	Navy!	W	69-57
N 28	Jacksonville St.!	W	81-69
D 7	Houston#	L	53-74
D 19	vs. (6) Florida St.\$	L	50-65
D 20	vs. Arkansas\$	W	71-55
D 21	vs. Kansas St.\$	L	55-59
D 29	Maine%	W	79-71
D 30	Louisiana Tech%	L	72-82
J 4	@ Rice	L	56-70
J 9	McNeese St.*	W	68-61
J 13	@ Nicholls*	W	58-49
J 16	UT Arlington*	W	69-51
J 23	@A&M-Corpus Christi*	L	48-52
J 27	Texas St.*	W	70-59
J 30	@ Lamar*	L	60-69
F 3	vs. Sam Houston*	W	74-55
F 6	@ Southeastern La.*	W	61-49
F 10	Central Arkansas*	W	71-66
F 13	@ UT Arlington*	L	71-78
F 17	A&M-Corpus Christi*	W	58-37
F 20	@ Sam Houston* L(2OT)		72-73
F 24	@ Northwestern St.*	W	50-48
F 27	Lamar*	L	63-66
M 3	Texas St.*	W	58-55
M 6	Stephen F. Austin*	L	61-77
M 9	vs. UT Arlington+	L	63-68

^ - Lowcountry Classic (Charleston, S.C.)  
 ! - UTSA Thanksgiving Classic  
 # - at the Alamodome  
 \$ - Duel in the Desert (Las Vegas)  
 % - UTSA New Year's Classic  
 \* - Southland Conference  
 + - Southland Tournament Game (Katy)

### 2010-11 (16-15, 11-5 SLC)

N 12	Our Lady of the Lake	W	79-66
N 14	Huston-Tillotson	W	87-47
N 19	(23) TCU	L	59-83
N 21	SMU	L	47-69
N 26	Tulsa ^	W	87-67
N 27	Davidson ^	L	60-69
D 1	@ Texas Tech	L	43-83
D 7	@ Houston	L	59-71
D 16	@ LSU	L	41-74
D 20	Kansas St. !	W	72-55
D 21	St. Bonaventure !	L	37-46
D 28	at San Diego St. #	L	52-72





D 30	vs. Drexel #	L	37-64
J 8	@ Sam Houston*	L	53-62
J 12	A&M-Corpus Christi*	W	69-44
J 15	@ Stephen F. Austin*W		66-56
J 19	Northwestern St.*	W	80-68
J 22	@ Texas St.*	W	69-63
J 29	Sam Houston*	W	75-66
F 2	@ UT Arlington*	L	55-56
F 5	@ Lamar*	L	67-69
F 9	Southeastern La.*	W	71-58
F 12	Stephen F. Austin*	W	65-61
F 16	@ McNeese St.*	L	43-72
F 19	Nicholls*	W(2OT)	73-63
F 23	@ A&M-Corpus Christi*	W	93-62
F 26	Texas St.*	W	81-64
M 2	@ Central Arkansas*	L	59-81
M 5	UT Arlington*	W	77-53
M 8	vs. Sam Houston+	W	69-61
M 10	vs. McNeese St.+	L	50-66

^ - UTSA Thanksgiving Classic  
 ! - UTSA Holiday Classic  
 # - Surf N' Slam at San Diego State  
 \* - Southland Conference game  
 + - Southland Tournament (Katy)

**2011-12 (8-21, 4-12 SLC)**

N 11	Missouri	L	50-70
N 14	@ TCU	L	30-65
N 18	FIU	W	61-54
N 22	@ UNLV	L	67-74
N 25	South Alabama ^	L	42-54
N 26	Detroit ^	W	59-55
N 30	@ USC	L	56-74
D 4	Houston	W	70-59
D 9	Wichita State	L	56-69
D 20	Creighton !	L	53-54
D 21	Texas-Pan American	W	68-54
D 28	@ SMU	L	65-69
D 30	Rice	L	46-71
J 7	Sam Houston St.*	L	50-63
J 11	@ A&M-Corpus Christi*	W	58-38
J 14	Stephen F. Austin*	W	50-46
J 18	@ Northwestern St.*	L	57-61
J 21	Texas St.*	W	67-53
J 28	@ Sam Houston St.*	L	55-67
F 1	@ UT Arlington*	L	40-51
F 4	Lamar*	L	51-54
F 8	@ Southeastern La.*	L	63-64
F 11	@ Stephen F. Austin*	L	64-73
F 15	McNeese St.*	L	54-65
F 18	@ Nicholls*	L	62-68
F 22	A&M-Corpus Christi*	W	72-58
F 25	@ Texas St.*	L	67-87
F 29	Central Arkansas*	L	50-62
M 3	UT Arlington*	L	65-75

^ - UTSA Thanksgiving Classic  
 ! - UTSA Holiday Classic

\* - Southland Conference game

**2012-13 (16-14, 10-8 WAC)**

N 9	Texas-Pan American	W	68-34
N 12	Concordia Texas	W	88-29
N 16	A&M-Corpus Christi	W	52-40
N 18	@ Wichita State	L	36-50
N 23	Austin Peay^	W	69-67
N 25	William & Mary^	W	76-50
N 27	@ Houston	L	42-55
D 2	San Francisco	L (OT)	60-61
D 5	@ TCU	L	64-73
D 8	UNLV	W	61-46
D 20	@ Rice	L	41-43
D 29	@ Utah St.*	L (OT)	66-79
D 31	@ San Jose St.*	W	57-54
J 3	New Mexico St.*	L	52-69
J 5	Denver*	L	73-75
J 10	@ UT Arlington*	W	59-57
J 12	@ Louisiana Tech*	W	51-50
J 19	@ Texas St.*	W	56-46
J 24	Seattle U*	W	65-55
J 26	Idaho*	L	45-64
J 31	@ Denver*	L	49-53
F 2	@ New Mexico St.*	W	66-53
F 7	Louisiana Tech*	L	73-79
F 9	UT Arlington*	W	73-45
F 16	Texas St.*	W	74-65
F 28	@ Idaho*	L	53-65
M 2	@ Seattle U*	L	54-56
M 7	San Jose St.*	W	64-60
M 9	Utah St.*	W	80-72
M 13	vs. Louisiana Tech!	L	58-85

^ - UTSA Thanksgiving Classic  
 \* - Western Athletic Conference game  
 ! - WAC Tournament (Las Vegas)



**Lubomyr Lichonczak**

**2013-2017**

**40-51 (.435)**

**Four seasons**

**2013-14 (14-17, 4-12 C-USA)**

N 10	@ Texas	L	42-63
N 14	Lamar	L	59-63
N 17	UT Arlington	W	74-56
N 21	vs. Northwestern St.!	W	62-49
N 22	vs. Savannah St.!	L	50-51
N 23	@ Baylor!	L	62-92
N 29	Northern Iowa#	W	63-55
N 30	Norfolk St.#	W(OT)	72-63
D 5	@ A&M-Corpus Christi	W(OT)	55-50
D 22	@ Texas State	W	86-83
D 28	North Dakota St.\$	W	79-68
D 29	New Mexico St.\$	W	65-56

J 4	Abilene Christian	W	63-58
J 8	Tulsa*	L	62-73
J 11	@ Southern Miss*	L	55-70
J 15	Charlotte*	W	61-60
J 18	@ North Texas*	W	58-56
J 22	@ Middle Tenn.*	L	41-60
J 25	UTEP*	L	56-67
F 1	@ Louisiana Tech*	L	50-71
F 5	FIU*	L	40-53
F 8	Tulane*	L	54-68
F 12	@ UAB*	L	56-79
F 15	@ Rice*	W	63-61
F 20	East Carolina*	W	61-60
F 22	Old Dominion*	L	57-68
F 26	@ UTEP*	L	65-78
M 1	Florida Atlantic*	L	69-71
M 5	@ Marshall*	L	76-81
M 11	vs. Tulsa%	W	90-89
M 12	vs. Old Dominion%	L	74-79

! - Athletes in Action (Baylor)(Waco)  
 # - UTSA Thanksgiving Classic  
 \$ - UTSA Holiday Classic  
 \* - Conference USA game  
 % - Conference USA Tournament game

**2014-15 (16-15, 11-7 C-USA)**

N 15	@ (9) Texas	L	48-68
N 19	Abilene Christian	W	70-57
N 23	@ Lamar	W	72-40
N 28	Drake ^	L	61-69
N 30	Incarnate Word ^	W	57-31
D 2	@ UT Arlington	W	63-55
D 4	Texas State	L	53-57
D 19	vs. Houston !	L	53-56
D 20	@ Texas Tech !	L	48-64
D 21	vs. Nicholls !	L	49-57
D 28	South Dakota \$	L	69-76
D 29	SIU Edwardsville \$	W	75-60
J 2	Rice*	L(OT)	58-62
J 4	North Texas*	W	53-45
J 8	@ Southern Miss*	L(OT)	60-69
J 10	@ LA Tech*	L	74-79
J 17	@ UTEP*	W	55-53
J 22	Marshall*	W	60-48
J 24	(24) WKU*	W	64-63
J 29	@ Middle Tenn.*	L	53-73
J 31	@ UAB*	L	57-73
F 5	FIU*	W	74-56
F 8	Florida Atlantic*	W	68-45
F 12	@ Old Dominion*	W	52-51
F 14	@ Charlotte*	L	54-74
F 21	UTEP*	W	72-59
F 26	Southern Miss*	L	59-61
M 1	LA Tech*	W	60-53
M 5	@ Rice*	W	60-49
M 7	@ North Texas*	W	57-54
M 12	vs. Old Dominion %	L	49-63



^ - UTSA Thanksgiving Classic  
 ! - Athletes in Action Classic(Texas Tech)  
 \$ - UTSA Holiday Classic  
 \* - Conference USA game  
 % - Conference USA Tournament game

J 5	Southern Miss*	L	68-69
J 7	Louisiana Tech*	W	63-61
J 12	@Florida Atlantic*	W	72-62
J 14	@FIU*	W	70-61
J 21	UTEP*	W	97-76
J 26	Marshall*	L	81-88
J 28	WKU*	W	80-77
F 2	@Middle Tennessee*	L	63-77
F 4	@UAB*	W	82-67
F 9	@Southern Miss*	L	71-74
F 11	@Louisiana Tech*	L	71-77
F 16	Rice*	L	61-66
F 18	North Texas*	L	55-58(OT)
F 23	FIU*	W	69-55
M 2	@Charlotte*	L	67-78
M 4	@Old Dominion*	W	81-68
M 8	Rice%	L	63-75

**2015-16 (10-19, 6-12 C-USA)**

N 14	@ (11) Texas	L	53-90
N 21	@ Abilene Christian	L	60-79
N 27	Illinois State^	W	77-51
N 29	Houston Baptist^	w	79-50
D 3	@ Texas State	L	64-72
D 13	@ (17) Oklahoma	L	41-80
D 15	Howard Payne	W	106-65
D 19	TX A&M-Kingsville	W	88-51
D 21	UT Arlington	L	47-51
D 28	Texas Southern\$	L	44-59
J 1	@ North Texas*	L	58-68
J 3	@ Rice*	L	48-49
J 7	UAB*	W	54-52
J 9	Middle Tennessee*	L	63-74
J 17	@ UTEP*	L	55-62
J 21	@ FIU*	W	63-52
J 23	@ Florida Atlantic*	L	51-64
J 28	Louisiana Tech*	L	72-82
J 30	Southern Miss*	W	47-41
F 4	@ WKU*	L	65-72
F 6	@ Marshall*	L	76-80
F 11	Florida Atlantic	W	57-54
F 13	FIU*	L	54-59
F 18	@ Louisiana Tech*	L	66-75
F 20	@ Southern Miss*	L	53-65
F 25	Charlotte*	L	54-64
F 27	Old Dominion*	W	70-65
M 3	(25) UTEP*	W	69-64
M 8	vs. FIU%	L	65-61

# Exhibition Game  
 ^ - UTSA Thanksgiving Classic  
 ! - Athletes in Action Classic(Texas Tech)  
 \$ - Rae & Craig Blair Memorial Tournament  
 \* - Conference USA game  
 % - Conference USA Tournament game

^ - UTSA Thanksgiving Classic  
 ! - Athletes in Action Classic(Texas Tech)  
 \$ - UTSA Holiday Classic  
 \* - Conference USA game  
 % - Conference USA Tournament game

**2016-17 (14-16, 10-8 C-USA)**

O 28	A&M International #	W	75-34
N 5	Trinity #	W	91-67
N 11	Angelo State	L	77-85
N 13	@UT Arlington	L	54-75
N 16	A&M-Kingsville	W	70-44
N 20	@Oregon	L	63-77
N 25	Northern Colorado^	L	66-73
N 27	Tulane^	L	66-75
N 29	Abilene Christian	W	71-68
D 1	Texas State	W	72-47
D 17	@ #16 Texas	L	43-76
D 19	Houston\$	L	49-56
D 20	Liberty\$	W	80-64
J 1	@UTEP*	W	83-81(OT)





## All-Time Series Results

Abilene Christian	3-1	Illinois State	1-0	Prairie View A&M	9-7
Air Force	1-2	Incarnate Word	1-0	Purdue	0-1
Alabama	0-2	Iona	1-0	Quinnipiac	1-0
Alaska-Anchorage	0-1	Iowa State	0-1	Rice	9-5
Alcorn State	1-0	Jacksonville State	1-0	SIU Edwardsville	1-0
Angelo State	2-2	Kansas State	1-3	SMU	2-9
Arizona State	0-3	Kent State	1-1	Sam Houston State	33-17
Arkansas	1-3	Liberty	1-0	Samford	1-0
Arkansas State	0-1	La.-Monroe	10-20	San Diego	0-1
Auburn	0-1	La.-Lafayette	3-1	San Diego State	1-1
Austin Peay	1-0	Lamar	17-17	San Francisco	0-1
Baylor	6-7	LSU	0-1	San Jose State	2-0
Belmont	2-0	Louisiana Tech	3-10	Santa Clara	1-0
Buffalo	0-1	Maine	1-0	Savannah State	0-1
Butler	1-0	Marshall	1-3	Schreiner	10-0
CSU-Bakersfield	0-1	McNeese State	17-20	Seattle U	1-1
Central Arkansas	4-2	Memphis	1-0	Seton Hall	0-1
Charleston Southern	1-0	Middle Tennessee	0-4	South Alabama	0-2
Charlotte	1-3	Midwestern State	0-1	South Dakota	0-1
College of Charleston	0-1	Minnesota	0-2	Southeastern Louisiana	21-9
Colorado State	2-2	Mississippi State	1-0	Southern California	0-1
Concordia Texas	1-0	Missouri	0-3	Southern Miss	1-6
Creighton	2-3	Missouri State	2-0	Southern Utah	0-1
Dartmouth	0-1	Navy	1-0	Southwestern	7-0
Davidson	1-1	Nevada	1-0	St. Bonaventure	0-1
Denver	1-3	New Mexico	0-2	St. Mary's	11-0
Detroit	1-0	New Mexico State	5-4	Stephen F. Austin	11-32
Drake	0-1	New Orleans	1-2	Tarleton State	2-0
Drexel	0-1	Nicholls	27-13	TCU	0-5
Duke	0-1	Norfolk State	1-0	Texas	0-7
East Carolina	1-0	North Dakota State	1-0	Texas A&M	4-10
Eastern Illinois	0-1	North Texas	9-16	Texas A&M-Commerce	2-0
Eastern Washington	1-0	Northern Arizona	1-1	Texas A&M-Corpus Christi	12-6
FIU	5-4	Northern Colorado	0-1	Texas A&M-International	1-0
Florida Atlantic	4-2	Northern Illinois	0-1	Texas A&M-Kingsville	9-1
Florida A&M	1-0	Northern Iowa	1-0	Texas Lutheran	5-0
Florida State	0-1	Northwestern State	15-26	Texas Southern	12-4
Fordham	0-1	Oakland	0-1	Texas State	33-32
Georgia Southern	1-0	Oklahoma	0-6	Texas Tech	0-12
Hardin-Simmons	10-0	Oklahoma City	4-0	Texas Women's	2-0
High Point	1-0	Oklahoma State	0-2	UT Arlington	28-31
Houston	1-20	Old Dominion	3-3	Tulane	2-2
Houston Baptist	2-0	Oral Roberts	5-6	Tulsa	4-6
Howard Payne	2-0	Oregon	0-1	UAB	1-2
Huston-Tillotson	5-0	Our Lady of the Lake	1-0	UALR	2-2
Idaho	0-3	Pacific	0-1	UC Irvine	1-1
Idaho State	1-0	Pepperdine	1-1	UMKC	1-3



---

UNLV	2-4
UT Martin	1-0
UTEP	19-10
UTRGV	19-6
Utah State	1-1
Virginia Tech	0-1
Wayland Baptist	0-1
Weber State	1-0
West Texas A&M	2-6
West Virginia	1-0
Western Kentucky	1-1
Wichita State	1-5
William & Mary	1-0
Wisconsin-Green Bay	1-0
Wyoming	0-2

*\*The University of Texas-Pan American changed to The University of Texas-Rio Grande Valley beginning in the 2015-16 season.*





## All-Time Series Results

### Abilene Christian (3-1)

H: 3-0, A: 0-1

Jan. 4, 2014	hW	63-58
Nov. 19, 2014	hW	70-57
Nov. 21, 2015	aL	60-79
Nov. 11, 2016	hW	72-47

### Air Force (1-2)

H: 1-0, A: 0-1, N: 0-1

Dec. 2, 1995	nL	69-71
Dec. 19, 1996	aL	47-51
Dec. 19, 1997	hW	70-47

### Alabama (0-2)

A: 0-1, N: 0-1

Dec. 5, 1986	nL	72-77
Dec. 5, 2003	aL	63-76

### Alaska Anchorage (0-1)

A: 0-1

Feb. 23, 1991	aL	89-97
---------------	----	-------

### Alcorn State (1-0)

H: 1-0

Dec. 30, 2003	hW	74-50
---------------	----	-------

### Angelo State (2-2)

H: 2-2

Jan. 11, 1982	hW	73-50
Dec. 2, 1989	hW	77-74
Nov. 27, 1993	hL	60-66
Nov. 11, 2016	hL	75-85

### Arizona State (0-3)

H: 0-1, A: 0-2

Dec. 19, 1999	hL	35-70
Nov. 18, 2000	aL	40-57
Dec. 19, 2005	aL	64-78

### Arkansas (1-3)

H: 0-1, A: 0-1, N: 1-1

Dec. 12, 1987	aL	73-84
Dec. 3, 1988	nL	57-75
Jan. 9, 1989	hL	77-97
Dec. 20, 2009	nW	71-55

### Arkansas State (0-1)

H: 0-1

Nov. 29, 2008	hL	59-73
---------------	----	-------

### Auburn (0-1)

N: 0-1

Dec. 30, 2001	nL	50-73
---------------	----	-------

### Austin Peay (1-0)

H: 1-0

Nov. 23, 2012	hW	69-67
---------------	----	-------

### Baylor (6-7)

H: 2-1, A: 3-4, N: 1-2

Dec. 5, 1981	aL	65-69
Dec. 11, 1981	hL	69-70
Dec. 13, 1983	aW	67-66
Dec. 9, 1985	hW	62-58
Dec. 6, 1986	nW	75-67
Feb. 25, 1987	aW	63-57
Dec. 15, 1987	hW	50-46
Dec. 3, 1989	aW	75-66
Dec. 8, 1990	nL	76-91
Dec. 17, 1990	aL	80-87
Dec. 16, 1996	aL	50-77
Mar. 22, 2009	nL	82-87
Nov. 23, 2013	aL	62-92

### Belmont (2-0)

H: 2-0

Dec. 19, 1998	hW	73-60
Jan. 11, 2007	hW	77-65

### Buffalo (0-1)

H: 0-1

Dec. 30, 2005	hL	62-73
---------------	----	-------

### Butler (1-0)

H: 1-0

Nov. 24, 2001	hW	67-48
---------------	----	-------

### CSU Bakersfield (0-1)

H: 0-1

Dec. 8, 2006	hL	66-77
--------------	----	-------

### Central Arkansas (4-2)

H: 2-1, A: 2-1

Jan. 11, 2007	hW	66-59
Jan. 17, 2008	aW	76-49
Feb. 11, 2009	aW	97-89(OT)
Feb. 10, 2010	hW	71-66
Mar. 2, 2011	aL	59-81
Feb. 29, 2012	hL	50-62

### Charleston Southern (1-0)

A: 1-0

Nov. 20, 2009	aW	75-73
---------------	----	-------

### Charlotte (1-3)

H: 1-1, A: 0-2

Jan. 15, 2014	hW	61-60
Feb. 14, 2015	aL	54-74
Feb. 25, 2016	hL	54-64
March 2, 2017	aL	67-78

### College of Charleston (0-1)

A: 0-1

Nov. 21, 2009	aL	45-62
---------------	----	-------

### Colorado State (2-2)

H: 2-1, A: 0-1

Jan. 20, 1988	hW	64-55
Jan. 14, 1989	aL	57-71
Dec. 31, 2005	hL	59-63
Dec. 29, 2008	hW	67-58

### Concordia Texas (1-0)

H: 1-0

Nov. 12, 2012	hW	88-29
---------------	----	-------

### Creighton (2-3)

H: 2-1, A: 0-2

Dec. 18, 1985	hW	71-69
Feb. 10, 1987	aL	65-73
Jan. 25, 1988	aL	62-82
Mar. 2, 1989	hW	82-80
Dec. 20, 2011	hL	53-54

### Dartmouth (0-1)

N: 0-1

Dec. 21, 1991	nL	60-68
---------------	----	-------

### Davidson (1-1)

H: 0-1, N: 1-0

Dec. 3, 2005	nW	75-69
Nov. 27, 2010	hL	60-69

### Denver (1-3)

H: 1-2, A: 0-1

Dec. 18, 1998	hW	58-52
Nov. 29, 2003	hL	55-58
Jan. 5, 2013	hL	73-75
Jan. 31, 2013	aL	49-53

### Detroit (1-0)

H: 1-0

Nov. 26, 2011	hW	59-55
---------------	----	-------

### Drake (0-1)

H: 0-1

Nov. 28, 2014	hL	61-69
---------------	----	-------

### Drexel (0-1)

N: 0-1

Dec. 30, 2010	nL	37-64
---------------	----	-------

### Duke (0-1)

N: 0-1

Dec. 7, 1990	nL	68-71
--------------	----	-------

### East Carolina (1-0)



**H: 1-0**  
 Feb. 20, 2014 ..... hW..... 61-60

**Eastern Illinois (0-1)**

**N: 0-1**

Dec. 4, 1993 ..... nL ..... 51-59

**Eastern Washington (1-0)**

**H: 1-0, A: 0-0, N: 0-0**

Nov. 24, 2006 ..... hW..... 77-67

**FIU (5-4)**

**H: 3-2, A: 2-1, N: 0-1**

Dec. 14, 2007 ..... aL ..... 57-68

Nov. 18, 2011..... hW..... 61-54

Feb. 5, 2014 ..... hL ..... 40-53

Feb. 5, 2015 ..... hW..... 74-56

Jan. 21, 2016..... aW..... 63-52

Feb. 13, 2016 ..... hL ..... 54-59

Mar. 8, 2016..... nL ..... 56-61

Jan. 14, 2017..... aW..... 70-61

Feb. 23, 2017 ..... hW..... 69-55

**Florida Atlantic (4-2)**

**H: 3-1, A: 1-1**

Mar. 1, 2014..... hL ..... 69-71

Feb. 8, 2015 ..... hW..... 68-45

Jan. 23, 2016..... aL ..... 51-64

Feb. 11, 2016..... hW..... 57-54

Jan. 12, 2017..... aW..... 72-62

Feb. 25, 2017 ..... hW..... 97-66

**Florida A&M (1-0)**

**N: 1-0**

Nov. 19, 2005 ..... nW..... 71-61

**Florida State (0-1)**

**N: 0-1**

Dec. 19, 2009..... nL ..... 50-65

**Fordham (0-1)**

**H: 0-1**

Dec. 28, 1998 ..... hL ..... 48-49

**Georgia Southern (1-0)**

**H:1-0**

Nov. 24, 2007 ..... hW..... 72-52

**Hardin-Simmons (10-0)**

**H: 5-0, A: 5-0**

Dec. 11, 1982 ..... hW..... 74-58

Feb. 14, 1983 ..... aW..... 81-66

Feb. 6, 1984 ..... aW..... 88-71

Feb. 20, 1984 ..... aW..... 90-41

Jan. 5, 1985 ..... hW..... 83-64

Feb. 4, 1985 ..... aW..... 88-68

Feb. 18, 1985 ..... hW..... 78-61

Feb. 3, 1986 ..... aW..... 61-58

Feb. 17, 1986 ..... hW..... 83-67

Nov. 28, 1997 ..... hW..... 85-56

**High Point (1-0)**

**H: 1-0**

Dec. 30, 2008 ..... hW..... 65-59

**Houston (1-20)**

**H: 1-8, A: 0-10, N: 0-2**

Nov. 25, 1981 ..... hL ..... 44-59

Feb. 22, 1982 ..... aL ..... 58-75

Jan. 25, 1983..... hL ..... 80-90

Feb. 23, 1983 ..... aL ..... 67-75

Dec. 5, 1983 ..... hL ..... 66-68

Jan. 18, 1984..... aL ..... 73-80

Dec. 4, 1984 ..... aL ..... 59-80

Dec. 5, 1985 ..... hL ..... 52-63

Dec. 3, 1986 ..... aL ..... 74-75

Dec. 1, 1987 ..... hL ..... 65-69

Jan. 2, 1989..... hL ..... 63-71

Dec. 18, 1989..... aL ..... 66-115

Nov. 27, 1990 ..... aL ..... 55-111

Nov. 29, 2000 ..... hL ..... 57-71

Nov. 18, 2001 ..... aL ..... 45-62

Dec. 7, 2009..... nL ..... 53-74

Dec. 7, 2010 ..... aL ..... 59-71

Dec. 4, 2011 ..... hW..... 70-59

Nov. 27, 2012 ..... aL ..... 42-55

Dec. 19, 2014 ..... nL ..... 53-56

Dec. 19, 2017 ..... hL ..... 49-56

**Houston Baptist (2-0)**

**H: 2-0**

Nov. 30, 1999 ..... hW..... 66-56

Nov. 29, 2015 ..... hW..... 79-50

**Howard Payne (2-0)**

**H: 2-0**

Dec. 7, 1996 ..... hW..... 87-69

Dec. 15, 2015 ..... hW..... 106-65

**Huston-Tillotson (5-0)**

**H: 5-0**

Jan. 17, 1983..... hW..... 89-51

Jan. 29, 1983..... hW..... 92-56

Nov. 9, 2007 ..... hW..... 89-50

Dec. 6, 2008 ..... hW..... 93-55

Nov. 14, 2010 ..... hW..... 87-47

**Idaho (0-3)**

**H: 0-1, A: 0-1, N: 0-1**

Dec. 14, 1984 ..... nL ..... 67-68

Jan. 26, 2013 ..... hL ..... 45-64

Feb. 28, 2013 ..... aL ..... 53-65

**Idaho State (1-0)**

**H: 1-0**

Nov. 25, 2000 ..... hW..... 61-60

**Illinois State (1-0)**

**H: 1-0**

Nov. 27, 2015 ..... hW..... 77-51

**Incarnate Word (1-0)**

**H: 1-0**

Nov. 30, 2014 ..... hW..... 57-31

**Iona (1-0)**

**N: 1-0**

Dec. 9, 1988 ..... nW..... 88-58

**Iowa State (0-1)**

**N: 0-1**

Dec. 1, 1995 ..... nL ..... 54-82

**Jacksonville State (1-0)**

**H: 1-0**

Nov. 28, 2009 ..... hW..... 81-69

**Kansas State (1-3)**

**H: 1-1, A: 0-1, N: 0-1**

Dec. 31, 2003 ..... hL ..... 45-75

Nov. 23, 2009 ..... aL ..... 51-80

Dec. 21, 2009 ..... nL ..... 55-59

Dec. 20, 2010 ..... hW..... 72-55

**Kent State (1-1)**

**H: 1-0, N: 0-1**

Dec. 3, 1993 ..... nL ..... 69-98

Dec. 30, 2006 ..... hW..... 69-62

**Lamar (17-17)**

**H: 7-9, A: 8-7, N: 2-1**

Jan. 9, 1982..... hW..... 53-51

Jan. 14, 1982..... aL ..... 59-71

Feb. 5, 1983 ..... aL ..... 56-66

Feb. 26, 1983 ..... hL ..... 65-66

Nov. 25, 1988 ..... nL ..... 76-78

Nov. 27, 1989 ..... aL ..... 68-90

Dec. 16, 1989 ..... hL ..... 63-79

Jan. 10, 1991..... hL ..... 71-96

Jan. 2, 1999..... aW..... 65-54

Feb. 20, 1999 ..... hL ..... 65-70

Jan. 15, 2000..... hW..... 51-49

Jan. 11, 2001 ..... hL ..... 42-57

Feb. 24, 2001 ..... aW..... 71-54

Mar. 6, 2001..... nW..... 80-59

Jan. 3, 2002..... hW..... 59-43

Feb. 4, 2002 ..... aL ..... 39-52

Jan. 9, 2003..... hW..... 57-42

Feb. 13, 2003 ..... aW..... 56-50

Jan. 29, 2003..... aW..... 61-46

Mar. 4, 2004..... hW..... 67-44

Feb. 5, 2005 ..... aW..... 69-59

Feb. 23, 2005 ..... hW..... 82-55

Feb. 11, 2006..... aW..... 53-50





Jan. 6, 2007.....	aL.....	46-60
Jan. 12, 2008.....	hL.....	74-75
Mar. 15, 2008.....	nW.....	65-56
Jan. 31, 2009.....	hW.....	69-68
Feb. 28, 2009.....	aW.....	77-45
Jan. 30, 2010.....	aL.....	60-69
Feb. 27, 2010.....	hL.....	63-66
Feb. 5, 2011.....	aL.....	67-69
Feb. 4, 2012.....	hL.....	51-54
Nov. 14, 2013.....	hL.....	59-63
Nov. 23, 2014.....	aW.....	72-40

**Liberty (1-0)**

**H: 1-0**

Dec. 20, 2016.....	hW.....	80-64
--------------------	---------	-------

**Louisiana-Lafayette (3-1)**

**H: 2-0, A: 1-0, N: 0-1**

Dec. 5, 1987.....	nL.....	66-72
Dec. 30, 1995.....	hW.....	67-53
Nov. 26, 1996.....	aW.....	63-38
Dec. 6, 1997.....	hW.....	50-45

**Louisiana-Monroe (10-20)**

**H: 8-8, A: 2-12**

Jan. 4, 1985.....	hL.....	56-77
Jan. 16, 1992.....	aL.....	81-94
Feb. 15, 92.....	hL.....	75-81
Jan. 23, 1993.....	aL.....	58-65
Feb. 18, 1993.....	hL.....	50-74
Dec. 30, 1993.....	aL.....	47-84
Mar. 2, 1994.....	hL.....	67-78
Jan. 28, 1995.....	aL.....	65-83
Feb. 23, 1995.....	hL.....	61-77
Jan. 20, 1996.....	aL.....	65-82
Feb. 15, 1996.....	hW.....	72-68
Jan. 11, 1997.....	aW.....	60-51
Jan. 30, 1997.....	hW.....	64-57
Jan. 5, 1998.....	aL.....	70-80(OT)
Feb. 21, 1998.....	hW.....	72-70
Dec. 30, 1998.....	hL.....	41-63
Feb. 4, 1999.....	aL.....	64-80
Jan. 22, 2000.....	aL.....	49-61
Feb. 17, 2000.....	hL.....	56-70
Jan. 18, 2001.....	aL.....	52-57
Feb. 17, 2001.....	hW.....	65-42
Jan. 21, 2002.....	aW.....	46-39
Feb. 11, 2002.....	hW.....	63-37
Jan. 4, 2003.....	aL.....	53-62
Feb. 8, 2003.....	hW.....	69-59
Mar. 13, 2003.....	hW.....	60-56
Feb. 12, 2004.....	hL.....	62-69
Jan. 6, 2005.....	aL.....	72-75
Jan. 14, 2006.....	aL.....	61-62
Jan. 28, 2006.....	hW.....	71-70

**LSU (0-1)**

**A: 0-1**

Dec. 16, 2010.....	aL.....	41-74
--------------------	---------	-------

**Louisiana Tech (3-10)**

**H: 2-3, A: 1-4, N: 0-3**

Dec. 15, 1984.....	nL.....	39-80
Dec. 2, 2005.....	nL.....	67-75
Dec. 30, 2009.....	hL.....	72-82
Jan. 12, 2013.....	aW.....	51-50
Feb. 7, 2013.....	hL.....	73-79
Mar. 13, 2013.....	nL.....	58-85
Feb. 1, 2014.....	aL.....	50-71
Jan. 10, 2015.....	aL.....	74-79
Mar. 1, 2015.....	hW.....	60-53
Jan. 28, 2016.....	hL.....	72-82 (OT)
Feb. 18, 2016.....	aL.....	66-75
Jan. 7, 2017.....	hW.....	63-61
Feb. 11, 2017.....	aL.....	71-77

**Maine (1-0)**

**H: 1-0**

Dec. 29, 2009.....	hW.....	79-71
--------------------	---------	-------

**Marshall (1-3)**

**H: 1-0, A: 0-3**

Mar. 5, 2014.....	aL.....	76-81(OT)
Jan. 22, 2015.....	hW.....	60-48
Feb. 6, 2016.....	aL.....	76-80
Jan. 26, 2017.....	hL.....	81-88
Feb. 2, 2017.....	aL.....	63-77

**McNeese State (17-20)**

**H: 10-8, A: 6-11, N: 1-1**

Jan. 9, 1992.....	hL.....	66-76
Feb. 8, 1992.....	aL.....	66-93
Jan. 2, 1993.....	aL.....	61-72
Feb. 8, 1993.....	hW.....	63-59
Jan. 20, 1994.....	aL.....	55-57
Feb. 19, 1994.....	hL.....	68-72
Jan. 5, 1995.....	aL.....	47-83
Feb. 4, 1995.....	hL.....	63-75
Jan. 11, 1996.....	hL.....	55-57
Feb. 10, 1996.....	aW.....	78-66
Jan. 4, 1997.....	hL.....	60-62
Feb. 6, 1997.....	aL.....	45-61
Jan. 19, 1998.....	aL.....	44-49
Feb. 7, 1998.....	hW.....	68-55
Jan. 4, 1999.....	aL.....	45-47
Jan. 28, 1999.....	hL.....	67-75
Jan. 13, 2000.....	hL.....	53-70
Feb. 26, 2000.....	aL.....	79-82
Dec. 28, 2000.....	aW.....	69-61
Feb. 3, 2001.....	hW.....	86-62
Jan. 14, 2002.....	hW.....	69-56
Feb. 14, 2002.....	aW.....	54-41
Jan. 18, 2003.....	hW.....	65-54
Feb. 20, 2003.....	aW.....	45-41

Feb. 7, 2004.....	hW.....	64-56(OT)
Mar. 9, 2004.....	hW.....	61-42
Jan. 20, 2005.....	aW.....	67-49
Jan. 7, 2006.....	hW.....	70-58
Feb. 9, 2006.....	aL.....	57-62
Feb. 22, 2007.....	hW.....	87-46
Feb. 28, 2008.....	aL.....	49-52
Jan. 10, 2009.....	aW.....	61-50
Mar. 11, 2009.....	nW.....	71-52
Jan. 9, 2010.....	hW.....	68-61
Feb. 16, 2011.....	aL.....	43-72
Mar. 10, 2011.....	nL.....	50-66
Feb. 15, 2012.....	hL.....	54-65

**Memphis (1-0)**

**H: 1-0**

Dec. 29, 2006.....	hW.....	85-73
--------------------	---------	-------

**Middle Tennessee (0-4)**

**H: 0-1, A: 0-2**

Jan. 22, 2014.....	aL.....	41-60
Jan. 29, 2015.....	aL.....	53-73
Jan. 9, 2016.....	hL.....	63-74

**Midwestern State (0-1)**

**H: 0-1**

Nov. 26, 1994.....	hL.....	54-76
--------------------	---------	-------

**Minnesota (0-2)**

**N: 0-2**

Nov. 23, 1984.....	nL.....	57-60
Dec. 31, 1984.....	nL.....	72-86

**Mississippi State (1-0)**

**N: 1-0**

Nov. 24, 1984.....	nW.....	56-54
--------------------	---------	-------

**Missouri (0-3)**

**H: 0-1, A: 0-1, N: 0-1**

Nov. 22, 1984.....	nL.....	70-86
Dec. 10, 1988.....	aL.....	68-89
Nov. 11, 2011.....	hL.....	50-70

**Missouri State (2-0)**

**H: 1-0, A: 1-0**

Dec. 31, 1983.....	hW.....	82-79
Nov. 29, 2007.....	aW.....	63-59

**Navy (1-0)**

**H: 1-0**

Nov. 27, 2009.....	hW.....	69-57
--------------------	---------	-------

**Nevada (1-0)**

**N: 1-0**

Nov. 29, 1986.....	nW.....	78-67
--------------------	---------	-------

**New Mexico (0-2)**



**H: 0-1, A: 0-1**

Dec. 8, 2001	hL	38-55
Dec. 8, 2002	aL	49-66

**New Mexico State (5-4)**

**H: 4-1, A: 1-3**

Feb. 23, 1988	aL	65-91
Jan. 19, 1989	hW	58-57
Jan. 10, 1990	aL	55-89
Dec. 31, 1990	hW	98-84
Nov. 26, 2005	hW	61-38
Nov. 19, 2006	aL	63-69
Jan. 3, 2013	hL	52-69
Feb. 2, 2013	aW	66-53
Dec. 29, 2013	hW	65-56

**New Orleans (1-2)**

**H: 1-1, A: 0-1**

Feb. 2, 1987	aL	63-77
Jan. 16, 1988	hL	55-83
Nov. 23, 2007	hW	60-46

**Nicholls (27-13)**

**H: 16-2, A: 11-10, N: 0-1**

Feb. 2, 1989	hW	59-54
Feb. 20, 1989	aW	72-64
Jan. 20, 1990	hW	82-51
Feb. 5, 1990	aL	52-70
Jan. 12, 1991	hW	83-73
Feb. 18, 1991	aW	69-58
Jan. 11, 1992	hW	72-63
Feb. 6, 1992	aL	62-67
Jan. 4, 1993	aL	60-78
Mar. 1, 1993	hW	58-42
Jan. 22, 1994	aW	64-48
Feb. 17, 1994	hW	92-52
Jan. 7, 1995	aL	66-72
Feb. 2, 1995	hW	79-63
Jan. 13, 1996	hW	71-62
Feb. 8, 1996	aW	71-66
Jan. 2, 1997	hW	52-43
Feb. 8, 1997	aL	43-52
Jan. 17, 1998	aL	36-44
Jan. 14, 1999	aL	56-70
Feb. 13, 1999	hL	54-67
Feb. 10, 2000	aL	57-77
Jan. 6, 2001	aW	57-45
Mar. 1, 2001	hL	63-69
Jan. 5, 2002	hW	53-40
Feb. 23, 2002	aW	48-34
Feb. 1, 2003	aW	68-50
Mar. 7, 2003	hW	73-39
Jan. 17, 2004	aW	56-42
Jan. 31, 2004	hW	79-60
Jan. 14, 2005	hW	58-53
Feb. 19, 2005	aL	54-58
Feb. 2, 2006	aW	67-57
Feb. 10, 2007	aW	66-60

Feb. 16, 2008	hW	82-41
Jan. 14, 2009	hW	86-33
Jan. 13, 2010	aW	58-49
Feb. 19, 2011	hW	73-63(2OT)
Feb. 18, 2012	aL	62-68
Dec. 21, 2014	nL	49-57

**Norfolk State (1-0)**

**H: 1-0**

Nov. 30, 2013	hW	72-63(OT)
---------------	----	-----------

**North Dakota State (1-0)**

**H: 1-0**

Dec. 28, 2013	hW	79-68
---------------	----	-------

**North Texas (9-16)**

**H: 6-6, A: 3-10**

Feb. 5, 1982	aL	67-77
Jan. 8, 1983	hW	78-60
Jan. 15, 1987	hW	82-62
Jan. 11, 1988	aL	59-74
Jan. 30, 1989	aL	59-80
Mar. 3, 1990	hW	82-81
Jan. 8, 1991	aW	84-75
Jan. 4, 1992	aL	67-75
Mar. 2, 1992	hW	65-62
Jan. 30, 1993	hW	65-64
Feb. 25, 1993	aL	63-66
Jan. 29, 1994	hL	65-74
Feb. 24, 1994	aL	53-66
Jan. 17, 1995	hL	79-82
Mar. 4, 1995	aL	58-76
Jan. 22, 1996	hL	77-84
Mar. 2, 1996	aL	67-87
Nov. 23, 2001	hL	57-64
Nov. 22, 2002	aL	66-82
Nov. 28, 2008	hL	61-65
Jan. 18, 2014	aW	58-56
Jan. 4, 2015	hW	53-45
Mar. 7, 2015	aW	57-54
Jan. 1, 2016	aL	58-68
Feb. 18, 2017	hL	55-58

**Northern Arizona (1-1)**

**A: 0-1, N: 1-0**

Feb. 24, 1991	nW	79-75
Jan. 5, 1994	aL	47-70

**Northern Colorado (0-1)**

**H: 0-1**

Nov. 25, 2016	hL	66-73
---------------	----	-------

**Northern Illinois (0-1)**

**N: 0-1**

Feb. 22, 1991	nL	73-103
---------------	----	--------

**Northern Iowa (1-0)**

**H: 1-0**

Nov. 29, 2013	hW	63-55
---------------	----	-------

**Northwestern State (15-26)**

**H: 6-12, A: 6-14, N: 3-0**

Jan. 18, 1992	aL	69-81
Feb. 13, 1992	hL	60-64
Jan. 21, 1993	aL	52-80
Feb. 20, 1993	hL	65-93
Dec. 28, 1993	aL	75-80(OT)
Feb. 28, 1994	hL	56-71
Jan. 26, 1995	aL	67-87
Feb. 25, 1995	hL	57-76
Jan. 18, 1996	aL	73-81
Feb. 27, 1996	hL	74-93
Jan. 9, 1997	aW	66-64
Feb. 1, 1997	hW	74-64
Jan. 3, 1998	aW	88-76
Feb. 19, 1998	hL	51-54
Feb. 6, 1999	aL	65-86
Jan. 30, 1999	hL	51-65
Jan. 20, 2000	aL	46-62
Feb. 19, 2000	hL	61-64
Jan. 20, 2001	aL	43-45
Feb. 15, 2001	hL	61-63
Jan. 19, 2002	aL	44-56
Feb. 9, 2002	hL	51-57
Jan. 2, 2003	aW	69-60
Feb. 6, 2003	hW	68-54
Jan. 24, 2004	hL	64-71
Feb. 28, 2004	aL	56-62
Mar. 11, 2004	aL	71-82
Jan. 8, 2005	aL	49-54
Jan. 22, 2005	hL	68-82
Mar. 7, 2005	aL	48-51
Jan. 26, 2006	hW	73-65
Mar. 3, 2006	aW	69-58
Jan. 13, 2007	hW	55-38
Jan. 19, 2008	aW	68-62
Mar. 12, 2008	nW	80-56
Feb. 25, 2009	hW	74-69
Mar. 13, 2009	nW	58-47
Feb. 24, 2010	aW	50-48
Jan. 19, 2011	hW	80-68
Jan. 18, 2012	aL	57-61
Nov. 21, 2013	nW	62-49

**Oakland (0-1)**

**N: 0-1**

Dec. 19, 2008	nL	57-70
---------------	----	-------

**Oklahoma (0-6)**

**H: 0-1, A: 0-4, N: 0-1**

Nov. 28, 1986	nL	62-67
Jan. 21, 1991	aL	86-93
Nov. 25, 1991	aL	70-102
Nov. 23, 1997	hL	53-66
Nov. 23, 1998	aL	40-80
Dec. 13, 2015	aL	41-80





**Oklahoma City (4-0)**

**H: 2-0, A: 2-0**

Jan. 23, 1984.....	aW.....	85-78
Feb. 27, 1984.....	hW.....	113-91
Jan. 21, 1985.....	hW.....	76-67
Feb. 25, 1985.....	aW.....	66-65

**Oklahoma State (0-2)**

**A: 0-1, N: 0-1**

Nov. 28, 1987.....	aL.....	46-91
Dec. 16, 2002.....	nL.....	47-53

**Old Dominion (3-3)**

**H: 1-1, A: 2-0, N: 0-2**

Feb. 22, 2014.....	hL.....	57-68
Mar. 12, 2014.....	nL.....	74-79
Feb. 12, 2015.....	aW.....	52-51
Mar. 12, 2015.....	nL.....	49-63
Feb. 27, 2016.....	hW.....	70-67
Mar. 4, 2017.....	aW.....	81-68

**Oral Roberts (5-6)**

**H: 1-2, A: 3-3, N: 1-1**

Jan. 21, 1984.....	aW.....	77-72
Feb. 25, 1984.....	aW.....	75-64
Jan. 19, 1985.....	hW.....	80-56
Feb. 23, 1985.....	aW.....	68-57
Jan. 18, 1986.....	hL.....	54-60
Feb. 22, 1986.....	aL.....	61-97
Feb. 27, 1988.....	hL.....	78-92
Jan. 28, 1989.....	aL.....	71-92
Dec. 22, 1994.....	aL.....	52-62
Dec. 15, 2002.....	nL.....	43-47
Dec. 20, 2008.....	nW.....	74-62

**Oregon (0-1)**

**A: 0-1**

Nov. 20, 2017.....	aL.....	63-73
--------------------	---------	-------

**Our Lady of the Lake (1-0)**

**H: 1-0**

Nov. 12, 2010.....	hW.....	79-66
--------------------	---------	-------

**Pacific (0-1)**

**N: 0-1**

Dec. 20, 1991.....	nL.....	57-75
--------------------	---------	-------

**Pepperdine (1-1)**

**H: 1-0, A: 0-1**

Dec. 31, 1987.....	hW.....	57-51
Dec. 29, 1989.....	aL.....	61-82

**Prairie View A&M (10-3)**

**H: 6-1, A: 2-2, N: 2-0**

Jan. 27, 1983.....	aW.....	72-26
Feb. 10, 1983.....	aW.....	96-29
Jan. 22, 1986.....	aL.....	54-71
Feb. 13, 1986.....	hL.....	61-64

Nov. 29, 1987.....	nW.....	85-52
Nov. 26, 1988.....	nW.....	62-44
Jan. 17, 1990.....	hW.....	75-59
Feb. 8, 1990.....	aL.....	64-71
Jan. 5, 1991.....	hW.....	86-46
Dec. 7, 1993.....	hW.....	105-38
Nov. 28, 1995.....	hW.....	66-34
Dec. 3, 1996.....	hW.....	67-31
Nov. 26, 2004.....	hW.....	88-44

**Purdue (0-1)**

**N: 0-1**

Dec. 20, 2006.....	nL.....	50-75
--------------------	---------	-------

**Quinnipiac (1-0)**

**H: 1-0**

Dec. 31, 2004.....	hW.....	73-55
--------------------	---------	-------

**Rice (9-7)**

**H: 4-3, A: 5-3, N: 0-1**

Jan. 10, 1983.....	hW.....	68-53
Feb. 22, 1983.....	aW.....	75-65
Jan. 17, 1984.....	aW.....	76-55
Feb. 29, 1984.....	hW.....	73-72
Dec. 3, 1984.....	aW.....	77-67
Dec. 3, 1985.....	hW.....	81-67
Jan. 3, 2009.....	hW.....	81-50
Jan. 4, 2010.....	aL.....	56-70
Dec. 30, 2011.....	hL.....	46-71
Dec. 20, 2012.....	aL.....	41-43
Feb. 15, 2014.....	aW.....	63-61
Jan. 2, 2015.....	hL.....	58-62(OT)
Mar. 5, 2015.....	aW.....	60-49
Jan. 3, 2016.....	aL.....	48-49 (OT)
Feb. 16, 2017.....	hL.....	61-66
March 8, 2017.....	nL.....	63-75

**SIU Edwardsville (1-0)**

**H: 1-0**

Dec. 29, 2014.....	hW.....	75-60
--------------------	---------	-------

**SMU (2-9)**

**H: 2-2, A: 0-6, N: 0-1**

Feb. 16, 1982.....	aL.....	57-76
Feb. 2, 1983.....	hW.....	67-66(OT)
Dec. 10, 1986.....	aL.....	61-66
Feb. 3, 1988.....	aL.....	58-81
Feb. 9, 1991.....	hW.....	93-77
Dec. 6, 1991.....	aL.....	56-59
Dec. 18, 2004.....	nL.....	46-66
Nov. 12, 2006.....	aL.....	49-78
Jan. 2, 2008.....	hL.....	72-74
Nov. 21, 2010.....	hL.....	47-69
Dec. 28, 2011.....	aL.....	65-69

**Sam Houston State (33-17)**

**H: 18-7, A: 14-10, N: 1-0**

Nov. 24, 1982.....	hW.....	67-52
--------------------	---------	-------

Jan. 12, 1983.....	aW.....	59-29
Nov. 22, 1983.....	aW.....	79-55
Jan. 27, 1984.....	hW.....	88-47
Jan. 11, 1986.....	hW.....	58-57
Jan. 10, 1987.....	hW.....	66-38
Feb. 7, 1987.....	aL.....	58-59
Jan. 14, 1991.....	aW.....	76-63
Jan. 29, 1991.....	hW.....	96-78
Feb. 1, 1992.....	hL.....	52-55
Feb. 27-92.....	hL.....	45-58
Jan. 9, 1993.....	hW.....	66-64
Feb. 4, 1993.....	aW.....	70-54
Jan. 16, 1994.....	hL.....	61-66
Feb. 10, 1994.....	aL.....	63-78
Jan. 12, 1995.....	hL.....	72-88
Feb. 11, 1995.....	aL.....	50-73
Jan. 6, 1996.....	aL.....	49-79
Feb. 12, 1996.....	aL.....	65-90
Jan. 16, 1997.....	hL.....	47-51
Feb. 25, 1997.....	aW.....	66-57
Jan. 24, 1998.....	hW.....	67-40
Feb. 2, 1998.....	aW.....	67-40
Mar. 4, 1998.....	hW.....	73-72(OT)
Feb. 18, 1999.....	aL.....	58-70
Dec. 28, 1999.....	aL.....	67-69(OT)
Feb. 5, 2000.....	hL.....	55-62
Jan. 13, 2001.....	hW.....	72-47
Feb. 22, 2001.....	aW.....	68-50
Dec. 5, 2001.....	hW.....	58-45
Feb. 2, 2002.....	aW.....	42-40
Jan. 11, 2003.....	hW.....	65-53
Feb. 15, 2003.....	aW.....	59-48
Feb. 14, 2004.....	aW.....	54-38
Feb. 3, 2005.....	hW.....	73-65(OT)
Jan. 19, 2006.....	aW.....	75-71(OT)
Feb. 25, 2006.....	hW.....	72-52
Feb. 1, 2007.....	hW.....	75-60
Mar. 1, 2007.....	aW.....	65-48
Feb. 7, 2008.....	aW.....	72-48
Mar. 6, 2008.....	hW.....	76-51
Feb. 4, 2009.....	aW.....	67-62
Feb. 21, 2009.....	hW.....	85-54
Feb. 3, 2010.....	hW.....	74-55
Feb. 20, 2010.....	aL.....	72-73(2OT)
Jan. 8, 2011.....	aL.....	53-62
Jan. 29, 2011.....	hW.....	75-66
Mar. 8, 2011.....	nW.....	69-61
Jan. 7, 2012.....	hL.....	50-63
Jan. 28, 2012.....	aL.....	55-67

**Samford (1-0)**

**H: 1-0**

Dec. 30, 2004.....	hW.....	52-48
--------------------	---------	-------

**San Diego (0-1)**

**A: 0-1**

Dec. 28, 2001.....	aL.....	42-91
--------------------	---------	-------



**San Diego State (1-1)**

**A: 0-1, N: 1-0**

Dec. 30, 1989	nW	67-65
Dec. 28, 2010	aL	52-72

**San Francisco (0-1)**

**H: 0-1**

Dec. 2, 2001	hL	60-61 (OT)
--------------	----	------------

**San Jose State (2-0)**

**H: 1-0, A: 1-0**

Dec. 31, 2012	aW	57-54
Mar. 7, 2013	hW	64-60

**Santa Clara (1-0)**

**H: 1-0**

Jan. 4, 2004	hW	59-47
--------------	----	-------

**Savannah State (0-1)**

**N: 0-1**

Nov. 22, 2013	nL	50-51
---------------	----	-------

**Schreiner (10-0)**

**H: 10-0**

Nov. 25, 1989	hW	83-60
Nov. 24, 1990	hW	113-89
Jan. 23, 1992	hW	84-63
Feb. 2, 1993	hW	60-49
Feb. 3, 1994	hW	74-49
Dec. 6, 1994	hW	85-72
Nov. 22, 1996	hW	82-43
Dec. 4, 1997	hW	75-46
Dec. 11, 1999	hW	76-50
Nov. 15, 2009	hW	86-32

**Seattle U (1-1)**

**H: 1-0, A: 0-1**

Jan. 24, 2013	hW	65-55
Mar. 2, 2013	aL	56-54

**Seton Hall (0-1)**

**H: 0-1**

Nov. 27, 2004	hL	59-60
---------------	----	-------

**South Alabama (0-2)**

**H: 0-1, N: 0-1**

Dec. 2, 1988	nL	55-77
Nov. 25, 2011	hL	42-54

**South Dakota (0-1)**

**H: 0-1**

Dec. 28, 2014	hL	69-76
---------------	----	-------

**Southeastern Louisiana (21-9)**

**H: 14-2, A: 6-7, N: 1-0**

Jan. 21, 1989	hL	59-70
Feb. 18, 1989	aL	63-71
Feb. 3, 1990	aL	75-84

Feb. 22, 1990	hW	86-84
Feb. 5, 1998	hW	75-52
Jan. 16, 1999	aL	55-58
Feb. 11, 1999	hW	60-52
Jan. 6, 2000	hW	83-60
Feb. 12, 2000	aL	47-61
Jan. 4, 2001	aW	56-41
Mar. 3, 2001	hW	90-53
Jan. 7, 2002	hW	60-46
Feb. 21, 2002	aW	64-57
Mar. 5, 2002	hL	63-66
Jan. 30, 2003	aW	63-46
Mar. 5, 2003	hW	49-38
Jan. 15, 2004	aW	52-51
Mar. 5, 2004	hW	60-41
Jan. 29, 2005	hW	75-64
Feb. 17, 2005	aW	60-40
Jan. 5, 2006	hW	75-56
Feb. 4, 2006	aL	63-66
Mar. 6, 2006	hW	61-46
Feb. 8, 2007	aL	64-73(OT)
Mar. 7, 2007	nW	62-57
Feb. 14, 2008	hW	71-59
Feb. 7, 2009	hW	58-57
Feb. 6, 2010	aW	61-49
Feb. 9, 2011	hW	71-58
Feb. 8, 2012	aL	63-64

**Southern California (0-1)**

**A: 0-1**

Nov. 30, 2011	aL	56-74
---------------	----	-------

**Southern Miss (1-6)**

**H: 1-2, A: 0-4, N: 0-0**

Jan. 11, 2014	aL	57-70
Jan. 8, 2015	aL	60-69(OT)
Feb. 26, 2015	hL	59-61
Jan. 30, 2016	hW	47-41
Feb. 20, 2016	aL	53-65
Jan. 5, 2017	hL	68-69
Feb. 9, 2017	aL	71-74

**Southern Utah (0-1)**

**A: 0-1**

Dec. 16, 2003	aL	73-82
---------------	----	-------

**Southwestern (7-0)**

**H: 4-0, A: 2-0, N: 1-0**

Jan. 30, 1982	nW	58-53
Nov. 22, 1982	aW	67-56
Dec. 6, 1982	hW	62-43
Nov. 28, 1983	hW	100-46
Feb. 2, 1984	aW	71-66
Dec. 8, 1984	hW	84-54
Jan. 25, 1986	hW	86-53

**St. Bonaventure (0-1)**

**H: 0-1**

Dec. 21, 2010	hL	37-46
---------------	----	-------

**St. Mary's (11-0)**

**H: 7-0, A: 3-0, N: 1-0**

Jan. 9, 1984	aW	75-58
Feb. 14, 1984	hW	79-49
Jan. 15, 1985	hW	72-64
Feb. 12, 1985	aW	68-47
Jan. 13, 1986	hW	74-55
Feb. 6, 1986	aW	73-67
Dec. 16, 1986	hW	83-72
Jan. 26, 1987	hW	75-52
Dec. 19, 1987	hW	79-61
Jan. 24, 1989	hW	100-62
Jan. 22, 1990	nW	68-62

**Stephen F. Austin (11-32)**

**H: 8-14, A: 3-17, N: 0-1**

Dec. 20, 1986	hW	76-67
Jan. 9, 1988	aL	58-81
Dec. 19, 1988	aL	59-66
Jan. 30, 1992	hL	50-77
Feb. 29, 1992	aL	54-78
Jan. 7, 1993	hL	63-96
Feb. 6, 1993	aL	60-76
Jan. 14, 1994	hL	57-72
Feb. 12, 1994	aL	49-77
Jan. 14, 1995	hL	42-80
Feb. 9, 1995	aL	50-89
Jan. 4, 1996	aL	58-89
Feb. 3, 1996	hL	63-102
Jan. 18, 1997	hL	63-88
Feb. 17, 1997	aL	63-64
Jan. 8, 1998	hL	71-84
Feb. 12-98	aL	69-83
Mar. 5, 1998	hL	81-88
Jan. 9, 1999	hL	54-68
Jan. 8, 2000	aL	54-89
Jan. 27, 2000	hL	47-82
Dec. 9, 2000	hL	53-67
Feb. 8, 2001	aL	49-58
Mar. 8, 2001	nL	32-49
Dec. 22, 2001	aL	44-58
Jan. 26, 2002	hL	47-62
Jan. 22, 2003	hW	64-50
Feb. 27, 2003	aL	42-54
Feb. 5, 2004	aL	59-64
Mar. 1, 2005	hW	56-44
Jan. 21, 2006	hW	66-48
Feb. 23, 2006	aL	68-77
Mar. 11, 2006	aL	48-56
Feb. 3, 2007	aW	61-55
Mar. 3, 2007	hW	59-44
Feb. 9, 2008	hW	75-62
Mar. 8, 2008	aL	54-57
Mar. 7, 2009	aW	65-51
Mar. 6, 2010	hL	61-77
Jan. 15, 2011	aW	66-56





Feb. 12, 2011.....	hW.....	65-61
Jan. 14, 2012.....	hW.....	50-46
Feb. 11, 2012.....	aL.....	64-73

**Tarleton State (2-0)****H: 1-0, N: 1-0**

Dec. 15, 1993.....	hW.....	65-51
Dec. 17, 1994.....	nW.....	59-56

**TCU (0-5)****H: 0-1, A: 0-4**

Dec. 5, 1995.....	aL.....	58-78
Nov. 16, 2008.....	aL.....	60-73
Nov. 19, 2010.....	hL.....	59-83
Nov. 14, 2011.....	aL.....	30-65
Dec. 5, 2012.....	aL.....	64-73

**Texas (0-7)****H: 0-1, A: 0-6**

Feb. 8, 1983.....	hL.....	54-74
Dec. 7, 1983.....	aL.....	45-90
Nov. 13, 2009.....	aL.....	60-71
Nov. 10, 2013.....	aL.....	42-63
Nov. 15, 2014.....	aL.....	48-68
Nov. 14, 2015.....	aL.....	53-90
Dec. 17, 2016.....	aL.....	43-76

**Texas A&M (4-10)****H: 2-4, A: 2-5, N: 0-1**

Dec. 3, 1983.....	aW.....	67-57
Jan. 21, 1982.....	hL.....	51-60
Feb. 19, 1983.....	aL.....	48-53
Nov. 29, 1984.....	aL.....	64-84
Jan. 5, 1984.....	hL.....	66-70
Jan. 8, 1985.....	aW.....	61-51
Jan. 6, 1986.....	hW.....	57-54
Dec. 4, 1988.....	hL.....	58-69
Dec. 19, 1991.....	hL.....	69-84
Dec. 11, 1992.....	hW.....	75-59
Dec. 3, 2000.....	aL.....	48-78
Dec. 1, 2000.....	aL.....	54-67
Nov. 30, 2004.....	aL.....	48-74
Mar. 22, 2008.....	nL.....	52-91

**Texas A&M-Commerce (2-0)****H: 1-0, A: 1-0**

Jan. 12, 1987.....	hW.....	93-48
Jan. 7, 1988.....	aW.....	64-50

**Texas A&M-Corpus Christi (12-6)****H: 7-2, A: 5-4**

Nov. 25, 2002.....	hL.....	59-67
Nov. 21, 2003.....	aL.....	48-57
Nov. 19, 2004.....	hL.....	44-66
Nov. 29, 2005.....	aL.....	44-56
Jan. 27, 2007.....	aL.....	69-71
Feb. 24, 2007.....	hW.....	61-43
Feb. 2, 2008.....	hW.....	65-56

Mar. 1, 2008.....	aW.....	60-47
Jan. 24, 2009.....	hW.....	69-63
Feb. 18, 2009.....	aW.....	72-54
Jan. 23, 2010.....	aL.....	48-52
Feb. 17, 2010.....	hW.....	58-37
Jan. 12, 2011.....	hW.....	69-44
Feb. 23, 2011.....	aW.....	93-62
Jan. 11, 2012.....	aW.....	58-38
Feb. 22, 2012.....	hW.....	72-58
Nov. 16, 2012.....	hW.....	52-40
Dec. 5, 2013.....	aW.....	55-50(OT)

**Texas A&M-International (1-0)****H: 1-0**

Nov. 14, 2008.....	hW.....	85-53
--------------------	---------	-------

**Texas A&M-Kingsville (9-1)****H: 6-1, A: 1-0, N: 2-0**

Nov. 27, 1981.....	nW.....	82-69
Jan. 30, 1982.....	nW.....	75-62
Dec. 16, 1985.....	aW.....	71-38
Jan. 17, 1987.....	hW.....	79-43
Dec. 5, 1992.....	hW.....	73-46
Dec. 11, 1993.....	hL.....	44-63
Dec. 3, 1994.....	hW.....	60-53
Nov. 25, 1995.....	hW.....	59-56
Dec. 19, 2015.....	hW.....	88-51
Nov. 16, 2016.....	hW.....	70-44

**Texas Lutheran (5-0)****H: 3-0, A: 2-0**

Dec. 1, 1981.....	hW.....	80-62
Jan. 19, 1982.....	aW.....	72-62
Dec. 2, 1982.....	hW.....	92-57
Jan. 19, 1983.....	aW.....	70-54
Dec. 11, 1989.....	hW.....	88-54

**Texas Southern (12-4)****H: 9-2, A: 3-2, N: 0-0**

Feb. 19, 1983.....	hL.....	73-80
Dec. 1, 1984.....	hW.....	84-57
Nov. 26, 1986.....	aW.....	69-68
Jan. 4, 1986.....	hW.....	68-54
Jan. 26, 1991.....	hW.....	80-68
Feb. 7, 1991.....	aW.....	72-52
Dec. 12, 1993.....	aL.....	62-78
Dec. 17, 1993.....	hW.....	76-63
Jan. 2, 1995.....	hW.....	62-52
Dec. 20, 1996.....	hW.....	65-60
Dec. 5, 1997.....	hW.....	91-30
Dec. 16, 1998.....	hW.....	80-37
Dec. 19, 2001.....	aL.....	39-47
Nov. 23, 2004.....	aW.....	57-55
Dec. 12, 2005.....	hW.....	41-33
Dec. 28, 2015.....	hL.....	44-59

**Texas State (33-32)****H: 18-16, A: 15-16, N: 0-0**

Nov. 23, 1981.....	aW.....	89-69
Dec. 10, 1982.....	hL.....	53-55
Dec. 1, 1983.....	aW.....	69-66
Jan. 3, 1984.....	hW.....	99-73
Nov. 29, 1984.....	hW.....	66-59
Jan. 24, 1985.....	aL.....	69-71(OT)
Nov. 30, 1985.....	hW.....	72-58
Feb. 11, 1986.....	aL.....	66-69
Dec. 8, 1986.....	hW.....	77-66
Feb. 16, 1987.....	aW.....	81-75
Feb. 1, 1988.....	aL.....	62-84
Mar. 1, 1988.....	hW.....	81-67
Dec. 5, 1988.....	hL.....	64-78
Feb. 27, 1989.....	aW.....	79-78
Jan. 3, 1990.....	aL.....	64-66
Feb. 1, 1990.....	hL.....	64-66
Mar. 2, 1991.....	hL.....	58-73
Jan. 25, 1992.....	aL.....	54-56
Feb. 22, 1992.....	hL.....	45-61
Jan. 16, 1993.....	hL.....	48-78
Feb. 13, 1993.....	aL.....	43-96
Jan. 8, 1994.....	hL.....	48-72
Feb. 5, 1994.....	aL.....	43-78
Jan. 21, 1995.....	hL.....	51-68
Feb. 16, 1995.....	aL.....	44-72
Jan. 27, 1996.....	hL.....	57-78
Feb. 24, 1996.....	aL.....	52-67
Jan. 25, 1997.....	hL.....	55-64
Feb. 15, 1997.....	aL.....	50-57
Jan. 29, 1998.....	aW.....	64-48
Feb. 26, 1998.....	hW.....	71-58
Jan. 23, 1999.....	aL.....	49-59
Feb. 28, 1999.....	hW.....	73-64
Jan. 29, 2000.....	hW.....	66-65
Mar. 4, 2000.....	aL.....	61-84
Jan. 27, 2001.....	hW.....	69-51
Feb. 19, 2001.....	aW.....	73-50
Feb. 18, 2002.....	hW.....	56-46
Mar. 2, 2002.....	aW.....	56-41
Jan. 25, 2003.....	aW.....	67-56
Feb. 22, 2003.....	hW.....	63-56
Mar. 15, 2003.....	hL.....	56-68
Jan. 21, 2004.....	hL.....	43-44
Feb. 25, 2004.....	aW.....	71-46
Feb. 12, 2005.....	hW.....	71-69
Mar. 3, 2005.....	aL.....	58-61(OT)
Feb. 18, 2006.....	hL.....	71-73(OT)
Jan. 20, 2007.....	hL.....	64-76
Feb. 17, 2007.....	aL.....	60-63
Jan. 26, 2008.....	aW.....	81-68
Feb. 23, 2008.....	hL.....	79-85
Jan. 28, 2009.....	aW.....	56-52
Mar. 4, 2009.....	hW.....	80-70
Jan. 27, 2010.....	hW.....	70-59
Mar. 3, 2010.....	aW.....	58-55
Jan. 22, 2011.....	aW.....	69-63
Feb. 26, 2011.....	hW.....	81-64
Jan. 21, 2012.....	hW.....	67-53



Feb. 25, 2012	aL	67-87
Jan. 19, 2013	aW	56-46
Feb. 16, 2013	hW	74-65
Dec. 22, 2013	aW	86-83
Dec. 4, 2014	hL	53-57
Dec. 3, 2015	aL	64-72
Dec. 1, 2016	hW	72-47

**Texas Tech (0-12)**  
**H: 0-3, A: 0-9**

Feb. 15, 1983	aL	76-86
Dec. 3, 1983	hL	64-72
Dec. 13, 1986	aL	62-75
Dec. 8, 1987	aL	50-67
Dec. 17, 1988	aL	53-92
Dec. 20, 1989	hL	65-82
Nov. 22, 1997	hL	44-57
Dec. 2, 1998	aL	39-96
Nov. 14, 2003	aL	48-76
Nov. 10, 2006	aL	58-66
Dec. 1, 2010	aL	43-83
Dec. 20, 2014	aL	48-64

**Texas Woman's (2-0)**  
**H: 1-0, N: 1-0**

Jan. 23, 1982	hW	71-51
Feb. 6, 1982	nW	56-40

**Tulane (2-3)**  
**H: 0-2, A: 2-1**

Jan. 31, 1987	aW	69-66
Feb. 16, 1991	aW	98-93
Dec. 21, 2007	aL	42-76
Feb. 8, 2014	hL	54-68
Nov. 27, 2016	hL	66-75

**Tulsa (4-6)**  
**H: 2-4, A: 1-2, N: 1-0**

Dec. 30, 1996	hL	68-81
Nov. 21, 1998	aW	69-63
Nov. 22, 2004	aL	62-80
Nov. 22, 2005	hL	41-63
Nov. 25, 2006	hL	57-61
Dec. 1, 2007	aL	56-78
Jan. 5, 2009	hW	63-54
Dec. 26, 2010	hW	87-67
Jan. 8, 2014	hL	62-73
Mar. 11, 2014	nW	90-89

**UAB (2-2)**  
**H: 1-0, A: 1-2**

Feb. 12, 2014	aL	56-79
Jan. 31, 2015	aL	57-73
Jan. 7, 2016	hW	54-52
Feb. 4, 2017	aW	82-67

**UALR (2-2)**  
**H: 2-0, A: 0-2**

Jan. 14, 1988	hW	76-71
Feb. 9, 1988	aL	69-75
Nov. 25, 2005	hW	52-44
Dec. 2, 2006	aL	48-65

**UC Irvine (1-1)**  
**H: 1-0, A: 0-1**

Dec. 20, 1997	hW	54-48
Nov. 26, 1999	aL	44-92

**UMKC (1-3)**  
**H: 1-1, A: 0-2**

Feb. 10, 1988	aL	62-79
Feb. 4, 1989	hL	57-61
Jan. 29, 1990	hW	54-47
Feb. 12, 1990	aL	48-69

**UNLV (2-4)**  
**H: 1-1, A: 1-3**

Nov. 18, 1998	hL	60-65
Nov. 20, 2000	aL	41-57
Dec. 19, 2003	aL	44-76
Dec. 21, 2006	aW	70-62
Nov. 22, 2011	aL	67-74
Dec. 8, 2012	hW	61-46

**UT-Arlington (28-32)**  
**H: 18-10, A: 8-20, N: 2-2**

Jan. 4, 1982	hW	56-55
Feb. 8, 1982	aL	50-75
Jan. 4, 1983	hW	56-30
Jan. 8, 1987	hW	67-43
Feb. 15, 1988	aL	67-75
Jan. 3, 1991	hW	83-69
Feb. 4, 1991	aW	69-63
Jan. 2, 1992	aL	71-76
Feb. 10, 1992	aL	59-65
Jan. 28, 1993	hW	70-63
Feb. 27, 1993	aL	44-53
Jan. 27, 1994	hL	52-70
Feb. 26, 1994	aL	69-76
Feb. 13, 1995	hW	64-62
Mar. 2, 1995	aL	61-86
Feb. 19, 1996	hL	54-66
Feb. 29, 1996	aL	56-70
Jan. 21, 1997	aL	43-59
Feb. 22, 1997	hW	51-43
Mar. 5, 1997	hL	41-70
Jan. 10, 1998	hL	51-58
Feb. 14, 1998	aW	74-63
Jan. 7, 1999	hL	47-61
Feb. 25, 1999	aL	52-53
Dec. 30, 1999	aL	47-54
Feb. 3, 2000	hL	42-60
Dec. 7, 2000	hW	66-49
Feb. 10, 2001	aW	64-42
Dec. 20, 2001	aW	43-41
Jan. 28, 2002	hW	51-48

Dec. 30, 2002	aL	47-56
Mar. 1, 2003	hW	55-39
Jan. 10, 2004	aL	47-55
Feb. 18, 2004	hW	55-43
Feb. 10, 2005	aL	43-57
Feb. 26, 2005	hW	48-46
Feb. 16, 2006	hW	68-67(2OT)
Mar. 8, 2006	aW	76-75(3OT)
Jan. 23, 2007	aL	38-67
Feb. 15, 2007	hL	52-68
Mar. 9, 2007	nL	52-70
Jan. 24, 2008	hW	76-53
Feb. 21, 2008	aW	63-46
Mar. 14, 2008	nW	77-67
Jan. 17, 2009	aL	59-76
Feb. 14, 2009	hL	60-69
Mar. 14, 2009	nW	74-63
Jan. 16, 2010	hW	69-51
Feb. 13, 2010	aL	71-78
Mar. 9, 2010	nL	63-68
Feb. 2, 2011	aL	55-56
Mar. 5, 2011	hW	77-53
Feb. 1, 2012	aL	40-51
Mar. 3, 2012	hL	65-75
Jan. 10, 2013	aW	59-57
Feb. 9, 2013	hW	73-45
Nov. 17, 2013	hW	74-56
Dec. 2, 2014	aW	63-55
Dec. 21, 2015	hL	47-51
Nov. 13, 2016	aL	54-75

**UT Martin (1-0)**  
**N: 1-0**

Dec. 19, 2004	nW	75-59
---------------	----	-------

**UTEP (21-10)**  
**H: 12-3, A: 8-7, N: 1-0**

Nov. 28, 1981	nW	72-62
Feb. 11, 1984	hW	92-79
Mar. 3, 1984	aW	72-68
Feb. 9, 1985	aW	79-69
Mar. 2, 1985	hW	78-52
Feb. 8, 1986	aW	65-58
Mar. 1, 1986	hW	99-65
Feb. 5, 1987	hW	72-53
Feb. 28, 1987	aW	58-52
Feb. 6, 1988	hW	76-55
Feb. 21, 1988	aW	59-58
Jan. 6, 1989	aL	63-76
Feb. 8, 1989	hW	64-60
Jan. 8, 1990	aL	59-65
Feb. 17, 1990	hL	64-69
Dec. 4, 1990	aL	76-78
Feb. 12, 1991	hW	86-61
Dec. 17, 1992	aL	47-75
Jan. 11, 1993	hL	32-54
Nov. 24, 2000	hW	58-54
Nov. 28, 2003	hW	52-49





Dec. 4, 2004	aW	54-50
Nov. 17, 2006	aL	47-80
Jan. 25, 2014	hL	56-67
Feb. 26, 2014	aL	65-78
Jan. 17, 2015	aW	55-53
Feb. 21, 2015	hW	72-59
Jan. 17, 2016	aL	55-62
Mar. 3, 2016	hW	69-64
Jan. 1, 2017	aW	83-81 (OT)
Jan. 21, 2017	hW	97-76

**UTRGV (19-6)**  
**H: 11-4, A: 8-2**

Nov. 29, 1982	hW	71-40
Jan. 10, 1986	hW	75-36
Jan. 28, 1986	hW	69-58
Feb. 25, 1986	aL	48-64
Jan. 21, 1987	aW	66-41
Feb. 21, 1987	hW	72-36
Feb. 24, 1990	hW	86-70
Feb. 28, 1990	aW	80-58
Jan. 30, 1991	aW	88-72
Feb. 28, 1991	hW	70-51
Nov. 30, 1991	aL	57-80
Dec. 16, 1991	hL	57-61
Dec. 1, 1992	aW	54-51
Dec. 9, 1992	hW	50-47
Nov. 30, 1994	aW	67-60
Dec. 9, 1995	hL	70-72
Nov. 23, 1996	hW	53-39
Jan. 27, 1997	aW	62-44
Nov. 15, 1997	hW	69-46
Dec. 2, 1998	aW	72-40
Nov. 14, 1998	hL	71-77
Nov. 24, 1999	hL	61-68
Dec. 7, 1999	aW	58-48
Dec. 21, 2011	hW	68-54
Nov. 9, 2012	hW	68-34

**Utah State (1-1)**  
**H: 1-0, A: 0-1**

Dec. 29, 2012	aL	66-79 (OT)
Mar. 9, 2013	hW	80-72

**Virginia Tech (0-1)**  
**N: 0-1**

Dec. 20, 2007	nL	59-84
---------------	----	-------

**Wayland Baptist (0-1)**  
**H: 0-1**

Nov. 30, 1990	hL	64-73
---------------	----	-------

**Weber State (1-0)**  
**H: 1-0**

Dec. 30, 2007	hW	73-45
---------------	----	-------

**West Texas A&M (2-6)**  
**H: 2-1, A: 0-3, N: 0-2**

Jan. 29, 1982	nL	61-67
Feb. 4, 1984	hW	72-69
Feb. 18, 1984	aL	54-69
Feb. 2, 1985	aL	67-83
Feb. 16, 1985	hW	73-54
Mar. 9, 1985	nL	64-79
Feb. 1, 1986	aL	43-85
Feb. 15, 1986	hL	56-59

**West Virginia (1-0)**  
**N: 1-0**

Nov. 18, 2005	nW	57-54
---------------	----	-------

**WKU (2-1)**  
**H: 2-0, A: 0-1**

Jan. 24, 2015	hW	64-63
Feb. 4, 2016	aL	65-72
Jan. 28, 2017	hW	80-77

**Wichita State (1-5)**  
**H: 1-2, A: 0-3**

Dec. 2, 2001	aL	46-69
Nov. 30, 2002	hL	54-63
Nov. 18, 2007	hW	68-60
Nov. 21, 2008	aL	51-54
Dec. 9, 2011	hL	56-69
Nov. 18, 2012	aL	36-50

**William & Mary (1-0)**  
**H: 1-0, A: 0-0, N: 0-0**

Nov. 25, 2012	hW	76-50
---------------	----	-------

**Wisconsin-Green Bay (1-0)**  
**A: 1-0**

Jan. 24, 1988	aW	62-57
---------------	----	-------

**Wyoming (0-2)**  
**H: 0-1, A: 0-1**

Jan. 12, 1989	aL	67-70
Jan. 13, 1990	hL	59-68



## All-Time Letter Winners

<b>- A -</b>		Dewey, Carla	1995-96	Hendrix, Nikki	2001-04
Aalbers, Kristel	1997-98	Dorsey, Katrina	1999-02	Hergott, Mathilde	2012-16
Adams, McKenzie	2013-14	Dube, Becky	1982-83	Hoffman, Rhonda	1983-87
Aguirre, Denise	1982-86	<b>Dukes, Alexus</b>	<b>2015-Present</b>	Holliday, Dewella	2002-04
Alexander, Dawn	1994-95	Duncan, Kim	1983-85	Hollins, Ruby	1983-84
Allbright, Karen	1989-90	Dunmyer, Brooke	1994-95	Holt, Marsha	1981-83
Alkek, Amy	1986-88	Dunson, Nicole	2004-06	Howard, Joyce	1996-98
Altwein, Stephanie	1989-91			Hurd, Shadana	2000-01
Anastasieska, Sara	2015-16	<b>- E -</b>			
Anderson, Onika	2007-09	Eitner, Stacey	1982-83	<b>- J -</b>	
Ansley, Kelsey	2009-11	Elonu, Akunna	2012-16	Jackson, Tanisha	2002-03
Archambault, Annie	1991-94	Elsasser, Erin	1995-96	Johnson, Breezy	1995-97
		Emory, Mantha	1993-95	Johnson, Danielle	1999-00
<b>- B -</b>		Evenello, Suzette	1986-88	Johnson, Kameisha	2009-11
Baldwin, Lora	2001-02	Ewalefo, Vivian	2005-07	Jones, Donelle	1998-99
Bartlesmeyer, Amy	1995-96			Jones, Judy	2009-12
Baurels, Trisha	1996-97	<b>- F -</b>		Jones, Stephanie	1992-94
<b>Benson, Marie</b>	<b>2016-Present</b>	Ferguson, Lisa	1989-90		
Blau, Lacy	2004-05	Fitzgerald, Kate	2000-02	<b>- K -</b>	
Beard, Haylee	2013-15	Follis, Amber	1996-99	<b>Kekec, Kourtney</b>	<b>2016-Present</b>
Beene, Tiffany	1987-88	Forcier, Corrie	2009-11	Kendrick, Sarah	2000-01
Bell, Mannasha	2011-15	Forestier, Denise	1990-92	Kiejdrowska, Kasia	2015-2017
Bloom, Delores	2005-06	Foster, Amanda	2007-08	King, Ankara	1992-94
Bogan, Tia	2004-08	Foster, Niki	2000-02	King, Deanna	1987-89
Boldt, Tisha	1986-91	Fox, Farren	2005-06	King, Denise	1990-91
Boyland, Melissa	1988-89	Franklin, Ashleigh	2009-11	King, Kamra	2011-15
Brock, Sarah	1999-01	Freeman, Lynsey	2006-07	King, Keisha	1999-00
Brockman, Carmen	1989-92	Frisce, Katherine	1990-91	Knighton, Maggie	1997-98
Brown, Destiny	2005-06	Fritz, Denise	1983-85	Kroen, Karen	1983-87
Brown, Kalinda	1990-91				
Burks, Regan	2006-08	<b>- G -</b>		<b>- L -</b>	
		Garcia, Andrea	2005-09	Laing, Courtney	2006-08
<b>- C -</b>		Garcia, Genny	1999-01	Layton, Beth	2002-03
Camacho, Tina	1981-86	Gardner, Ashley	2010-12	Lewis, Sharon	1987-88
Cannon, Alice	1983-85	Garza, Alma	1991-92	Lloyd, Kelly	1989-90
Carlucci, Michelle	1992-94	Gaskin, Karen	1988-90	Luke, Joyce	1992-95
Charlier, Nanette	1983-86	Geppert, Kirsten	1998-99	Lum, Allison	1985-87
<b>Chidomere, Crystal</b>	<b>2014-Present</b>	Gibbs, Monica	2005-09		
Churman, Renda	1997-01	Goodwin, Loryn	2016-2017	<b>- M -</b>	
Coleman, Tiffany	2002-03	Gray, Robyn	1994-95	Maddox, Jacque	2000-03
Collins, Tijwana	2002-04	Greer, Lyndsey	2001-05	Malone, Jermini	2009-13
Cooper, Cori	2008-13	Gregg, Amber	2007-11	<b>Marlow, Billie</b>	<b>2016-Present</b>
Costanza, Lynn	1985-86	Gregg, Jenn	1981-82	Martin, Cierra	2008-10
Cottom, Valencia	2008-10	Griffin, Vernita	1985-87	Martin, Michelle	1989-93
Coulter, Jody	1994-95	Groves, Debbye	1984-88	Martinovich, Margaret	1981-85
<b>Cousin, Deja</b>	<b>2016-Present</b>	Guerra, Jessica	1992-93	Matthews, Portia	1990-91
Crafts, Krystal	1992-93			Maxwell, Kim	1981-84
Craddock, Latonia	1999-00	<b>- H -</b>		McCroory, Marlees	1999-01
Culpepper, Donna	1988-89	Haglund, Melissa	1987-88	McKay, Kara	2005-08
		Hall, Rikki	2001-02	McReynolds, Linda	1981-83
<b>- D -</b>		Harsh, Kristen	1996-97	Means, Destiny	2013-14
Dancy, Kisha	1994-96	Hausenfluke, Melinda	1990-94	Menz, Jenny	2011-13
Daniel, Ginger	1993-94	<b>Hawkins, Tija</b>	<b>2016-Present</b>	Mingee, Lacy	2001-06
Davis, Alysse	2008-11	Heard, Alana	2013-16	Mitchell-Cole, Niaga	2012-16
Davis, Terrie	2004-08	Hegedus, Kristina	1995-96	Montgomery, Jalisa	2011-13
DeMarte, Chelsea	2000-01	<b>Heineman, Charlie</b>	<b>2014-Present</b>		







## 33 Monica Gibbs (2005-09)



On Nov. 21, 2010, Monica Gibbs became the first UTSA women's basketball player to have her jersey retired. The Stillwater, Okla., native helped guide the Roadrunners to a pair of 20-win seasons, including a school-record 24 wins in her senior campaign of 2008-09. She helped UTSA produce back-to-back Southland Conference Tournament Championships and an NCAA Tournament appearances for the first time. In 2009, the Roadrunners became the first No. 15-seed in the history of the NCAA Women's Division I Tournament to push a No. 2-seed to overtime, eventually falling to Baylor 87-82.

She owns UTSA career records for assists (693), rebounds (990) and games played (123) and the single-season record for assists (221/2008-09). Her career mark for games started (113) was recently erased in 2015 by fellow Oklahoma native Kamra King with 118 career starts.

Gibbs is one of just seven players in program history with 1,000 points and 500 rebounds and the only player to top 1,400 points and 900 rebounds.

In addition to her impact on the UTSA record books, Gibbs earned several Southland accolades. In 2006 she became the third player in program history to be named the league's Freshman of the Year after averaging 7.3 points, 7.1 rebounds and 4.9 assists per contest.

Gibbs was named second-team all-conference as a sophomore before finishing her career as a first teamer in 2008 and 2009. In addition, after leading UTSA to its first Southland Tournament crown in 2008, she was named the event's Most Valuable Player. Gibbs became the first player in league history to be named both the Player of the Year and Defensive Player of the Year in 2009 and



helped lead the Roadrunners to their second straight tournament title.

